




Malaria 10 messages for children to learn & share

1. Malaria is a disease spread by the bite of an infected mosquito.




2. Malaria is dangerous. It causes fever and can kill, especially children and pregnant women.




3. Prevent malaria by sleeping under insecticide-treated bed nets that kill mosquitoes and stop them biting.



4. Malaria mosquitoes often bite between sunset and sunrise.




5. When children get malaria they may grow and develop more slowly.



6. There are three types of insecticide spraying to kill malaria mosquitos: in houses, in the air and onto water.



7. The signs for malaria are high fever, headaches, muscle and stomach aches, and chills. Rapid tests and treatment will save lives.



8. Malaria can be prevented and treated with medicine as directed by a health worker.




9. Malaria lives in an infected person's blood and can cause anaemia, which makes us tired and weak.



10. Antimalaria pills can prevent or reduce malaria and anaemia in places and at times when there is lots of malaria in a community.



Frequently Asked Questions



How do I use the poster?

The poster is designed to be used by health educators of all kinds and with children over the ages of 10 years. The poster would be used to help support teaching sessions on the topic. The poster can be used on a wall to help children remember the messages that they have learned. Each picture can be copied and turned into flashcards or a flipbook. Many people use the Children for Health messages and other content and activities with older children and adults. This poster needs an educator, it's not designed a 'single message' poster to be put on the wall of a clinic or classroom with no further input.



Why are the faces of the people on the poster multi-ethnic?

Children for Health has a global audience, so we are using multi ethnic faces. You are welcome to redraw the poster for your setting, using a local artist.



Is it enough for children to just learn the messages?

We think that learning the messages is a really good start, but the best use of the messages comes when the children are discussing them and sharing them with others – their friends and family! For real change to happen children need to be taking action, finding out the challenges and then working out how to overcome the challenges. This type of health education done in this type of way develops children's life skills. We like to describe our messages as 'doorways to discussion'.



How do I use the messages?

You can be as creative in your use of the set of messages as you like. Some health educators like to focus on one topic for a month (or a term) and the 10 messages can be



learned in formal school time, during school club time or before and after school e.g. in assemblies or special events. We have invented a tool called The Rainbow Stick. When a child learns and shares a message and comes back with a story about how the message has been shared, the child is given a ribbon or piece of coloured fabric to tie on to a stick. As Children for Health has 100 messages, the idea is that every child in primary school leaves school with a Rainbow Stick with 100 coloured 'ribbons' tied to it.



Why is one picture bigger than the others?

The bigger picture on the poster is the Children for Health 'key' message for this topic. If it is not the key message in your area, you can adapt the poster and change the size of the pictures to suit your needs best.



Why is the bigger picture in the right-hand corner?

If the picture were in the middle all the other pictures would need to be resized and be smaller. Besides, we like this off-centre design!



Can I change, adapt or simplify the messages?

We find that children love to learn new words and developing and then sharing their understanding of new words and ideas with their friends and family make the activities more interesting. It can be fun to discuss new words with the children and find the equivalent in the local language. But you can of course adapt and change the messages to suit your needs but make sure your messages are checked for accuracy. The Children for Health messages are drawn from decades of experience working with children and teachers in low resource settings. The messages then went through months of consultations with experts to ensure they are up to date and accurate, BUT each community, district and country is affected by malaria in different ways. So, what is BEST is for a team that includes health and education practitioners to develop a locally relevant set of messages (we like 10) and insert these instead in the message boxes. When doing this, be sure to consult widely with experts to check the messages are up to date and accurate. Acknowledge us! If you develop your own version of our poster, please acknowledge us on your poster and send us a copy. clare@childrenforhealth.org



There are other important messages you have not mentioned.

Children for Health has created a set of messages for young adolescents. We wanted to keep the messages short and simple. There may be other messages and other information you want to add. That is fine.



Can I translate the messages?

You are welcome to translate the messages and insert the local version of the messages into the 'message boxes'. If you are changing or adapting the messages be used to consult with experts to check the messages for accuracy.



Get in Touch:

Please let us know if you have any questions or if you would like the individual picture files to help you make your own poster.

clare@childrenforhealth.org | www.childrenforhealth.org