



Republic of Namibia

# NAMIBIA'S SECOND VOLUNTARY NATIONAL REVIEW REPORT ON THE IMPLEMENTATION OF THE SUSTAINABLE DEVELOPMENT GOALS TOWARDS AGENDA 2030





## "The Global Goals" NAMIBIA'S VISION 2030

Namibia's Second Voluntary National Review Report on the Implementation of the Sustainable Development Goals Towards Agenda 2030

**Published by:**

Office of the President, National Planning Commission, Windhoek, Namibia

© All rights reserved

The content in this publication may be freely quoted as long as it is properly acknowledged.



# Table of Contents

<b>List of Figures.....</b>	<b>iv</b>
<b>List of Tables.....</b>	<b>v</b>
<b>List of Acronyms.....</b>	<b>vi</b>
<b>Foreword.....</b>	<b>viii</b>
<b>Acknowledgements.....</b>	<b>ix</b>
<b>Highlights.....</b>	<b>x</b>
Economic Progression.....	x
Social Transformation.....	x
Environmental Sustainability.....	xi
Good Governance.....	xi
Lessons Learned.....	xi
Integration and alignment of the SDGs in National Development Frameworks.....	xi
Partnerships.....	xi
Affirmation of Commitment.....	xi
<b>Introduction.....</b>	<b>1</b>
Background.....	1
The National SDG Progress Report.....	1
Scope and Methodology.....	1
Outline of the National SDG Progress Report.....	2
<b>Methodology and Process for the Preparation of the Review.....</b>	<b>2</b>
Review Preparation Processes.....	2
Data Collection.....	3
Broad and Wide Participation.....	3
Organisation of the Report.....	3
Namibia's Development Context and SDGs.....	3
<b>Policy and Enabling Environment.....</b>	<b>3</b>
<b>Progress on Goals and Targets.....</b>	<b>5</b>
<b>Means of Implementation.....</b>	<b>69</b>
<b>Next Steps.....</b>	<b>69</b>
<b>Conclusion.....</b>	<b>69</b>

# LIST OF FIGURES

Figure 1: Proportion of population living below the poverty line .....	5
Figure 2: Launch of Food Bank by the Namibian Head of State in 2016.....	9
Figure 3: Kangaroo Mother Care.....	11
Figure 4: Malaria incidence and mortality since 2017 .....	12
Figure 5: Health worker density and distribution by the Financial Year 2019/2020 .....	13
Figure 6: School learners in Namibia.....	15
Figure 7: The number of undergraduate students funded in 2017 and 2018.....	15
Figure 8: TVET Trainee enrolment 2018 and 2019.....	17
Figure 9: Sample instruction in Namibia's VTCs .....	17
Figure 10: Prevalence of child marriage in Namibia.....	23
Figure 11: Access to safe drinking water .....	26
Figure 12: Sanitation: toilets in informal settlements.....	27
Figure 13: COVID-19 tippy-tap hand wash .....	27
Figure 14: Electrification of informal settlements in Namibia.....	30
Figure 15: Installation and maintenance of high power transmission .....	30
Figure 16: Investment in solar street lighting by municipalities.....	30
Figure 17: Private sector investment in solar power plants.....	30
Figure 18: Trends in Economic Growth in Namibia.....	32
Figure 19: Access to commercial banks and ATMs per 100000 populations.....	34
Figure 20: Manufacturing Sector Contribution to GDP-Country Level .....	37
Figure 21: Newly constructed road North of Windhoek.....	37
Figure 22: New container terminal .....	38
Figure 23: Namibia railway.....	38
Figure 24: Walvis Bay Airport Erongo .....	38
Figure 25: Population coverage by mobile telephone network.....	38
Figure 26: Population coverage by mobile telephone network per region (2G, 3G and 4G).....	39
Figure 27: Delivering emergency supplies to Kavango West flood victims .....	49
Figure 28: Livestock death in Kunene, northern Namibia, due to the 2013-2020 drought.....	51
Figure 29: Funding deficit for Climate Change Adaptation Projects.....	52
Figure 30: National GHG Inventory and programmes containing measures to mitigate the impacts of climate change.....	52
Figure 31: Namibia's RV Mirabilis deep-sea fisheries and multidisciplinary research vessel.....	54
Figure 32: Coverage of protected Marine Area .....	55
Figure 33: Breakdown of Environmental Clearance Certificates, issued in 2019/20 .....	58
Figure 34: Tree Planting Campaign .....	59
Figure 35: Anti-poaching operations.....	60
Figure 36: Namibian elephant and black rhino .....	60
Figure 37: Poaching Statistics: Elephants and Rhinos in 2020.....	60
Figure 38: Case clearance rates at both Lower and High Courts.....	63
Figure 39: A sample of illegal firearms seized .....	64
Figure 40: Seized firearms related to poaching activities.....	64
Figure 41: Number of recorded cases of persons that felt they were discriminated against .....	65
Figure 42: Domestic budget funded domestically .....	67
Figure 43: Comparison of the ODA and FDI in 2018 and 2019 .....	68

## LIST OF TABLES

Table 1: Women and girls aged 15 years and older subjected to sexual violence .....	22
Table 2: Women aged 20-24 years who were married or in a union before age 15 and before age 18.....	22
Table 3: Women representation in the Namibian Parliament.....	23
Table 4: Women in management positions in the Public Sector .....	24
Table 5: Challenges and Opportunities facing the labour market in Namibia.....	34
Table 6: Population coverage by region of mobile network .....	38
Table 7: Updated cereal supply/demand situation including losses in Namibia for the 2020/2021 marketing season...	47
Table 8: Breakdown of number of agricultural households that experienced severe natural disasters from 2015-2021.....	50
Table 9: Desired Outcome Indicators for Good Governance.....	62

# LIST OF ACRONYMS

<b>AEs</b>	Advanced Economies
<b>AfCFTA</b>	Africa Continental Free Trade Area Agreement
<b>AMTA</b>	Agro-Marketing and Trade Agency
<b>ANC</b>	Antenatal Care
<b>ASEPs</b>	Annual Sectoral Execution Plans
<b>BCC</b>	Benguela Current Commission
<b>BPFA</b>	The Beijing Declaration and Platform for Action
<b>BUR</b>	Biennial Update Reports
<b>CBOs</b>	Community Based Organisations
<b>CCA</b>	Climate Change Adaptation
<b>CEDAW</b>	Convention on the Elimination of All Forms of Discrimination Against Women
<b>CFCs</b>	Chlorofluorocarbons
<b>CLTS</b>	Community-Led Total Sanitation
<b>COVID</b>	Coronavirus Disease
<b>CPD</b>	Continuous Professional Development
<b>CSOs</b>	Civil Society Organisations
<b>DFA</b>	Development Finance Assessment
<b>DG</b>	Director-General
<b>DRR</b>	Disaster Risk Reduction
<b>DWCP</b>	Decent Work Country Programme
<b>EBSAs</b>	Ecologically or Biologically Significant Marine Areas
<b>ECD</b>	Early Childhood Development
<b>ED</b>	Executive Director
<b>EDS</b>	External Debt Service (Public and Private)
<b>EIAs</b>	Environment Impact Assessments
<b>EMDEs</b>	Emerging Markets and Developing Economies (Economies in Transition)
<b>EOC</b>	Essential Obstetric Care
<b>EPI</b>	Environmental Performance Index
<b>ESD</b>	Education for Sustainable Development
<b>FDIs</b>	Foreign Direct Investments
<b>FLTS</b>	Flexible Land Tenure System
<b>FY</b>	Financial Year
<b>GANHRI</b>	Global Alliance of National Human Rights Institutions
<b>GBV</b>	Gender-Based Violence
<b>GDP</b>	Gross Domestic Product
<b>GIZ</b>	Deutsche Gesellschaft für Internationale Zusammenarbeit
<b>GRN</b>	Government of the Republic of Namibia
<b>HLPF</b>	High-Level Political Forum
<b>HPPs</b>	Harambee Prosperity Plans
<b>ICPD</b>	International Conference on Population and Development
<b>IHRC</b>	International Health Regulation Capacity
<b>ILO</b>	International Labour Organisation
<b>IMF</b>	International Monetary Fund
<b>INC</b>	Initial National Communication
<b>IP</b>	Implementation Plan
<b>ISUD</b>	Inclusive and Sustainable Urban Development
<b>KMC</b>	Kangaroo Mother Care
<b>LDCs</b>	Least Developing Countries
<b>LNOb</b>	Leaving No One Behind
<b>LSM</b>	Learning Support Materials
<b>M&amp;E</b>	Monitoring and Evaluation
<b>MCS</b>	Monitoring, Control and Surveillance
<b>MDGs</b>	Millennium Development Goals
<b>MGEPEsw</b>	Ministry of Gender Equality, Poverty Eradication and Social Welfare (Namibia)
<b>MHAISs</b>	Ministry of Home Affairs, Immigration, Safety and Security (Namibia)
<b>MIRCO</b>	Ministry of International Relations and Cooperation (Namibia)
<b>MIS</b>	Management Information Systems

<b>MoF</b>	Ministry of Finance (Namibia)
<b>MP</b>	Member of Parliament
<b>MSP</b>	Marine Spatial Planning
<b>MTEF</b>	Medium-Term Expenditure Framework
<b>MURD</b>	Ministry of Urban and Rural Development (Namibia)
<b>MW</b>	Megawatt
<b>MWh</b>	Megawatt Hour(s)
<b>NAMPU</b>	Namibia Media Professionals Union
<b>NBSAP</b>	National Biodiversity Strategy and Action Plan
<b>NCCSAP</b>	National Climate Change Strategy and Action Plan
<b>NCDs</b>	Non-Communicable Diseases
<b>NDP</b>	National Development Plan
<b>NDRMS</b>	Namibia's Disaster Risk Management System
<b>NEE</b>	National Environmental Education
<b>NGOs</b>	Non-Governmental Organisations
<b>NHE</b>	National Housing Enterprise
<b>NHRI</b>	National Human Rights Institution
<b>NIDS</b>	Namibia Intercensal Demographic Survey
<b>NIPDB</b>	Namibia Investment Promotion Development Board
<b>NPC</b>	National Planning Commission
<b>NPLs</b>	Non-Performing Loans
<b>NSA</b>	Namibia Statistics Agency
<b>NSF</b>	National Stakeholder Forum
<b>NSSCH</b>	Namibia Senior Secondary Certificate Higher
<b>NSSCO</b>	Namibia Senior Secondary Certificate Ordinary
<b>NSSF</b>	National Safe School Framework
<b>ODA</b>	Official Development Assistance
<b>OMAs</b>	Offices, Ministries, and Agencies
<b>PEs</b>	Public Enterprises
<b>PPPs</b>	Public Private Partnerships
<b>PSMA</b>	Port State Measure Agreement
<b>QCPR</b>	Quadrennial Comprehensive Policy Review
<b>RDCC</b>	Regional Development Coordinating Committee
<b>RDCs</b>	Rural Development Centres
<b>RISDP</b>	Regional Indicative Strategic Development Plan
<b>SADC</b>	Southern African Development Community
<b>SAPP</b>	Southern African Power Pool
<b>SASG</b>	Social Accountability and School Governance
<b>SDGs</b>	Sustainable Development Goals
<b>SEPs</b>	Sectoral Execution Plans
<b>SIDS</b>	Small Island Developing States
<b>SSC</b>	South-South Co-operation
<b>SSPWs</b>	Sectoral Sub-Pillar Working Groups
<b>TAC</b>	Total Allowable Catch
<b>TB</b>	Tuberculosis
<b>TIP</b>	Trafficking in Persons
<b>TNC</b>	Third National Communication
<b>TOSCO</b>	Tourism Supporting Conservation
<b>TVET</b>	Technical, Vocation Education and Training
<b>UNRC</b>	United Nations Regional Committees
<b>UN</b>	United Nations
<b>UNCLOS</b>	United Nations Convention on the Law of the Sea
<b>UNFCCC</b>	United Nations Framework Convention on Climate Change
<b>UNICEF</b>	United Nations Children Education Fund
<b>USD</b>	United States Dollar(s)
<b>VNR</b>	Voluntary National Review
<b>VTC</b>	Vocational Training Centre
<b>WFP</b>	World Food Programme

## FOREWORD



Namibia joined other countries to submit her first Voluntary National Review (VNR) on Sustainable Development Goals (SDGs) in 2018 at the High-Level Political Forum (HLPF) in New York. Subsequently, the country continues to embrace sustainable development as our development principle to fully commit to the implementation of the global 2030 agenda for sustainable development.

We are therefore pleased to present our second VNR Report to the World, which predominantly highlights the progress that the country has made over the past three years. Contrary to our previous report, which only looked at a few goals, Namibia is for the period under review reporting on all her 17 goals and indicators in the spirit of leaving no one behind, a notion adopted by the country.

It is worth stating that during the period under review, Namibia has made major improvements in the fight against poverty and food hunger through the promotion of sustainable agricultural activities such as improving food security programmes and continuing to implement green scheme actions.

The country has also made progress in the country-wide rolling out of the Early Childhood Development (ECD) programme to ensure that all children from 0-5 years old have access to quality education. We have also made tremendous progress in water and infrastructure development in urban and rural areas. Namibia has a comprehensive social protection system that also supports people with disabilities. In promoting the well-being of all Namibians, our public health delivery system focused on the provision of sanitation and water points in informal settlements and rural communities as a means to curb COVID-19 and Hepatitis-E. We have also made strides in the use of Information Communication Technology in schools and tertiary institutions; a process that has enhanced E-Learning.

Notwithstanding the good progress made, we have also faced considerable challenges that negatively impacted the implementation of the Sustainable Development Goals. Here, it is worth mentioning the effects of the COVID-19 pandemic. It created a significant hitch in the implementation of the SDGs, and it subsequently affected economic growth as a result of lockdowns in order to prevent the wide spread of the virus.

However, Namibia will continue to mobilise and allocate both National and International resources needed for the effective implementation of the SDGs, and to focus on remedies to optimise the impact of interventions to achieve the National Development Goals.

A handwritten signature in black ink, appearing to read 'Obeth Mbuipaha Kandjoze', written over a horizontal line.

**Hon. Obeth Mbuipaha Kandjoze**  
Director-General of the National Planning Commission





## ACKNOWLEDGEMENTS

The National Planning Commission of the Republic of Namibia takes this opportunity to acknowledge, with thanks and appreciation, the Legislature, the Judiciary and the Executive, including all the various line offices, ministries, agencies of the Government (OMAs), development partners, civil society organisations, Labour and Trade Unions, and other stakeholders for their wilful contributions of information and data that successfully facilitated the compilation of the country's second Voluntary National Review on progress towards the achievement of the targets of the Sustainable Development Goals.

Special thanks go to Namibia's National SDG Multi-Stakeholder Committee for handling the SDGs Agenda, and to the National Planning Commission staff who dealt with this project and who worked tirelessly to produce this report. Among others, it is worth mentioning the Ministry of International Relations and Cooperation (MIRCO), the Namibia Statistics Agency (NSA), the United Nations Resident Coordinator's Office, the UN Specialised Agencies in Namibia, and the Deutsche Gesellschaft für Internationale Zusammenarbeit (GIZ).

Self-evaluation in the performance of SDGs is indeed a very important exercise for the country. The challenges brought about by the COVID-19 global pandemic have adversely affected our society and regressed the nation's achievements towards the global goals. Nonetheless, Namibia is picking up the pieces and re-positioning herself to ensure that we attain all, if not most, of the targets of the SDGs by the Year 2030.

A handwritten signature in black ink, appearing to read 'Wilhencia Uiras', written over a horizontal line.

**Mrs. Wilhencia Uiras**  
**Executive Director of the National Planning Commission**

# HIGHLIGHTS

**Reflecting its commitment to achieving the Sustainable Development Goals (SDGs)**, Namibia volunteered to undertake a second national review of the SDGs in 2021. The focus is on three SDG dimensions, namely, Economic, Social, and Environmental. These three dimensions are comprehensively integrated in the fifth National Development Plan (NDP5) pillars: Economic Progression, Social Transformation, Environmental Sustainability, and Good Governance.<sup>1</sup>

## Economic Progression

Namibia remains an upper middle-income country with the average income per capita of +-US\$5,000. The manufacturing and services sectors together contribute about 18% of the total Gross Domestic Product. While this contribution falls short of the national target of 2030 according to Vision 2030, the country is making a steady move towards realising its goal. However, the country experienced several challenges during the reporting period, which include, among others, low international demand, low commodity price, high levels of unemployment, persistent drought, and the recent COVID-19 pandemic. In 2020, Namibia recorded the deepest economic contraction of 8.0% on account of the COVID-19 pandemic, which appears to have exacerbated the already slow economic growth due to, among others, the persistent drought<sup>2</sup>. However, it is expected to gradually rebound to above 3% in the medium-term, owing to the recuperation of the external demand and commodity prices in the mining sector. The unemployment rate remained high at 33.4% in 2018, the highest being amongst the youth at 46.1%. Namibia's target is to reduce the unemployment rate to 24.2% by 2022.

The World Economic Forum's Global Competitiveness Report of 2019 ranks Namibia as one of several African countries with good road infrastructure, scoring 5.3 out of 7. Namibia developed the Logistics Master Plan (2015), aimed at making her an international logistics hub through the utilisation of potential benefits such as the country's geographic location to provide safe, efficient, and effective transport infrastructure and services for social and economic development.

## Social Transformation

According to the Human Development Index (HDI), Namibia is a medium-developed country with only two regions classified as least developed out of 14 regions. The country has been making steady increases over the years, thereby

reflecting a significant shift in human development, which, in other words, implies that the well-being of society has been improving. Progress was also reported in the literacy rate, the potential demographic dividend, life expectancy, enrolment, participation rates, and total spending on social sectors.

In the spirit of Leaving No One Behind (LNOB), Namibia is on track with regard to improving the quality of life for Namibians, especially the most vulnerable members of society. Progress has been made in the social protection sphere. This has been demonstrated by the enactment of the Social Protection Policy in 2021, which aims to strengthen existing social protection programmes while also establishing a comprehensive social protection system that is efficient and effective in addressing risks and vulnerabilities that people face throughout their lives. Tremendous progress in ensuring gender equality and the empowerment of women and girls as well as people with disabilities has been a priority, where interventions such as gender affirmative action, gender mainstreaming, gender empowerment, girl child education, and employment equity are being undertaken. Namibia recognises that health is a fundamental human right and is committed to achieving health for all Namibians. A continuous improvement is visible in HIV incidences, TB incidences, birth support, the mortality rate from non-communicable diseases, and the International Health Regulation Capacity (IHRC). Positive trends are also observed in the provision of quality education, demonstrated by the high budget allocation for the education sector and the provision of free primary education. However, these progresses are at risk of being reversed by the COVID-19 pandemic. In response, the country implemented three new non-contributory programmes in the areas of housing/basic services, economic stimulus and relief packages, and special allowance/grants targeting the poor and vulnerable population, workers and/or dependents.

## Environmental Sustainability

Namibia is endowed with abundant natural resources (i.e. fisheries, forestry, minerals, and wildlife), as well as solar and wind regimes that are suitable for generating renewable energy. Natural resource-based sectors are among the largest contributors to the GDP and employment.

In reducing threats to wildlife, Namibia has made considerable

<sup>1</sup> National Plans | NDP 5 – National Planning Commission of Namibia (gov.na)  
<https://www.npc.gov.na/national-plans-ndp-5/>

<sup>2</sup> Namibia Economic Outlook – Bank of Namibia 08373957-783f-4c69-ab33-8184eddeb91c.pdf (bon.com.na)

efforts in combating poaching by strengthening institutional coordination to combat wildlife crimes and establishing well-managed and closely supervised community conservancies. These have resulted in the reduction of poached elephants and rhinos, from 97 and 49 in 2015 to 31 and 11 in 2020, respectively.

In terms of climate change, Namibia's resource mobilisation towards the climate change mitigation and adaptation measures have improved drastically since 2015. To date, through the Environmental Investment Fund (EIF) and other sources, Namibia has mobilised about USD90 million.

### Good Governance

Namibia lauds itself with regard to the global gender gap index rankings, being number 6 out of 156 countries. Further strides were made with regard to women representation being adopted by the ruling party, attributed as the "zebra-style" gender representation in parliament, which has seen the Namibian bicameral parliament having 48% of its members as women since the 2019 Elections. Namibia ranks as number one in Africa for the World Press Freedom index, owing to public access of information and the protection of fundamental freedoms, in accordance with national legislation and international agreements.

### Lessons Learned

**Integration and alignment of the SDGs in National Development Frameworks:** Namibia mainstreamed and integrated the SDGs implementation into NDP5 to secure successful implementation.

**Partnerships:** Extensive consultations with all stakeholders, all citizens in the setting of policies and priorities, including parliamentarians, are key in the domestication, ownership, and continuity of the SDGs.

### Affirmation of Commitment

Amongst other efforts, Namibia launched the Development Finance Assessment (DFA) Report in 2021<sup>3</sup> as part of the holistic approach to the financing frameworks in achieving the Sustainable Development Goals, Vision 2030, and the National Development Plans.

---

<sup>3</sup> DFA-Final-Report.pdf (gov.na)

## The Namibian Map with 14 Geographical Regions



# INTRODUCTION

## Background

The Voluntary National Review (VNR) is a country-led and nationally-owned process. Namibia first reported in 2018 and is reporting for the second time in July 2021 under the coordination of the National Planning Commission (NPC). The country, joined by 47 other UN Member States, volunteered to submit its first VNR Report on the implementation of the 2030 Agenda for Sustainable Development and 17 Sustainable Development Goals (SDGs) in 2018. This VNR, which received global acclaim for its innovativeness and inclusiveness, demonstrated Namibia's commitment towards the localised implementation of the SDGs. It was also a showcase of Namibia's commitment towards the full integration of the SDGs in the country's development priorities, as reflected in Namibia's planning documents, including the current Fifth National Development Plan (NDP5) scheduled from 2017 to 2022.

The 2018 report later led to Namibia being awarded a Commonwealth Award for Excellence in their SDGs implementation approach in Malta, June 2019.

The VNRs aim to facilitate the sharing of experiences, including successes, challenges, and lessons learned, with a view to accelerating the implementation of the 2030 Agenda. The VNRs also seek to strengthen policies and institutions of governments and to mobilise multi-stakeholder support and partnerships for the implementation of the SDGs.

The VNR countries are expected to submit comprehensive written reports to be made available in the VNR database. The VNRs are intended to track progress in implementing the 2030 Agenda, including the SDGs and related targets, in all countries, in a manner that respects their universal and integrated nature as well as all dimensions of sustainable development. In addition, each VNR country provides main messages that summarise their key findings. These main messages are also posted in the VNR database. To fast-track the different processes, the NPC revived the 2018 VNR consultative mechanisms to strengthen the participation and contribution of national stakeholders in accelerating the achievement of the SDGs.

The VNR is Namibia's opportunity to highlight gains and challenges, and to establish a mechanism for progress based on qualitative and quantitative data.

## The National SDG Progress Report

A part of the efforts to report on the progress of the 2030 Agenda, the National SDG Progress Report is a continuation of and is complementary to the 2019 Namibia SDG Baseline Report and it will form the quantitative basis for the 2021 VNR Report. It is one of the mechanisms for the review of the 17 Goals of Agenda 2030. Countries have the primary responsibility of following-up and reviewing the progress made in implementing the Goals, which requires quality, accessible and timely data collection.

The 2030 Agenda for Sustainable Development attaches great importance to its follow-up and review mechanisms, thereby encouraging member states to conduct regular and inclusive reviews of progress at the national and sub-national levels.

Documenting the progress achieved is important for accountability, and the lessons learned from member states' engagement of Agenda 2030 and the SDGs will be used to strengthen efforts going forward. Development partners are also expected to use the findings to mobilise resources and enhance support for the realisation of the Agendas.

## Scope and Methodology

The National SDG Progress Report is a comprehensive national progress report on each of the SDG targets and indicators, findings of which will form the basis for the VNR Report. It will be informed by the analysis of secondary data obtained from the National Statistics Agency (NSA) through the country's Fifth National Development Plan (NDP5) as well as other national sources of data, and it will, when needed, utilise international sources of data for ease of comparability. Thus, the report will use the latest harmonized data to describe and compare progress in the realisation of the 17 Sustainable Goals (and related Agenda 2063 Goals) throughout Namibia and the country's regions.

## Data Disaggregation

In all the sections of the report, and when applicable, data will be disaggregated by gender and geographical location (the different regions of the country). The findings of the report were reviewed and validated by the National SDGs Multi-Stakeholder Committee.



The VNR Report documents an overview of the situation in the country per SDG, the status and trends, as well as the strategies going forward in the implementation of the 2030 Agenda.

### Outline of the National SDG Progress Report

Namibia's National SDG Progress Report will underscore progress on the 17 SDGs. The report is comprised of the following seven chapters:

- Introduction
- Methodology and Process for the Preparation of the Review
- Policy and Enabling Environment
- Progress on Goals and Targets
- Means of Implementation
- Next Steps
- Conclusion

## METHODOLOGY AND PROCESS FOR THE PREPARATION OF THE REVIEW

Namibia, which embraced sustainable development as its national planning approach, is fully committed to the Global 2030 Agenda for Sustainable Development, its principles, goals, targets and indicators, and has fully transfixed the Sustainable Development Agenda into its fifth National Development Plan (NDP5) and, as such, directly extracts data from its annual reports to cover the SDGs report and other internationally agreed developments, commitments, and goals such as Africa Agenda 2063 and the Regional Indicative Strategic Development Plan of Southern African Development Community (SADC).

Against the background of Namibia having fully integrated the Sustainable Development Agenda into all its National Development Plans (NDPs), this Voluntary National Review (VNR) is informed by the implementation progress of NDP5. Accordingly, as the VNR is essentially a national government-led Review for the primary purposes of an inter-governmental platform (the UN Development System), it is most appropriate to bank heavily on the said NDP5 Report as the most authoritative national source.

The NDP5 Report and, consequently, this VNR provide an assessment of the implementation of policies and programmes, focusing mostly on both outcome and output indicators in assessing performance against set targets.

Namibia, through her fifth and SDGs fully aligned National Development Plan, set out to achieve the following four (4) broad objectives:

- ✓ Achieve inclusive, sustainable and equitable economic growth, in the spirit of the SDGs' pillar on inclusive growth and shared prosperity;
- ✓ Build capable and healthy human resources, along according to the language of the SDGs' pillar on people and social transformation;
- ✓ Ensure a sustainable environment and enhance resilience, speaking to the SDGs' pillar on planet and environmental sustainability; and
- ✓ Promote good governance through effective institutions, buttressing the SDGs' calls for good governance and partnerships.

### Review Preparation Processes

As the main source of this VNR, the NDP5 2018-2019 Annual Report was compiled using information submitted to the National Planning Commission (NPC-Namibia's version of Economy Planning Ministry) by various coordinators of Focus Areas supplemented by NPC's own performance assessments, especially at the desired outcome level. In turn, the VNR largely flags positive experiences to date and encountered challenges in the efforts made to eradicate poverty as the overarching theme for national development and the SDGs relevant to Namibia as well as the strategies developed to achieve these goals.

Consistent with the policy formulation and implementation process, the involvement of Focus Areas in the preparation of the source NDP5 Report is essential to guarantee ownership, as well as ensuring that the report reflects the actual progress of implementation of the NDP5 at Focus Area levels.

### Data Collection

The annual progress reports on the implementation of NDPs are prepared through the extraction of data on performance from Focus Area submissions on indicators reflected in the results framework. Before data collection commenced, planning and reporting templates were developed to ensure that there was harmonization in the process and that the data collected covered all relevant areas.

### **Broad and Wide Participation**

In preparation of the second VNR Report, a series of meetings were hosted under the auspices of the NPC with Focus Areas, to review and discuss the agreed submission modalities to ensure completeness and consistency in reporting. Focus Area submissions were complemented by the NPC's own assessment of performance, especially at Desired Outcome and Goal levels, which was aided by available data from various sources.

### **Organisation of the Report**

Namibia's SDG National Review 2021, follows the globally recommended guidelines and is structured as follows:

- ✓ The introduction, which provides background and context;
- ✓ The assessment of the means of implementation;
- ✓ Analysis of thematic issues, which track the status of selected SDGs in Namibia;
- ✓ The evaluation of policies and strategies; and
- ✓ Conclusions and recommendations.

### **Namibia's Development Context and SDGs**

As an integral part of the global community, Namibia is affected by external political and economic developments that occur on a global level. To comprehensively understand how the economy fared, it is imperative to contextualize how the global and regional economies performed during the reference period.

## **POLICY AND ENABLING ENVIRONMENT**

Namibia has a succinct policy and enabling environment to facilitate the implementation of the SDGs towards Agenda 2030. The country continues to craft NDPs and prosperity plans to guide national development priorities aimed at attaining the targets of the SDGs by 2030.

# 1 NO POVERTY



Indicator 1.2.1

Indicator 1.3.1

Indicator 1.4.1





# Progress on Goals and Targets

## End Poverty in all its forms everywhere

### Overview

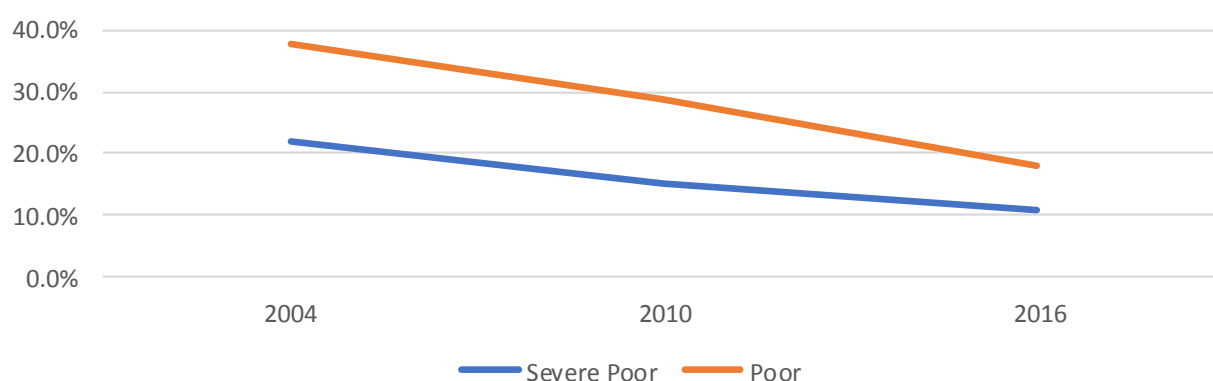
Ending poverty in Namibia is one of the key priority tasks. Namibia has re-committed herself by striving to give all citizens equal opportunities, full access to economic and social opportunities, and the opportunity to live a decent and dignified quality of life. It is for this reason that the second Harambee Prosperity Plan (HPP II), which was launched in 2021, and the NDP5 emphasise the necessity to pursue the sustainable inclusive growth and creation of decent jobs as the most effective route for poverty reduction. The Government has introduced strategic measures to empower the people, and to support the poor and most vulnerable. Policies such as the Social Protection Policy and the Blueprint on Wealth Redistribution and Poverty Eradication are pro-poor and aim to address poverty in Namibia.

## Status and Trends

### Poverty Levels

The share of poor and severely poor households is still estimated at approximately 17.4% and 10.7% of the population, as per the 2015/2016 official statistics. Poverty in rural areas (25.1%) is higher than urban areas (8.6%). At the national level there has been a decline in poverty, attributed to the strengthening of the implementation of social safety net policies such as the incremental adjustment of social grants and strengthening of social protection.

**Figure 1:** Proportion of population living below the poverty line



Source: NSA

Poverty levels in female-headed households (19.2%) are higher than male-headed households (15.8%). Female-headed households also have a larger incidence of severely poor (11.2%) compared with male-headed households (9.9%). Comparisons with the 2009/2010 survey show that poverty levels have fallen from 32.2% to 19.2% for female-headed households, and from 26.2% to 15.8% for male-headed households.

The incidence of severely poor households has only slightly increased from 11.1% to 11.7% for female-headed households, and from 8.5% to 9.9% for male-headed households.

## Social Protection

In the spirit of Leaving No One Behind (LNOB), Namibia passed the Social Protection Policy in 2021. Progress has also been made in addressing risks and vulnerabilities that people face throughout their lives, through social assistance programmes targeting the poor and vulnerable, as the non-contributory grant spending increased from N\$5.1 billion in the 2018/2019 fiscal year to N\$6.2 billion in the 2020/2021 fiscal year. The coverage rate of the main social grants for the same period has increased with the old age grant coverage from 95% to 98%, the disability grant coverage from 71% to 74%, and the child grant from 60% to 66%.

## **Addressing the COVID-19 Pandemic**

As a response strategy to the COVID-19 pandemic, Namibia rolled out N\$8.1 billion COVID-19 stimulus packages to mitigate the impacts of unemployment on those who lost their jobs due to the pandemic and to help in the fight of the virus in general. Similar COVID-19 stimulus packages to the value of N\$22.1 million were rolled out by the Social Security Commission for wage subsidies and to assist the informal sector affected by the pandemic. The government spent N\$560 million on the special allowance, also known as the Emergency Income Grant, which benefitted 769,000 Namibians.

The economic stimulus and relief package benefitted 230 employers and 21,359 employees through wage subsidies and employee salary protection programmes, costing a total N\$ 8.1 billion.

## **Strategies Going Forward**

- The nation has introduced strategic measures to empower people by supporting the poor and most vulnerable, and by strengthening the existing social protection programmes.

# 2 ZERO HUNGER



Indicator 2.1.1

Indicator 2.2.1



## End hunger, achieve food security and improved nutrition, and promote sustainable agriculture

### Overview

Namibia is fully committed to ending hunger. This commitment is reflected across all key development documents where zero hunger stands as a key priority. Amongst these key national development instruments, which include the Vision 2030 initiative, the Harambee Prosperity Plan (HPP), and the NDP5, the Zero Hunger Strategy recognises the importance of food and nutrition security, and it appreciates the contribution embedded in Namibia's drive to achieve SDGs 2 and 17.

### Status and Trends

#### Food Support

To address urban food poverty, the target to increase the number of operational Food Banks by opening Food Banks in 3 additional regions was surpassed. Food Banks were rolled out in 6 regions (Hardap, Kharas, Ohangwena, Kunene, Kavango East, and Kavango West). The eligibility criteria for the identification of Food Bank beneficiaries was reviewed and streamlined in order to cater for people who were most affected by hunger and poverty, which led to the reduction of beneficiaries from over 22,000 households to 8,736 households in all the Food Bank operational regions.

In addition, Food Bank roll out consultations were done in various regions with office bearers and roll out mechanisms were developed. Moreover, the Focus Area, in partnership with the World Food Programme (WFP), introduced a system for cash operations (SCOPE); a biometric system used for the registration of beneficiaries. This system was also used as a screening tool during food distribution, and currently a total of 6,277 households are registered in the system.

#### Malnutrition

The country aims to end hunger, and to ensure access to safe, nutritious and sufficient food by 2030. The Namibia SDG Baseline Report of 2019 indicated that the prevalence of undernourishment for children under five years was at 28.8% in 2015, a decline from 29.7% recorded in 2014. Despite this decline, the 2015 figure for undernourished children is still higher than the number of undernourished children recorded in 2004.

An increased number of community health workers and the scaling-up treatment of acute malnutrition in health facilities over the last 10 years has increased the number of children being screened and treated for malnutrition.

During the last 5 years the private sector has taken a big step towards preventing micronutrient deficiencies by starting to fortify maize, wheat and mahangu flour with vitamins and minerals. Strengthening of the legal framework and monitoring/enforcement is needed to improve and sustain food fortification.

During the last few years, the Government and Development Partners have collaborated on RightStart, a social and behavioural communication campaign on early childhood development. The campaign includes a component on child feeding. RightStart is expected to continue through to 2022, and although it has not yet been evaluated, there is potential for increasing the pace of malnutrition reduction through improved child feeding practices promoted by the campaign.

**Figure 2:** Launch of Food Bank by the Namibian Head of State in 2016



Source: The Namibian Sun Newspaper

### Strategies Going Forward

- Continuous increase in the agricultural production of cereals, horticulture and livestock.
- Namibia is maintaining the school feeding programme to feed children from vulnerable homes and to improve the nutritional value of meals. This programme will be extended to secondary schools and ECD centres based on needs assessments.
- The Namibian Government continues to procure malnutrition treatment supplies.
- Continuous increase in the number of basic health workers dealing with child nutritional issues.

# 3 GOOD HEALTH AND WELL-BEING



Indicator 3.1.1

Indicator 3.1.2

Indicator 3.2.1

Indicator 3.2.2

Indicator 3.4.2

Indicator 3.3.3

Indicator 3.7.1



## Ensure healthy lives and promote the well-being for all at all ages

### Overview

Namibia recognises that health is a fundamental human right and is committed to achieving health for all Namibians. The main health and well-being issues for Namibia are child and maternal mortality, HIV, malaria- and TB-related deaths, Non-Communicable Diseases (NCDs), and road accident deaths.

### Status and Trends

Namibia is on track with regard to improving the health status of its citizens. A continuous improvement is visible in HIV incidences, TB incidences, birth support, mortality rate from non-communicable diseases, and the International Health Regulation Capacity (IHRC). The maternal mortality ratio, neonatal mortality, harmful alcohol consumption, suicide rate, and vaccination coverage or international support for the health sector show a positive trend. The TB incidence has recorded a constant decline on average from 524 in 2018 to 486 in 2019. Hepatitis B incidence cases were 191 and 95 in 2019 and 2020, respectively. The malaria incidence has recorded a significant decrease from 31.86% in 2018 to 2.84% in 2019.

The maternal mortality is still estimated at 384 per 100,000 (2013 statistics), which is still higher than the NDP5 target of reducing maternal mortality to 311 per 100,000 in 2019. Despite the lack of recent data to measure progress, improvement due to activities, such as capacity building of health care workers on Antenatal Care (ANC) and Essential Obstetric Care (EOC), to reduce maternal mortality has been observed. Furthermore, the maternal, perinatal and neonatal death response guidelines and measures were finalised and are currently being implemented.

**Figure 3: Kangaroo Mother Care**



Source: The Namibian Newspaper

The under-five mortality rate seems fairly constant since its initial decline between 2006 and 2013 from 69 to 59.6 deaths per 1,000 live births, which is above the NDP5 target of 48. Similarly, with maternal mortality there is a lack of recent data to measure progress. Ever since the 2018 VNR reporting, there have been ongoing efforts towards reducing under-five mortalities, including capacity building of health workers using the revised essential Newborn Care, the provision of Kangaroo Mother Care (KMC), and the implementation of integrated management of new born and childhood ill nurses (IMNCI) programmes.

### HIV Incidence

The total HIV incidence per 1000 uninfected (all ages) has decreased slightly from 3.31 in 2018 to 2.81 in 2020. The female and male incidences were 3.96 and 2.66 in 2018, respectively. In 2020, both female and male incidences declined to 3.70 and 2.25, respectively.

The number of HIV total infections in the 15-49 age category in 2018 was 7,190, while in 2020 it reduced to 6353.

The virus is more prevalent in females than in males, with a prevalence rate of 13.4 and 8.77 in females and males, respectively. The target to reduce the new HIV infection rate to 3 was exceeded by a recording of 2.4. This recording can be attributed to awareness campaigns on condom usage, HIV testing, and treatment adherence conducted country wide. Although the target was 96%, Namibia trained 76% of nurses on the management of anti-retroviral therapy in the northern regions. Despite the high HIV/AIDs burden, with an adult prevalence of 11.7%, Namibia has exceeded the 90-90-90 targets of treatment, care and support of the viral load, and it is progressing in the fight against HIV/AIDs.

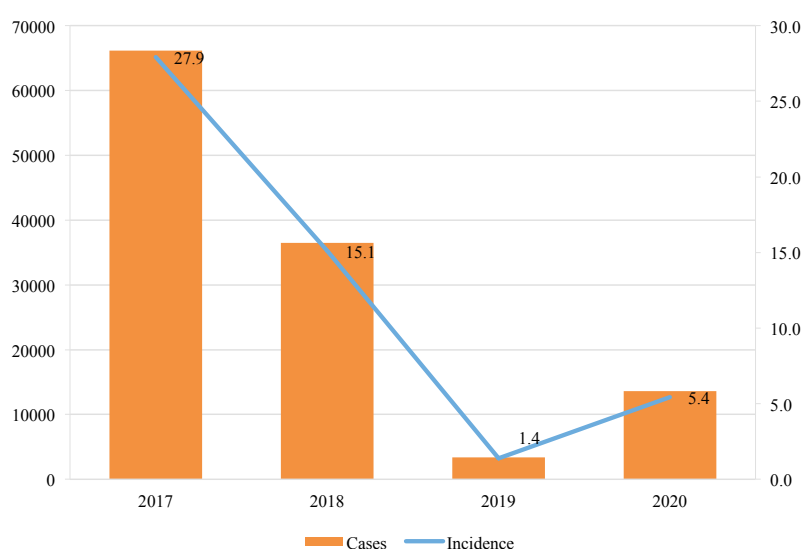
## Reproductive Health

Namibia has embraced the utilisation of modern family planning methods. Government medical facilities and concerned stakeholders are encouraging sexually active young adolescents to fight the stigma and to freely seek contraceptives and family planning guidance. This has helped reduce the number of school-age pregnancies. Furthermore, Namibia has introduced long-acting reversible contraceptive methods such as implants and patches.

## Malaria Incidence and Mortality

The overall number and incidence of malaria cases increased between 2019 and 2020. The number of cases and incidences more than doubled and were above the National Malaria Strategic Plan (NMSP) 2017-2022 targets of 6500 cases and 2.6 cases per 1000 population in 2020, as indicated in Figure 4.

Figure 4: Malaria incidence and mortality since 2017



Source: MoHSS

During the 2019/2020, Indoor Residual Spraying (IRS) coverage declined to below the WHO recommended levels as the spraying campaign started late due to delays in the procurement and distribution of insecticides, equipment, and other essential resources. The campaign was further compromised by the heavy rainfall received in many malaria regions, which made some areas inaccessible and household preparations for IRS difficult.

## Incidence of COVID-19

Due to COVID-19, the health sector has been the worst affected as health systems are over-stretched owing to ever increasing cases and deaths. Attention to non-communicable diseases has been severely disrupted and a shortage of medication for such diseases has been experienced since the pandemic began.

The disrupted supply chain of essential goods and services to ensure healthy well-being was also adversely affected. The country is, however, adjusting in order to cope.

## The Ratio of Health Professionals to the Population

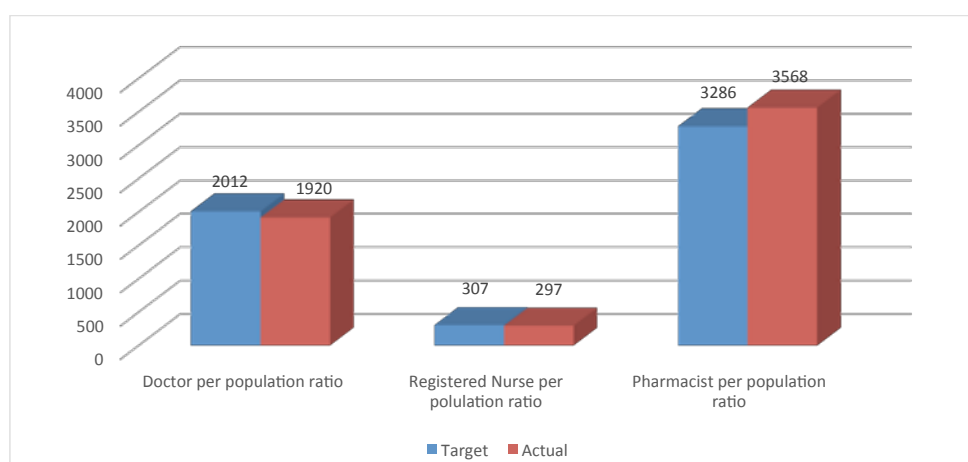
With regard to Namibia's set target of doctor to population ratio of 1:2012, it was exceeded by the 2019/2020 Financial Year as the 1:1920 doctor to population ratio was realised.



In the same vein, and within the same financial year, the registered nurse per population ratio was 1:297 against the target of 1:307.

However, the target for pharmacist per patient's ratio of 1:3286 was not met, as 1:3568 was recorded in the same financial year (see Figure 5).

**Figure 5: Health worker density and distribution by the 2019/2020 Financial Year**



Source: MoHSS

## Suicide Mortality Rate

The suicide mortality rate has shown a decrease from 2017 to 2019. However, the rate increased in 2020, with males recording a higher rate than females. The increase in suicide in 2020 was attributed to the socio-economic situation in the country.

## Strategies Going Forward

- The country is enhancing access to public healthcare and improving treatment facilities of communicable diseases.
- Namibia recently introduced 'sin taxes' that specifically target lifestyle consumption habits.
- The country continues to qualify professional medical doctors, nurses and pharmacists in the effort to ensure universal health coverage.
- The Government has rolled out a One-stop Centre policy on basic medical health, in all government clinics.
- Introduction of long-term contraceptives for young adolescents.
- Namibia enforced strict lockdown measures to curb the spread of COVID-19. Furthermore, it set up national communication centres that centrally coordinated efforts to curb COVID-19. Other strategies to curb COVID-19 include awareness, tracing, testing, treatment and vaccination.
- Sanitation measures to curb COVID-19 also contributed to curbing other sanitation-related illnesses such as Hepatitis-E.
- Finalise the National Strategic Plan on prevention and full implementation with stakeholders in all regions and districts.
- Implementation of the recommendations of the National Study on the Prevalence of Suicide in Namibia.

# 4 QUALITY EDUCATION



Indicator 1.3.1

Indicator 1.4.1



## Ensure inclusive and equitable quality education and promote lifelong learning opportunities for all

### Overview

Namibia recognises that inclusive and quality education and training, together with health, is part of human capital development and a critical enabler for achieving sustainable development in the country. The Government of Namibia, therefore, envisages the provision of equitable basic education to all the people as a key developmental goal. Basic education is seen as an essential part of social and economic development. It is regarded by the Government as a fundamental human right. It is also seen as an essential pre-condition for mid-level employment and secondary and post-secondary education and training. High budget allocation for the education sector reflects the Government's priority of providing free primary education.

### Status and Trends

Positive trends can be seen regarding enrolment in pre-primary education (country-wide and in all regions) and international support of scholarships for undergraduates, graduates and postgraduates. Despite a high portion of literate adults in the country, the efforts to include the remaining part of the society do not show progress. Enrolment in pre-primary education during 2020 stands at 47,692 in total, with female (23,966) enrolment exceeding that of males (23,726). There is significant improvement in the enrolment of learners at the pre-primary level. Some progress has been achieved in terms of access to pre-primary education, Continuous Professional Development (CPD), and procurement of the Learning Support Materials (LSM).

### Basic Education

Although Namibia aimed to achieve 49% of learners obtaining D or a better symbol in Mathematics, the actual by 2019 was 41%. This shortfall is attributed to insufficient quality learner support mechanisms and inadequate resources such as textbooks throughout the country. In addition, the target of achieving 30% of learners obtaining D or a better symbol in English from the baseline of 28% in 2015 was exceeded by 2019 at 62.1% (NSSCO).

Namibia aimed to train 75 Inspectors of Education and 200 School Principals on instructional leadership, Social Accountability and School Governance (SASG), and the National Safe School Framework (NSSF); however, the National External School Evaluations were not met as only 50 and 180 were trained, respectively.

In addition, Namibia surpassed the target of having two syllabi submitted and approved by Cambridge University as 10 NSSCO syllabi were approved. The NSSF was developed and launched in September 2018.

**Figure 6: School learners in Namibia**



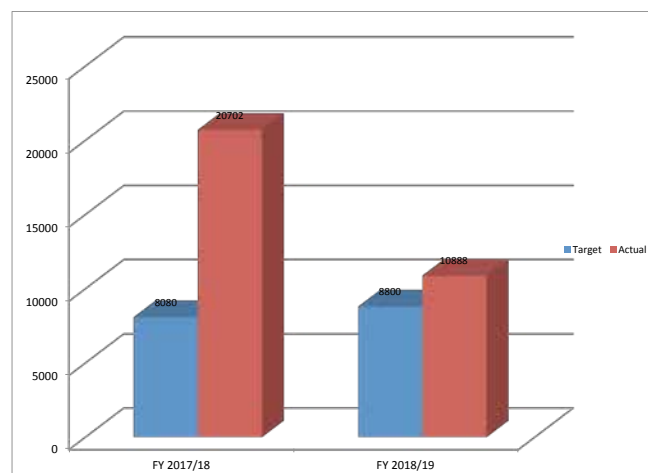
Source: UNICEF, Namibia

### Higher Education and Training

To widen access to university education through equity and inclusion, Namibia exceeded the target of funding 8,800 undergraduate students as 10,888 were funded. However, this figure declined significantly by 47% from the number of students funded in the 2017/18 Financial Year, as illustrated in Figure 7.

To strengthen research capacity at higher learning institutions, the target to fund 550 Post Graduate Students enrolled in Masters and Doctoral Degrees programmes at public Universities was exceeded as 1,181 post graduate students, both at public and private institutions, were funded.

**Figure 7: The number of undergraduate students funded in 2017 and 2018**



Source: Ministry of Higher Education, Training & Innovation

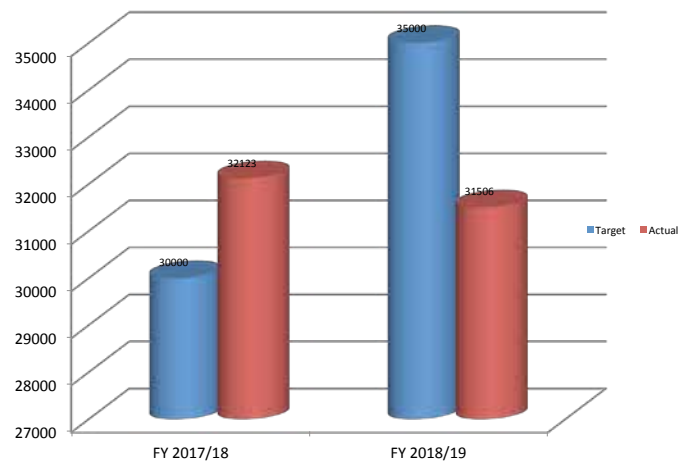
### Technical, Vocation Education and Training (TVET)

TVET is provided by the Ministry of Higher Education, Technology and Innovation (MHETI) through the Namibia Training Authority. There are currently 8 public Vocational Training Centres (VTCs) across all the regions of Namibia and 85 registered VTCs. To make TVET more accessible, Namibia targeted to enrol 36,000 trainees. 31,506 trainees were enrolled at both the public and private registered VTCs as well as the Community Skills Development Centres (COSDECs) compared with 32,123 trainees registered in 2017/18, as illustrated in Figure 8. This is attributed to the inadequate space, as in 2018 alone a total of 25,578 applicants were turned down. The public VTCs have a capacity to enrol 13 000 trainees.

In order to make TVET accessible, the VTCs are enrolling trainees twice a year, depending on the availability of space in the various trades. Through the Namibia Training Authority (NTA), new VTCs are in the process of being constructed in Khorixas, Nkurenkuru and Keetmanshoop, as well as expansion of the Gobabis, Okakarara, Zambezi and Valombola VTCs. The Government has also converted the Kai //Ganaxab Youth Skills Training Centre in the Hardap region into a fully-fledged VTC.

To raise TVET's brand identity and profile, Namibia targeted to implement 39% of the advocacy /branding strategy, which was surpassed at 65% by 2019.

**Figure 8: TVET trainee enrolment 2018 and 2019**



Source: Ministry of Higher Education, Training and Innovation

**Figure 9: Sample instruction in Namibia's VTCs**



Source: The Villager Newspaper

## Financial Constraints

Namibia targeted to construct 255 new classrooms country-wide, but managed to construct only 89 new classrooms at various schools in all the 14 regions. This slow performance is attributed to an insufficient budget allocation.

Due to financial constraints, the planned construction of the Khorixas Vocational Training Centre could not be completed as only 95% of the bulk services were achieved.

COVID-19 has forced schools and tertiary institutions to be closed and to shift to online learning approaches, which might impact on the quality of education, access and affordability due to the scarcity of resources. Persons living with physical and intellectual disabilities and who have special needs may well not be catered for by the online learning approach; ultimately, this will widen the inequality gaps in education. Namibia has started with a phased-in approach to return learners to school for face-to-face teaching (although still under strict observations of prescribed lock-down measures).

## Action Steps

- The Government is upgrading and expanding existing VTCs and modernising the national TVET curriculum.
- Implementation of the revised TVET policy.
- Formalise industrial/job attachments.
- Introduce Recognition of Prior Learning (RPL).
- Improve research in TVET to inform demand.
- Rebrand the image of TVET.
- Transform and expand TVET programmes.
- Facilitate entrepreneurship support for TVET.
- Improve research in TVET to inform demand-driven training approaches such as labour market observatories.
- Regulate the Frameworks to ease articulations between vocational and university education systems.

## Strategies Going Forward

- The Government is upgrading and expanding existing VTCs and modernising the national TVET curriculum.
- Improving and expanding educational infrastructure, including e-learning facilities.
- Establishment of the Free Grant policy to support the continuous implementation of existing universal primary and secondary education.

# 5 GENDER EQUALITY



Indicator 5.1.1

Indicator 5.2.1

Indicator 5.2.2

Indicator 5.4.1

Indicator 5.5.1

Indicator 5.5.2



## Achieve gender equality and empower all women and girls

### Overview

Namibia has made tremendous progress in ensuring gender equality, and the empowerment of women and girls as well as people with disabilities.

Some of these interventions include gender affirmative action, gender mainstreaming, gender empowerment, girl child education, and employment equity.

### Status and Trends

Legal frameworks are in place to promote, enforce and monitor gender equality and non-discrimination on the basis of sex.

Namibia has numerous legal frameworks in place to promote non-discrimination on the basis of sex. These include Article 10 of the Namibian Constitution, which provides for equality of all persons and prohibits discrimination of any persons on the basis of sex, race, colour, ethnic origin, religion, creed or social or economic status; and Article 23(3) of the Constitution, which states that *"in the enactment of legislation and the application of any policies and practices contemplated, it shall be permissible to have regard to the fact that women in Namibia have traditionally suffered special discrimination and that they need to be encouraged and enabled to play a full, equal and effective role in the political, social, economic, and cultural life of the nation."*

*The Namibian Government, in line with Article 10 of the Constitution, has implemented various legislations that also promote non-discrimination on the basis of sex. These legislations are as follows but not limited to:*

#### 1. The Labour Act, 2007 (Act 11 of 2007)

Prohibits discrimination in any aspect of employment on the basis of sex, marital status, family responsibilities, and provides for maternity leave and prohibits discrimination on the basis of pregnancy, as well as providing for protection against sexual harassment in the workplace.

#### 2. The Married Person Equality, 1996 (Act 1 of 1996)

Specifies equality of persons within civil marriage and does away with the legal definition of a "man as head of the house". The Act also provides women married in community of property equal access to bank loans and equal power to administer joint property and stipulates that immovable property should be registered in both spouses' names.

#### 3. The Communal Land, 2005 (Act 5 of 2005)

Gives widows the right to remain on land allocated to their deceased husbands in rural areas and rules that the right to remain on the land is not affected by re-marriage. The Act also provides for equal rights for women to acquire communal land and register their rights.

Women get preference in resettlement programmes under the Agricultural (Commercial) Land Reform Act (Act. 6 of 1995). Both the Communal Land Reform Act (Act. 5 of 2002) and the Agricultural (Commercial) Land Reform Act (Act. 6 of 1995) make provision for women's representation in land administration.

#### 4. The Maintenance Act, 2003 (Act 9 of 2003)

Provides that both parents have a legal duty to maintain their children who are unable to support themselves, regardless of whether the children were born inside or outside of a marriage and whether or not parents are subject to any other system of customary law which may not recognise one or both parents' liability to the child.

#### 5. The Combating of Rape Act, 2008 (Act No 8 of 2008) (currently under amendment)

The Act provides for the combating of rape; to prescribe minimum sentences for rape; to provide for the abolition of the rule that a boy under the age of fourteen years is presumed incapable of sexual intercourse; to provide for the modification of certain rules of evidence applicable to offences of a sexual or indecent nature; to impose special duties on prosecutors in criminal proceedings relating to sexual offences; to impose special duties on members of the police in respect of certain bail applications; to amend the Criminal Procedure Act, 1977, so as to insert a certain definition; to make provision for the rights



of a complainant of rape in bail proceedings; to further regulate the granting of bail to persons charged with rape; to further regulate the circumstances in which certain criminal proceedings shall not take place in open court; to extend the prohibition of the publication of certain information relating to certain offences; to further regulate the admissibility of evidence relating to similar offences by an accused; and to further regulate the admissibility of evidence relating to the character of a complainant of rape or an offence of an indecent nature; and to provide for matters incidental thereto.

#### **6. Affirmative Action (Employment) Act, 1998 (Act 29 of 1998)**

This Act, in line with Article 23 of the Constitution, allows for Affirmative Action, identifies affirmative action as a set of measures to ensure that all Namibians have equal employment opportunities and are equitably represented in the workforce, focusing on previously disadvantaged groups such as women and disabled persons.

#### **7. Combating of Domestic Violence Act, 2003 (Act 4 of 2003) (currently under amendments)**

Makes domestic violence committed by all persons, be it men or women, a specific crime and has a broad definition of domestic violence that includes physical abuse, sexual abuse, economic abuse, intimidation, harassment, and serious emotional, verbal or psychological abuse.

#### **8. Children's Status Act, 2006 (Act 6 of 2006)**

To provide for children born outside of marriage to be treated equally, regardless of whether they are born inside or outside of marriage; to provide for matters relating to custody, access, guardianship and inheritance in relation to children born outside of marriage; to provide for matters which are in the best interest of all children; and to provide for matters connected thereto. These legislations have far-reaching effects on gender relations. They create a legal basis for gender equality and provide formal recourse for justice.

### **International and Regional Legal Frameworks and Instruments**

Furthermore, in line with Article 144 of the Namibian Constitution, the Republic of Namibia is also a signatory to International and Regional Legal Frameworks that prohibit discrimination on the basis of sex, which includes the Convention on the Elimination of All Forms of Discrimination against Women (CEDAW) that was ratified in 1992. The Convention prohibits discrimination against Women, meaning any distinction, exclusion, or restriction made on the basis of sex which has the effect or purpose of impairing or nullifying the recognition, enjoyment, or exercise by women, irrespective of their marital status, on a basis of equality of men and women, of human rights and fundamental freedoms in the political, economic, social, cultural, civil or any other field. Other International and Regional Legal Frameworks include the Beijing Declaration and Platform for Action (BPFA), the Universal Declaration on Human Rights, the SADC Declaration on Gender and Development and its Addendum on the Prevention and Eradication of Violence against women and children, the SADC Protocol on Gender and Development, the International Covenant on Civil and Political Rights and the International Covenant on Economic, Social and Cultural Rights, the Protocol to the African Charter on Human and Peoples' Rights on the Rights of Women in Africa (2003), and The Sustainable Development Goals. All these instruments mentioned above provide for non-discrimination on the basis of sex and encourage Women's empowerment in societies. They all have a vision of durable peace, freedom and social justice, equitable development, and sustained economic prosperity for all persons.

### **Policies and National Frameworks**

The Government of the Republic of Namibia developed and implemented the National Gender Policy, 2010-2020; however, it is still under review to inform the development of the new National Gender Policy. The main goal of the policy is to achieve gender equality and the empowerment of both female and male persons in Namibia.

### **Eliminate All Forms of Violence Against All Women and Girls**

Namibia developed a Prioritised National Plan of Action on Gender-Based Violence (GBV) 2019-2023 accompanied by its robust monitoring and evaluation (M&E) framework, which focuses on addressing the complex nature of GBV by all stakeholders. This Plan seeks to put survivors first by making sure that the services they receive are empathetic and correct. The Plan also stimulates a culture of care and GBV-watch amongst families, communities and institutions and promotes early help-seeking to prevent or limit harm. It also seeks to take the long view on changing social norms by focusing on providing young people with the tools for developing healthy relationships and harnessing their energy to change the discourse amongst their peers. Finally, the Plan looks to address gaps in the law and in the understanding of GBV and to ensure that sufficient resources are available to implement the Plan.

The Government of the Republic of Namibia passed a comprehensive (stand-alone) Trafficking in Persons (TIP) Act, 2018 (Act 1 of 2018) and its Regulations. The Act was promulgated to address issues specifically related to trafficking in persons.

The purpose of the Act is to give effect to the United Nations Protocol to Prevent, Suppress and Punish Trafficking in Persons, especially women and children; to criminalise trafficking in persons and related offences; to protect and assist victims of trafficking in persons, especially women and children; to provide for the coordinated implementation and administration of this Act; and to provide for incidental matters.

The TIP Act provides a broad overview and covers a multitude of various exploitation such as sexual slavery, forced labour, prostitution, domestic slavery, and organ extraction.

### **Sexual Harassment; The Labour Act, 2007 (Act 11 of 2007)**

During the period under review, the provisions of sections 5 (7) (b), (8) and (9) of the Labour Act, 2007 (Act. No 11 of 2007) on sexual harassment remain enforced, which stipulates that; b) "sexual harassment" means any unwarranted conduct of a sexual nature towards an employee which constitutes a barrier to equality in employment where -

- i. the victim has made it known to the perpetrator that he or she finds the conduct offensive; or
- ii. the perpetrator should have reasonably realised that the conduct is regarded as unacceptable, taking into account the respective positions of the parties in the place of employment, the nature of their employment relationships and the nature of the place of employment.

### **Victims of physical or sexual harassment in the previous 12 months**

Namibia recorded a total of 1080 cases of physical and sexual harassment in 2020. These numbers were mostly attributed to the lockdowns caused by the impact of COVID-19.

### **Partnered women and girls aged 15 years and older subjected to physical, sexual or psychological violence**

As of 2013, Namibia recorded persistent Gender-Based Violence (GBV) in the country of about 33% of ever-married women age 15-49 years in the form of either physical abuse, sexual, and emotional violence from their partners/spouses. However, there is no latest data on GBV prevalence apart from the 2013 DHS.

**Table 1: Women and girls aged 15 years and older subjected to sexual violence**

Status of GBV	Total number of reported cases	Number of cases affecting women	Percentage of cases affecting women (%)
Cases of GBV reported in the past 12 months	4,607	2,962	64%
Proportion of reported GBV cases prosecuted in the past 12 months	344	211	61%
Rape cases in the past 12 months	1,103	1,103	100%

Source: MHAISS (Police) report 2020

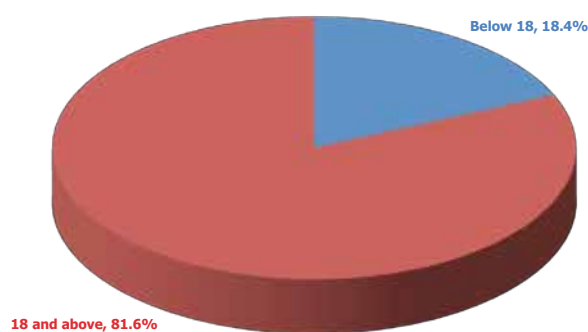
**Table 2: Women aged 20-24 years who were married or in a union before age 15 and before age 18**

Status of GBV	Total number of reported cases	Number of cases affecting women	Percentage of cases affecting women (%)
Rape cases in the past 12 months	1,103	1,103	100%

Source: MHAISS (Police) report 2020

The prevalence of child marriage for girls in Namibia remains at 18.4%.

**Figure 10: Prevalence of child marriage in Namibia**



Source: National formative study on child marriage

### Recognise and Value Unpaid Care and Domestic and Care Work

Namibia, through its Ministry of Labour, Industrial Relations and Employment Creation, has enacted Regulations and a Wage order for setting a minimum wage and supplemental minimum conditions of employment for domestic workers to its Labour Act 11 of 2007. These regulations and the order provide for a minimum wage and basic working conditions for domestic workers and it applies equally to both men and women.

The promotion of shared responsibility in a household is provided for in the Married Persons Equality Act 1 of 1996, which has abolished Martial power; therefore, men by law are no longer recognised as the only head of a household under Civil Marriages. It further stipulates that men and women are equal in marriage and both are caretakers of the household. This means that both couples in the marriage have a say in making decisions as well as in the sharing of household responsibilities.

### Proportion of seats held by women in (a) National Parliaments and (b) Local Governments

- (a) Seats held by women in National Parliaments
- (b) Seats held by women in Local Governments

**Table 3: Women representation in the Namibian Parliament**

Specific House of Parliament	Total no. of MPs	No. of female MPs	% Representation
National Assembly (House of Legislation)	104	46	44.2%
National Council (House of Review)	42	6	14.3%

Source: MGEPEWS, Report on SADC Protocol on Gender and Development 2021

**Table 4:** Women in management positions in the Public Sector

Category	Total number of positions	Number of positions held by women	Percentage of women (%)
Permanent Secretaries / Principal Secretaries / Director Generals / Executive Directors	29	10	34%
Deputy Permanent Secretaries / Deputy Principal Secretaries / Deputy Director Generals / Deputy Executive Directors	47	19	40%
Directors	162	60	37%

Source: MGEPEWS, Report on SADC Protocol on Gender and Development 2021

### Strategies Going Forward

- Continuing to strengthen gender-based budgeting in all OMAs.
- Enforcement of affirmative action and awareness raising within the Namibian Public Service and private sector staff recruitment and employment procedure.
- Continuing to implement the zebra structure in political party voting and appointment slots.
- Collaborations between the Government and all stakeholders to continuously address gender-based violence in society and sexual harassment at workplaces.

# 6 CLEAN WATER AND SANITATION



Indicator 6.1.1

Indicator 6.2.1



## Ensure availability and sustainable management of water and sanitation for all

### Overview

Namibia's arid climate, coupled with a high evaporation rate, makes it the driest country in sub-Saharan Africa. This has a great impact on water availability and reliability. Water scarcity continues to be a serious constraint in achieving economic, environmental and social development objectives. With highly variable and unpredictable rainy seasons, the priority is given to water for domestic purposes, including livestock, and the second priority is water for economic activities such as mining, industries and irrigation. Regarding sanitation in Namibia, water-borne sewerages are the main sanitation systems in urban areas, while dry sanitation systems are mainly used in rural areas. Low access to improved sanitation constitutes a serious public-health problem.

### Status and Trends

#### Access to Safely-managed Drinking Water Services

Access to safe potable water remains a critical commitment by the Government. Under NDP5 and by end of the 2021/22 Financial Year, Namibia targets to achieve 100% and 95% in urban and rural areas, respectively. While various projects such as the drilling and installation of 182 boreholes, the construction of 32 short pipelines, and the connection of 2,577 private off-takes were executed in the 2021/22 Financial Year. It is a challenge to quantify the achievements towards increased access to safe drinking water. The NIDS<sup>4</sup> benchmark of 2016 will be updated once such a revised survey on the accessibility of water supply sources is completed, quantifying the specific projects towards increased access.

#### Access to Safe Sanitation and Hand-washing Facilities with Soap

Against a target of 12,500 toilets per year, a total of 4,244 sanitation facilities were constructed in urban areas through housing development and the ongoing bucket toilet elimination initiatives. This figure, however, does not include a large number of sanitation facilities provided through the upgrading of informal settlement areas.

**Figure 11: Access to safe drinking water**



Source: The Namibian Newspaper

Moreover, 4,493 toilets were constructed in rural areas. The underperformance is largely attributed to budgetary constraints. The target of training 5,347 households on sanitation self-build approaches and effective hygiene practices was exceeded as 5,683 households were trained. In addition, two sanitation programmes were implemented in 2020 under the Community-Led Total Sanitation (CLTS) COVID-19 Emergency Response Programme, which was implemented in partnership with UNICEF. This programme completed a one-year pilot phase in July 2020 and scaled up from August to December.

<sup>4</sup> Namibia Intercensal Demographic Survey

**Figure 12:** Sanitation: toilets in informal settlements



**Figure 13:** COVID-19 tippy-tap hand wash




Source: Development Workshop, Namibia

### Strategies Going Forward

- Promote coordinated investment on sanitation infrastructure, including innovations arising from responses to COVID-19.
- Namibia, together with development partners, continues to ensure access to portable water for domestic and industrial use through investment in water desalinization plants, among other interventions.
- Awareness campaigns for the public to observe water conservation measures.

# 7 AFFORDABLE AND CLEAN ENERGY



Indicator 7.1.1

Indicator 7.2.1





## Ensure access to affordable, reliable sustainable and modern energy for all

### Overview

The installed renewable energy generating capacity in developing countries has declined in 2020 to 192.25 megawatts (MW) from 195.40 megawatts (MW) in 2019 (hydro 347 megawatts, solar PV 129.5 megawatts, and wind 5 megawatts). Full capacity of local generation was not achieved due to climatic and economic factors such as drought, as well as the fact that the largest power station is a hydro plant which runs on maximum capacity if the rainfall is good.

Affordable and clean energy continues to be a priority for Namibia. Although the country has limited inland rivers that could produce a large amount of hydroelectricity, the country has the greatest level of insolation on the African continent. Therefore, Namibia has great aspirations towards investing in solar energy technology. The nearness of the country to the Atlantic Ocean provides opportunities for tidal as well as off-shore wind energy development. Wind speeds are limited inland, which seems to curtail large-scale wind turbine installation inland. Invader encroachment bush on most farms in the country provides vast opportunities for bush-to-energy interventions.

### Status and Trends

#### Access to Electricity

The Government has committed to improving electrification, particularly solar energy where the national grid cannot reach both rural and urban areas. So far, solar-diesel hybrid stand-alone grids have proven to be a success story, and bush-to-energy programmes are facilitating many private farms in the country to produce world class quality biomass charcoal and briquettes. Household use of solar energy and generators, both in rural and urban areas, has improved. Households using or having access to electricity for lighting was reported at 48% nationally, with urban areas standing at 72% and rural areas standing at 21%, as of 2020. This is due to urbanization and people moving to cities.

#### Renewable Energy's Share in the Total Final Energy Consumption

The current figure is estimated at 95-98% of electricity from local supplies. In 2020, Namibia generated 1917MWh locally, where 1861MWh of this was from renewable energy. This energy is generated from solar and wind renewable energy sources. Namibia is improving on the use of hydro energy.

**Figure 14:** Electrification of informal settlements in Namibia



Source: The Namibian Newspaper

**Figure 15:** Installation and maintenance of high-power transmissions



Source: Electricity Control Board

**Figure 16:** Investment in solar street lighting by municipalities



Source: The Namibian Newspaper

**Figure 17:** Private sector investment in solar power plants



Source: Ohlthaver and List

### Strategies Going Forward

- Namibia continues to encourage and facilitate independent power producers in the green energy sector, especially solar, wind and biomass.
- Namibia, as a member of the Southern African Power Pool (SAPP), is working closely with its sister countries and development partners to build, expand and improve its existing renewable energy facilities.
- Interventions to promote adoption of renewable energies at a household level, which includes loan schemes through the Solar Revolving Fund and embracing energy conservation.

# 8 DECENT WORK AND ECONOMIC GROWTH



Indicator 8.1.1

Indicator 8.2.1

Indicator 8.3.1

Indicator 8.10.1



## Promote sustained, inclusive and sustainable economic growth, and full and productive employment and decent work for all

### Overview

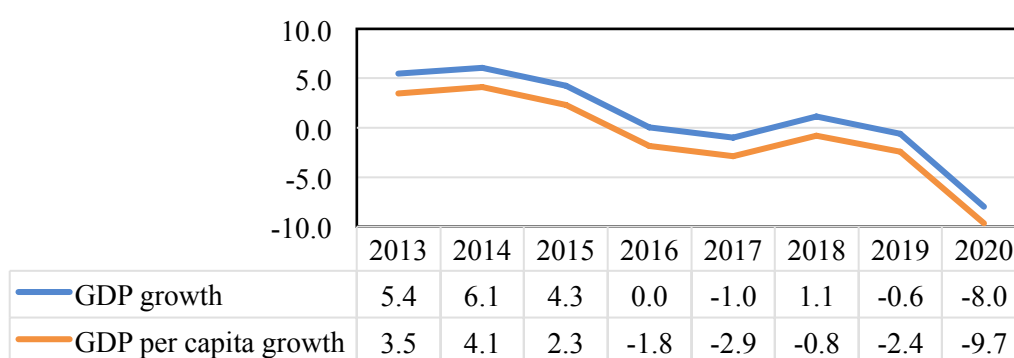
In 2020, the Namibian economy recorded its lowest contraction of 8.0% since independence, owing to weak growth in key historic economic growth drivers (i.e. extractive industries, construction, wholesale and retail trade, tourism sectors, and others).

### Status and Trends

#### Economic Growth

As a result of COVID-19 pandemic, the tourism sector was one of the most severely affected. This was due largely to the inevitable introduction of preventative measures to contain the spread of the virus. Over the last seven years (2013-2020), the country's average growth reduced to 0.9% and thus has not rendered the much-anticipated job opportunities; instead, industries shed a significant number of jobs due to prolonged drought coupled with the COVID 19 pandemic. The GDP per capita growth (%) has also been decelerating, meaning the income received per person has generally declined. The path of GDP per capita growth (%) mirrors that of GDP growth (%), as depicted in Figure 18.

**Figure 18:** Trends in economic growth and per capita income growth (%) in Namibia



Source: NSA National Accounts

## Employment Creation

Although Namibia continues to demonstrate its commitment towards job creation, as reflected in its macroeconomic policies, the creation of employment has increased. This is illustrated by the reduction of the unemployment rate from 34.0% in 2016 to 33.4% in 2018. In 2020, however, about 3.5% of businesses were estimated to have closed, which led to job losses for many as a result of the COVID-19 pandemic – the informal sector was the most affected. As the focal point in dealing with COVID-19 cases, the health sector has been the worst affected.

The informal employment sector has gradually expanded to become Namibia's greatest employer. The available data from the National Labour Survey of 2018 shows that the proportion of informal to total employment in the country stood at 55.8%.

## Achieve full and productive employment and decent work for all women and men, including for young people and persons with disabilities, and equal pay for work of equal value

The Government of the Republic of Namibia, the country's workers' and employers' organisations, and the International Labour Organisation (ILO) have signed a new Decent Work Country Programme (DWCP) for the period 2018-2023. This programme enhances the achievement of the country's long-term plan (Vision 2023) in this regard.

The Tripartite Labour Advisory Council recommended the ratification of the Maternity Protection Convention No. 183 of 2000 and the Workers with Family Responsibility Convention 156 of 1981. The Government is in the process of ensuring the ratification of both conventions. The two conventions will help women to fully participate in the labour market without being disadvantaged because of their reproductive role.

A wages Commission was appointed in earlier 2021 to investigate and make proposals on a National Minimum Wage and related supplementary conditions of employment pursuant to the Section 105 of the Labour Act, 2007 (No.11 of 2007). It is anticipated that a National Minimum Wage will be introduced by 2022. The National Minimum Wage is anchored in the Harambee Prosperity Plan II.

COVID-19 has impacted on the income of employees due to the introduced lockdown measures and some employees have lost their jobs. The Government introduced the National Employment and Salary Protection Scheme and Emergency Income Grant, which gave grants to employers, workers and citizens who lost their income or means of livelihood. This has provided relief to formal and informal businesses in some of the worst affected sectors such as Tourism and Hospitality, Fishing, Construction, SMEs, and the informal sector. Support for businesses includes reductions in interest rates, wage subsidies and negotiated debt repayment holidays, and credit support to businesses, workers and households.

In order to drive economic growth and to enhance productivity in Namibia, the Cabinet directed for the establishment of a Productivity Unit which will spearhead the development of the Policy and establish a Productivity Centre. A Policy was drafted in 2018 and submitted to Cabinet, which was subsequently approved in principle.

The productivity Unit is spearheading awareness campaigns on productivity and developing productivity intervention programmes for identified companies.

## Safety and Health at Work

The Ministry mandate to ensure safe and secure working environments resulted in the issuance of guidelines to serve as a tool to manage and implement the COVID-19 Occupational Safety and Health Measures. These measures assisted both employers and employees in identifying risk levels in the workplace and in determining appropriate control measures to minimise risks associated with COVID-19.

**Table 5:** Challenges and opportunities facing the labour market in Namibia

Challenges	Opportunities
1. Lack of coordination in employment initiatives	The impact COVID-19 on the labour market has ushered Namibia into the Fourth Industrial Revolution. This is an opportunity for Namibia to prepare for the Future of Work. Namibia will have to refocus and prioritise resources in order to make the labour market resilient for any economic crisis.
2. Inadequacy of Labour Laws to deal with economic crisis	
3. Absence of Unemployment Insurance Fund	

Source: Workers Union, Namibia

### Future Performance Strategies

The Ministry of Labour is advocating for a pro-employment budget in order to ensure that employment is mainstreamed in all sectors. The Ministry has already entered into discussion with relevant stakeholders. The Ministry, in collaboration with ILO and UNDP, will develop a pro-employment budgeting tool for Namibia. A road map towards the development of the budgeting tool was approved in March 2021. The Ministry, in consultation with the Social Security Commission, started to work on the National Pension Fund and Unemployment Insurance Fund.

**Figure 19:** Access to commercial banks and ATMs per 100 000 populations



Source: SDG Global Database

### Strategies Going Forward

- Commercial banks in Namibia are continuously improving internet and cell phone banking facilities in the country to increase public usage of safe and secure e-banking services.
- Namibia is planning to establish a National Consolidated Fund, a Project Preparation Fund and other initiatives, with the purpose of unlocking projects of commercial value and increasing employment levels in the country.
- Namibia is implementing a post-COVID-19 tourism revival strategy.
- The country, through the HPP II, is aiming at enhancing economic diversification through beneficiation, the natural resources value chain, alongside the range of complementary policies including human capital development and economic governance.

# 9 INDUSTRY, INNOVATION AND INFRASTRUCTURE



Indicator 9.2.1

Indicator 9.c.1



## Build resilient infrastructure, promote inclusive and sustainable industrialization and foster innovation

### Overview

Namibia is suited for industrial growth. Despite its challenges of insufficient electricity and water and skills shortage, it is politically stable, well-endowed with natural resources, and strategically located in the region to attract investment. In 2012, the Government adopted an Industrial Policy for Namibia, with Growth at Home being an execution strategy. The establishment of the Namibia Industrial Development Agency (NIDA) in 2019 shows the continued efforts of the country towards the aspirations of industrializing.

### Status and Trends

#### Manufacturing Sector

The country majorly exports its products in their primary form and aspires to develop its industrial sector to enable value addition for high-end products. Namibia remains committed towards its "Growth at Home Strategy", which aims to upscale the country's economic growth through manufacturing and value addition of raw materials sourced within Namibia.

Namibia, through the Growth at Home Strategy, targeted to increase the contribution of manufacturing to the GDP by increasing growth in priority sectors, expanding industrial output, diversifying products, enhancing value addition, and developing new and strengthening existing value chains. Building on progress on the Growth at Home Strategy, sectors such as fish processing, mineral beneficiation, steel manufacturing\* and metal fabrication, pharmaceutical and cosmetics, arts and crafts, chemicals, automotive transportation equipment, construction materials, furniture, and textiles and garments were prioritised for intervention. The following table shows some of the notable progress as of 2019.

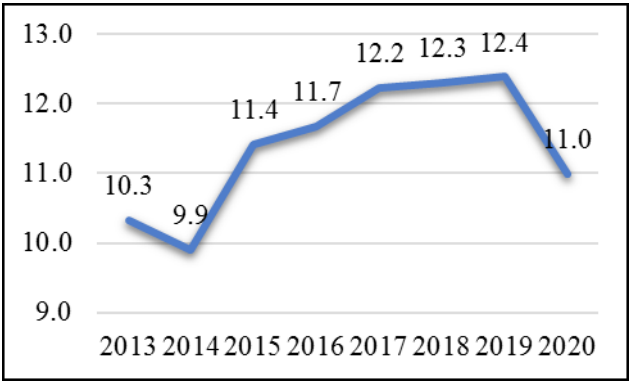
[\* Although Namibia does not have a steel manufacturing capacity as yet, this is however a sector which is being considered for the future.]

Sectors	Impacts (2019)
Charcoal	<ul style="list-style-type: none"><li>About 562 new jobs direct/indirect created</li><li>production increased by 27 000t in 2019</li><li>Additional 550 labourers in the charcoal industry benefited from FSC social standards</li></ul>
Cosmetics	<ul style="list-style-type: none"><li>2055 new direct and indirect jobs created:</li><li>Exports increased by 38% from N\$62 Mil in 2018, to N\$100 Mil in 2019</li></ul>
Game meat	<ul style="list-style-type: none"><li>Formal acceptance of new Standard Operating Procedures and of the residue testing plan by the EU</li><li>EU export listing for the first abattoir (Mariental) and handling facility (Walvis Bay)</li><li>19 new direct/indirect jobs created</li></ul>
Coloured Gemstone	<ul style="list-style-type: none"><li>Income increase for the small miners</li><li>Additional 14 direct jobs created in 2019</li></ul>
Metal fabrications	<ul style="list-style-type: none"><li>Improved production processes through international expert on metal fabrication</li><li>Development and preparation for a directive towards a import-quota system for metal fabrications.</li><li>Estimated 120 expanded their business/employment in 2019.</li></ul>
Swakara wool	<ul style="list-style-type: none"><li>Research on alternative utilization for Swakara wool</li></ul>



From 2013 to 2020, the manufacturing sector's contribution to the GDP has generally been on an increasing trend, albeit marginally, and averaged 11.4%. Figure 20 illustrates the contribution of the manufacturing sector to the GDP. Namibia's infrastructure remains a catalyst for economic growth and social progression, and it contributes significantly to global competitiveness.

**Figure 20:** Manufacturing sector contribution to the GDP - Country level



Source: Namibia Statistics Agency 2021

Road Infrastructure

Namibia has been identified as one of the African countries with good road infrastructure, scoring 5.3 out of 7 in the category of quality of roads infrastructure, according to the World Economic Forum's Global Competitiveness Report of 2019. The total road network of Namibia is 48899.8 kilometres (km). The Bitmen standard was 7893 kilometres during the period 2015 to 2017, and it improved to 8259 km by the end of 2020 (Namibia at 30).

Namibia constructed phase one of the Windhoek-Okahandja road construction between 2012 and 2015. The construction of 27.6 km of phase two of this road was commenced in 2016 and completed in January 2020. 21 km of this road will be completed by July 2021. This road has reduced the congestion between Windhoek and Okahandja due to the dual carriage-way and the number of fatal road accidents, especially head-on collisions. Drivers can drive at the speed limit of 120 km/h without obstructing other road users.

**Figure 21:** Newly constructed road north of Windhoek



Source: Ministry of Works and Transport

Namibia remains successfully committed to providing safe, efficient, and effective transport infrastructure and services for social economic development in the country.

**Figure 22:** New container terminal



**Figure 23:** Namibia railway



**Figure 24:** Walvis Bay Airport, Erongo Region



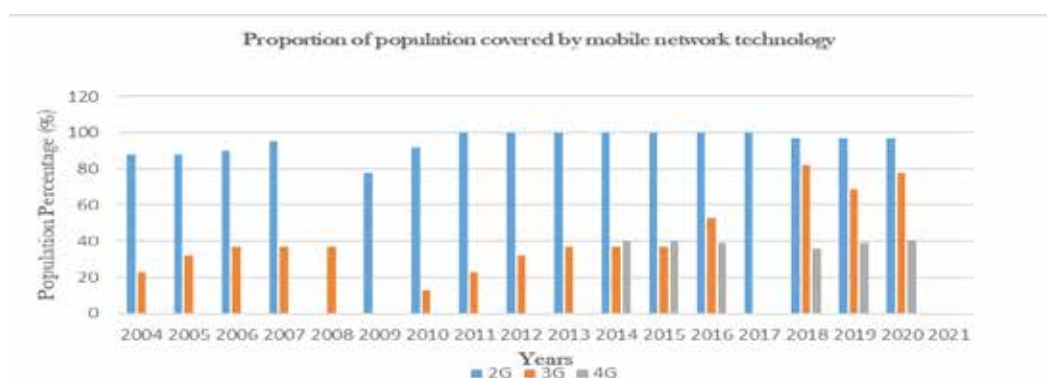
## Logistics Hub

Namibia is strategically located and is working towards realising its aspiration of serving as the main logistics hub within the southern African region. This commitment was demonstrated by the development of the Logistics Master Plan (2015), which saw the expansion of the Walvis Bay deep sea port, aimed at making Namibia an international logistics hub through the utilisation of potential benefits such as the country's geographic location. In contributing towards regional integration, Namibia has also developed a couple of dry ports storage facilities around the country to serve sister countries in the region, including the 3 dry ports, with the total seaports combined capacity of 760,000 TEUs in 2019.

The Railway network in Namibia stretched from 2,372 km to 2,687 km by 2019. The country plans to complete the construction of an additional 600 km railway network by 2023 as well as the upgrading of the existing railway network by 2025.

## Access to the Mobile Network

**Figure 25:** Population coverage by mobile telephone network



Source: NSA

**Table 6:** Population coverage by region of mobile network

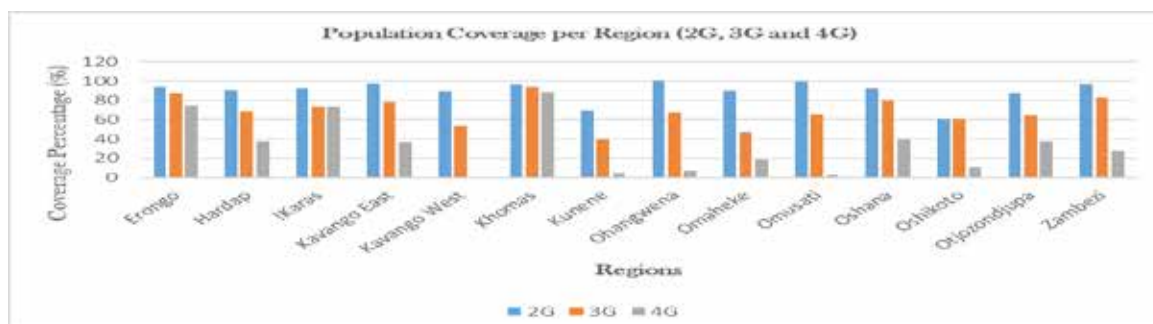
NDP5 Indicator	Targets (National)	Actual (as at 2020)
% population covered by broadband infrastructure	80%	87.4%
% schools covered by broadband infrastructure	80%	83.8%
% health facilities covered by broadband infrastructure	70%	86.9%

Source: MICT

### Percentage (%) of Population Covered by Broadband Infrastructure

The percentage of the population covered by broadband infrastructure in Namibia stood at 89.4% as of October 2020 to March 2021. During the period under review, the focus area targeted to improve this to 80%. However, progress recorded during the reporting period shows strong improvement in the population covered by the broadband infrastructure, with 89.4% exceeding the target. This huge progress is attributed to MTC's 081Every1 PHASE2, which is a continuous rollout of new coverage areas and network capacity expansions.

**Figure 26:** Population coverage by mobile telephone network per region (2G, 3G and 4G)



Source: MICT 2021

### Percentage (%) of Schools Covered by Broadband Infrastructure

The focus area targeted to improve the number of schools covered by broadband infrastructure from the baseline value of 80% in 2020/21. The progress recorded during the reporting period shows robust improvement in the schools covered by the broadband infrastructure, with 87.8% exceeding the target. This huge progress is attributed to MTC's 081Every1 PHASE 2 continuous rollout of new coverage areas, network capacity expansions, and investment.


### Percentage (%) of Health Facilities Covered by Broadband Infrastructure

The focus area targeted to improve the number of health facilities covered by broadband infrastructure from the baseline value of 70% in 2020/21. Progress recorded during the reporting period shows improvement in the health facilities covered by the broadband infrastructure, with 88.9% exceeding the target.

### Strategies Going Forward

- In an effort to address the challenges of rural communities, achieve rural industrialisation, and foster innovation, Namibia has, among others, initiated the establishment of Rural Development Centres (RDC) to research and develop appropriate technology and services as per the needs of the community.
- The country continues to increase and upgrade its network to bitumen standard.
- Continue to improve Namibia's competitiveness by addressing the ease of doing business.

# 10 REDUCED INEQUALITIES



Indicator 10.3.1

Indicator 10.4.1

Indicator 10.5.1

Indicator 10.7.2

Indicator 10.7.4

Indicator 10.b.1

Indicator 10.b.c



## Reduce inequality within and among countries

### Overview

Inequality remains one of Namibia's persistent socioeconomic challenges. The country continuously endeavours to address all forms of inequality within its population strata.

### Status and Trends

#### Proportion of People Who Felt Discriminated Against or Harassed

The number of people who reported having personally felt discriminated against or harassed in the previous 12 months, based on the grounds of discrimination prohibited under International Human Rights Law, was at the baseline of 23% in 2020. The number of people reporting cases is very low as people are not reporting cases as per the Racial and Discrimination Prohibition Act of 1995/1996.

#### Labour Share of GDP (Market)

The total remuneration and allowances paid to workers as a percentage of the GDP increased from 42.3% in 2015 to 45.1% in 2019. This means that employees received a large share of the GDP as compensation in 2019.

#### Financial Soundness Indicators

The country has experienced mixed results in this sector. The Capital Adequacy Ratio (long-term insurance industries), Asset Quality Ratio, and the Liquidity Ratio/Liquid Assets improved, whereas the Profitability Ratio/Return on Equity declined.

The COVID-19 pandemic has impacted the operational capacity of banks, demonstrating the importance of investing in appropriate technology and talent.

#### Countries with a Migration Policy

Namibia has a Migration Policy in place, which was endorsed by Cabinet in October 2020. The policy is ready and due to be launched in 2021.

#### Proportion of the Population who are Refugees by Country of Origin

The status of refugees seeking asylum in Namibia has increased. As of 2020, Namibia had a total number of 7375, whereas in 2021, the country accommodated 7500 refugees. As a regional player on the African continent, Namibia aims towards working with sister countries to curb challenges that lead to refugee crises on the continent.

#### Total resource flows for development, by recipient and donor countries and type of flow (e.g. Official Development Assistance)

All the assistance from Namibia's development partners is geared towards augmenting national efforts to address priorities as per the National Development Plans.

#### Remittance Costs as a Proportion of the Amount Remitted

Compared with many other African countries, Namibia's small population and the limited diaspora has attributed to its remittance to be comparatively low in volume compared with other international private flows such as the FDI. In 2018, remittance costs amounted to an average 26.9% of the total amount remitted and made a contribution of 0.37 of the total GDP.

## Contribution of Volunteerism Towards Addressing Inequality

Namibia has continued to deploy volunteers to support the implementation of SDG3, SDG4 and SDG 10, including at the community level. The work of volunteer groups and volunteers at the national and sub-national levels has contributed towards generating solutions and accelerating action to address systemic gaps in SDG implementation. It also presents a transformative strategy for the Decade of Action and sustains the principles for inclusion, equality, and the Leave No One Behind (LNOB) agenda.

Following the outbreak of the COVID-19 pandemic, volunteers were involved in sensitization efforts as part of the National Response Mechanism and preventive measures of the COVID-19 pandemic. Volunteers played a pivotal role in critical areas of service delivery, disseminating information and awareness, and developing localised solutions. Inevitably, these efforts were critical for the overall sustainable and resilient recovery from the COVID-19 pandemic.

In Namibia, volunteering resonates with cognate concepts such as citizen engagement, community participation, advocacy, and mutual aid and charity. The country has demonstrated commitment to developing systems, mechanisms, and partnerships with CSOs, development partners, and the UN to support and sustain volunteering as an effective partnership to accelerate and achieve the SDGs and other development objectives.

## Strategies Going Forward

- The country is intensifying programmes to address social inequalities, especially targeting vulnerable sectors.

# 11 SUSTAINABLE CITIES AND COMMUNITIES



Indicator 11.1.1

Indicator 11.7.2



## Make cities and human settlements inclusive, safe, resilient and sustainable

### Overview

Namibia continues to experience high urbanization, which is accompanied by conurbation, presenting challenges for sustainable urban development, including, among others, service delivery.

### Status and Trends

#### Urban Population Living in Slums, Informal Settlements or Inadequate Housing

The sprawl of informal settlements in most of the country's municipal areas has, among others, brought about challenges related to service delivery, sanitation, petty crimes, and fire accidents.

The Head of State has declared the hygiene and welfare situation in informal settlements as worrisome and therefore a national humanitarian crisis that requires urgent action.

In this regard, the country is making dedicated efforts in encouraging orderly land acquisitions as well as servicing land and facilitating the construction of liveable housing so as to minimise conurbation.

Nonetheless, the processes of land and housing delivery are very capital-intensive and costly and involve a multitude of role players in and outside the Government, including the private sector. The land delivery process in urban areas involves, among others, Local Authorities acquiring communal land and compensating the affected communities; the surveying and planning of the land into townships and its subdivision into plots; the designing and installation of bulk services; and the ultimate registration and disposal of the land to the community. Each of these processes consists of many role players, whose input services are provided at a cost, which in the end translate into the final cost to the end user.

Despite various challenges, including resource constraint and high input costs, the Government remains steadfast in its resolve to scale up and mobilise national resources and efforts towards addressing the backlog of serviced urban land, housing and availability of basic infrastructure to the people of Namibia, especially the ultra-low and low-income groups.

One of the critical elements and requirements in the land and housing delivery process is the process of planning the use and development of land in urban areas and regionally (spatial planning, township establishment, and the division of land in the country). In this regard, the Government has enacted the Urban and Regional Planning Act, 2018, which resulted in the repeal of the outdated Town Planning Ordinance of 1954 and Townships and Division of Land Ordinance of 1963. The new Act provides for a single and uniform spatial planning framework, integrated spatial (urban and regional) planning, and development in the country. It has introduced more efficiency in land use planning and the approval process through the following reform measures:

Combining the functions that were performed by two advisory bodies of the Namibia Planning Advisory Board and Townships Board into a single body, the Urban and Regional Planning Board, and Decentralisation or transfer of some of the approval procedures to the regional and local government levels, thereby fast-tracking land and housing delivery. The Regulations for the Act were gazetted on 3 September 2020 and the new Board, as indicated above, was established during November 2020.

Through a combination of efforts by the Government, community-based organisations such as the Shack Dwellers Federation of Namibia, as well as through Public Private Partnerships (PPPs), Namibia was able to build 4,055 houses during the 2018/2019 (1,427), 2019/2020 (1,449) and 2020/2021 (1,179) Financial Years. The figure herein is way below the 5,000 annual targets as per the NDP5, but it should be noted that this figure does not include a large part of residential properties that have been financed and built by private developers and which are often not reported to the Government.

Similarly, 9,746 housing opportunities were created through the land servicing capital project budgetary funding from Government (totalling 3,690 erven/plots in 2018/2019, 3,210 erven in 2019/2020, and 2,846 erven in 2020/2021). The target as per the NDP5 is to deliver 6,500 plots per annum.



## Policy Intervention

In order to arrest the escalating housing situation, the Government has been leading national efforts aimed at accelerating the delivery of land and housing in the country, with special focus on the needs of the lower- and middle-income groups. Some of the targeted interventions that the Government has taken, and continues to embark on, in this regard are as follows:

In order to accelerate the delivery of land and housing, the Government has also undertaken policy and legal reforms. One of these is the enactment of the Urban and Regional Planning Act, 2018, which resulted in the repeal of the outdated Town Planning Ordinance of 1954 and Townships and Division of Land Ordinance of 1963. This Act replaced the Townships Board and the Namibia Planning Advisory Board with one single Board: the Namibia Urban and Regional Planning Board.

By 2018, Namibia had made progress in passing the Regulations for the operation of the Flexible Land Tenure Act, 2012 to specifically address the challenges of tenure insecurity in informal settlements. This tool is particularly designed to facilitate land ownership, and consequently proper housing for informal settlement dwellers, by enabling them to secure tenure security in a simplified way and taking into account their income levels and housing affordability (without the involvement of conveyancers). The Flexible Land Tenure System (FLTS) is currently being piloted in Gobabis, Oshakati and Windhoek, with the ultimate aim of rolling out to other towns. To date, 314 and 1,080 land hold titles were handed over to the inhabitants of the informal settlement areas of Oshakati and Gobabis, respectively, under the FLTS.

In addition, a Bilateral Agreement has been concluded between the Governments of Namibia and Germany, during September 2019, for the implementation of a new Inclusive and Sustainable Urban Development (ISUD) Project focusing on the upgrading of informal settlements. The project is being implemented in partnership with GIZ and 5 partner Local Authorities (technical support): Windhoek Municipality, Rehoboth Town Council, Rundu Town Council, Helao Nafidi Town Council, and Opuwo Town Council. The ultimate aim of the project is to improve the conditions in informal settlements in these areas, resulting in sustainably functioning neighbourhoods with households that have secure tenure, the right to erect permanent housing, and improved access to basic services. The project is expected to run from 2021 to 2023.


Grant budgetary allocations to Local Authorities, Regional Councils, the National Housing Enterprise, and to community-based housing initiatives and groups such as the Shack Dwellers Federation of Namibia are to scale up land and urban infrastructure development and housing.

The Regulations for the Act were gazetted on 3 September 2020 and the new Board, as indicated herein, was established during November 2020. It is a recognised fact that even with the resolve that it has, the Government does not have and will not be in a position to provide all the resources that are needed to address the general backlog in land and housing delivery, and to achieve the specific targets as set out in the various National Plans. As such, there is a greater role for the Private Sector and viable Public-Private Partnerships as well as the International Development Community.

## Strategies Going Forward

- Continued financial support towards viable community-led low-income housing development group initiatives such as the Shack Dwellers Federation of Namibia.
- Continued State investment in land and housing delivery through:
  - Mobilising support to the National Housing Enterprise (NHE), financially and guarantees, to boost its general capacity and to undertake targeted affordable housing development projects;
  - Strengthened viable local-based decentralised housing development support schemes such as the Build Together Programme (BTP); and
  - Pursuing viable public private partnerships (PPPs) in land and housing delivery.
- Capacity building within the Ministry as well as sub-national governments.
- Strengthen mechanisms for collecting data on human settlements, by finalising development of the Housing Information System in partnership with the Namibia Statistics Agency (NSA).
- The country is creating an enabling environment by reviewing the Housing Policy and developing an Urban Land Policy.

# 12 RESPONSIBLE CONSUMPTION AND PRODUCTION



Indicator 12.3.1



## Ensure sustainable consumption and production patterns

### Overview

In principle, Namibia's commitment towards sustainable consumption and production is in line with its efforts towards ensuring environmental safeguards while promoting sustainable development. The country has ratified several laws and conventions geared towards sustainable development.

### Status and Trends

#### Conservation Efforts

Namibia has implemented energy conservation measures, including the campaign to distribute energy saving lamps and water conservation measures. Namibia is a party to a number of bilateral, multilateral, regional, and international agreements that promote sustainable consumption and production. The country ensures sustainable consumption of its fishery resources, beef resources, and wildlife. Through invader bush management, the country is sustainably producing charcoal and briquettes for the international market. The sustainable usage of resources in Namibia's conservancies has become a globally acclaimed success story.

Furthermore, Namibia joined the rest of the world to impose tax on plastic bags.

#### Food Loss Index and Food Waste Index

According to the Namibia Zero Hunger Strategic Review Report (2016/2017), it is estimated that about 24% of all food calories grown per year are lost or wasted along the food value chain of smallholder producers. For commercial smallholder farmers, losses are estimated at 14%, while for communal farmers the losses are more than 40% for perishable products and 20% for grain such as maize, sorghum and wheat.

#### Impact of COVID-19 on Namibia's Efforts Towards Sustainable Consumption and Production

For a country that relies heavily on food imports, COVID-19 has further show-cased the significance of efforts towards sustainable consumption and production.

**Table 7:** Updated cereal supply/demand situation, including losses in Namibia for the 2020/2021 marketing season

Namibia: Cereal Supply/Demand Forecast for 2020/2021 Marketing Year (May/April)				
('000 metric tons)				
	Wheat	Maize	Millet/Sorghum	Total
Domestic Availability	24.6	90.4	100.7	215.7
Opening stocks (as at May 2020*)	12.4	26.4	2.1	40.9
Forecasted Production**	12.3	64.0	98.6	174.9
Total Utilization***	88.5	189.7	78.4	356.6
Food use	78.5	179.7	63.4	321.6
Losses and other uses	0.6	6.4	14.8	21.8
Closing stocks (as at April 2020*)	10.0	10.0	15.0	35.0
Shortfall to be covered by import	-63.9	-99.3	22.3	-140.9
Commercial imports received	70.1	48.5	0.2	118.8
Commercial imports expected	0.0	0.0	0.0	0.0
After trade Deficit/Surplus	6.2	50.8	22.5	-22.0

Sources: FAO-Namibia

### Strategies Going Forward

- Namibia to document food losses and waste to develop policies based on evidence and to integrate them into existing policies such as the emerging Nutrition Security Policy.
- Purchase of millet at decentralised points through Agro-Marketing and the Trade Agency (AMTA) to minimise food losses.

# 13 CLIMATE ACTION



Indicator 13.1.1

Indicator 13.1.2

Indicator 13.1.3

Indicator 13.2.1

Indicator 13.3.1

Indicator 13.a.1



## Take urgent action to combat climate change and its impacts

### Overview

Namibia is one of the countries that are most vulnerable to the impacts of climate change. It is prone to floods, droughts, veld fires, and extreme climate-related disease outbreaks. These have had adverse effects on communities, the economy, infrastructure, the environment, and the country's development priorities. The country was affected by severe drought from 2013 to 2020, with 2019 experiencing the worst drought in the last 90 years.

With the onset of recent rains, some parts of the country were flooded. In this regard, Namibia targeted to increase its climate change mitigation efforts that would allow it to increase its World Environmental Performance Index (EPI) from 43.7 in 2014 to 56.7 in 2020. However, the country scored an EPI of 40.2<sup>5</sup>, calling for more robust and innovative ways on tackling the impacts of climate change in the country.

From October 2020 into 2021, Namibia faced an onslaught of migratory locusts on farmlands.

**Figure 27:** Delivering emergency supplies to Kavango West flood victims



Source: Office of the Prime Minister, March 2021

### Status and Trends

Number of deaths, missing persons and directly affected persons attributed to disasters per 100 000 populations

Table 8 shows the recent incidences that have occurred in the country for the past 7 years, with the affected number of people and interventions that were deployed to remedy the situation and prevent loss of lives.

<sup>5</sup> According to the World EPI Report of 2020

**Table 8:** Breakdown of number of agricultural households that experienced severe natural disasters from 2015-2021

Year	Affected People	Interventions
2015	556 447 Drought	Food provision; Livestock marketing incentives; Water provision; Certified seed provision; and Health and nutrition
2016	594 156 (593 004 Drought and 1 152 Domestic Fires)	Drought interventions continued; and Domestic fire victims were provided with temporary shelter and food assistance
2017	2626 (1 684 Floods and 942 Domestic Fires)	Temporary shelter and food assistance
2018	4227 Hepatitis E	Water, Sanitation and Hygiene and training on hygiene practices offered
2019	915 081 (7 063 Hepatitis E and 908 018 Drought)	Food provision; Livestock marketing incentives; Water provision; Certified seed provision; and Health and nutrition
2020	908018 COVID 19	COVID-19 start-up grants to SMEs, food provision, water, hygiene and sanitation facilities upgrading, distribution masks, and sanitizers Shelter for the homeless
2021	248960 (24 7826 Drought affected in Kunene, Omusati and Erongo and 1 134 Flood affected in Kavango West)	Food provision; Livestock marketing incentives; Water provision; Fodder for livestock in Kunene

Source: Office of the Prime Minister

### Number of countries that adopt and implement national disaster risk reduction strategies in line with the Sendai Framework for Disaster Risk Reduction

Namibia has adopted a national Disaster Risk Framework in the form of the Disaster Risk Management Act, Act No. 10 of 2012 with its associated Regulations.

Namibia's Disaster Risk Management System (NDRMS) brings together the efforts of government, development partners, private and civil society organisations, and agencies to deliver coordinated disaster risk management across all hazards.

In addition, Namibia, in line with the Sendai Framework for Disaster Risk Reductions 2015-2030 in addressing climate change as one of the drivers for disaster risk, developed a national strategy for mainstreaming Disaster Risk Reduction (DRR) and Climate Change Adaptation (CCA) into development planning 2017-2021.

The net result of the above-mentioned crises was that limited resources intended for development have to be diverted to disaster response, which delays planned developmental programmes. To put it into context, a total of N\$ 160.3 million has been budgeted by March 2021 to mitigate the impacts of the drought situations being experienced in the three regions mentioned above.

### Proportion of local governments that adopt and implement Local Disaster Risk Reduction Strategies in line with National Disaster Risk Reduction Strategies

Namibia's 40% target of OMAs integrating disaster risk reduction into their legal frameworks was exceeded to 54% during the NDP5 implementation period (2016/17-2021/22). These entities had this cascaded into their policies, strategic plans, operational level work plans, and annual budgets. Table 8 depicts some of the interventions that Namibia undertook to mitigate the impact of disasters. While the targets on all other interventions were met, the development of risk profiles remains a concern as only 2 OMAs managed to develop such profiles out of a target of 15.

### Number of countries with nationally determined contributions, long-term strategies, national adaptation plans, and strategies as reported in adaptation

The National Policy on Climate Change was formulated in 2011, and followed up by its implementation plan, the National Climate Change Strategy and Action Plan (NCCSAP 2013), to spell out the national climate change measures.

**Figure 28:** Livestock death in Kunene, northern Namibia, due to the 2013-2020 drought



Source: African Centre for Disaster Management, 2019

Paris Agreement in 2016. To date, Namibia has prepared and submitted its Third National Communication (TNC) in 2015 and the Fourth National Communication (NC4) in 2020, while BURs, four reports, were submitted so far. The Third Biennial Updates Report (BUR 3) was reported in 2018 and the Fourth Biennial (BUR 4) in 2021.

### Number of countries that have integrated mitigation, adaptation, impact reduction and early warning into primary, secondary and tertiary curricula

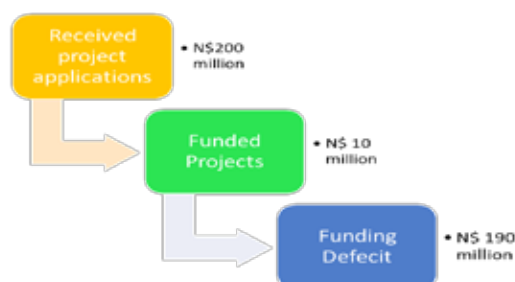
The introduction of the National Environmental Education (EE) and Education for Sustainable Development (ESD) Policy of 2019 adds more weight to Namibia's efforts towards preparing schools with regard to the climate change phenomenon.

### Amounts provided and mobilised in United States dollars per year in relation to the continued existing collective mobilisation goal of the \$100 billion

In order to fast-track the recommendations of the United Nations Framework Convention on Climate Change, Namibia deemed it fit to set up a Fund that would oversee the mobilisation and utilisation of funds geared towards addressing meaningful climate change mitigation actions, through the Environmental Fund of Namibia that was set up by act of Parliament in 2011 and became operational in 2011. Since its inception, the Fund mobilised close to US\$84, 9 million by the end of 2020, an increase of US\$0,7 million from the US\$84,2 million recorded in 2019. Additional efforts have been made to double the efforts in its mobilisation of funds, as the project demands outstretch the available resources as depicted in Figure 29. Some of the robust and aggressive efforts include the introduction of the Environmental Levy, the Environmental levy on Plastic Bag carriers, and other envisaged levies in the energy, transport and other relevant sectors, of which US\$2 million have been received so far from the operational levies.

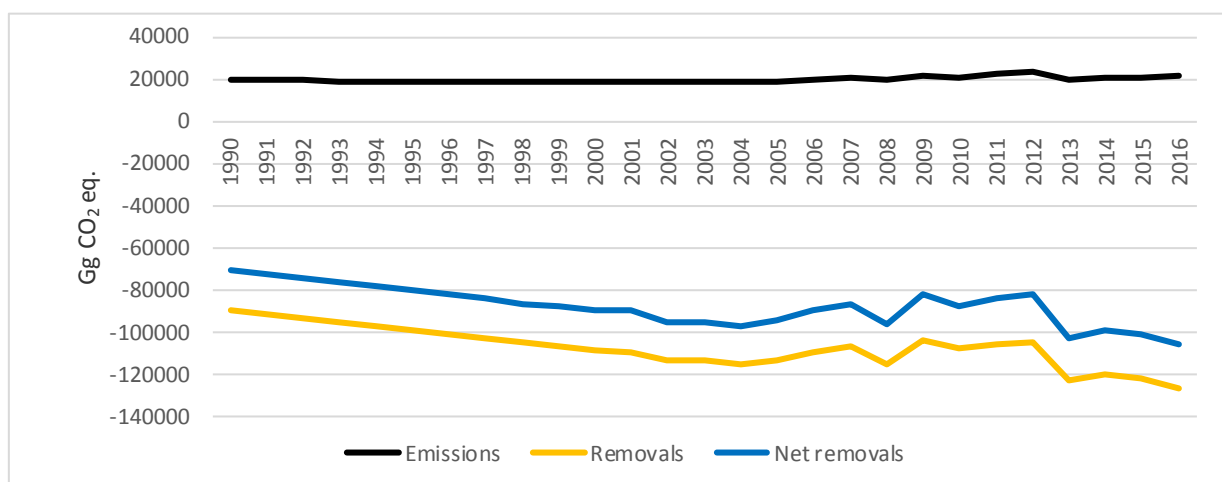
The expected annual revenue that is to be derived from these interventions are projected to generate close to US\$10 million combined. Furthermore, Namibia was accredited by the Green Climate Fund by July 2015. This has unlocked additional funding support for the country, which stood at US\$437, 3 million, covering 8 projects to date<sup>1</sup>. Other notable achievements include the creation of close to 2500 jobs, 15 MW solar plants, and numerous international awards. The funds mobilised have so far benefitted approximately 238,000 beneficiaries across 230,000km<sup>2</sup> of the land mass to implement actions on biodiversity conservation and livelihood.

**Figure 29:** Funding deficit for Climate Change Adaptation Projects



Source: Environmental Investment Fund of Namibia: Green Viewpoint Newsletter, March 2021

**Figure 30:** National GHG Inventory and programmes containing measures to mitigate the impacts of climate change



Source: Namibia BUR 4 to UNFCCC, February 2021


## Strategies Going Forward

- Namibia has continuously ensured a well-coordinated disaster risk management system, bringing together efforts of the Government, development partners, and private and civil society organisations to deliver coordinated disaster response strategies across all sectors and to build resilience.
- The country is continuously developing drought resistant crops and livestock breeds.
- Namibia's Environment Investment Fund continues to mobilise climate action finance for green projects in the country.
- Namibia is committed to a 92% reduction in its greenhouse gas (GHG) emissions by 2030, at a cost of US\$800 billion<sup>6</sup>.

<sup>6</sup> Namibia BUR, February 2021



# 14 LIFE BELOW WATER



Indicator 14.1.1

Indicator 14.2.1

Indicator 14.3.1

Indicator 14.4.1

Indicator 14.5.1

Indicator 14.6.1



## Conserve and sustainably use the oceans, seas and marine resources for sustainable development

### Overview

The fisheries sector is by far the third largest contributor to the GDP, followed by mining and tourism, contributing about 15% of total exports. Good progress was registered by the Fishery Focus Area on the volume of fish handled, canned, or processed, where an outturn of 62% was registered. Important freshwater biodiversity covered by protected areas remains constant, at 85.4 in 2018 to date.

Thirty-five per cent progress towards the review of the Maritime Legal Framework was achieved against the target of 45%. Furthermore, progress made on the compliance with ratified International Maritime Organization (IMO) standards was below the 68% target as 52% was realised. Consultations to expedite the process are on-going, and the slow progress is attributed to the lack of experts in the area.

### Status and Trends



Namibia has adopted innovative ways to protect its coastline from litter and any other debris. These include regular patrols involving officials and members of the public, and are further guided by the Marine Resources Act, Act No. 27 of 2000. This has yielded in the reduction of observed debris. The Chlorophyll-a Deviations (Remote Sensing) data indicates a change in the percentage of debris detected, indicating that in 2015, 7.8% was detected, and 2020 reflected an increase to 6.23%. Furthermore, the moderate level data on the Chlorophyll-an Anomaly (Remote Sensing) indicates a decline of 0.59% from the 2018 figure of 7.80 to 7.21% in 2020. Similar reductions have been observed in the High-level Remote Sensing of the debris, having decreased from 6.61% in 2018 to 6.0% in 2020.

### Namibia's Ecosystem-based Approaches to Managing Marine Areas

**Figure 31:** Namibia's RV Mirabilis deep-sea fisheries and multidisciplinary research vessel



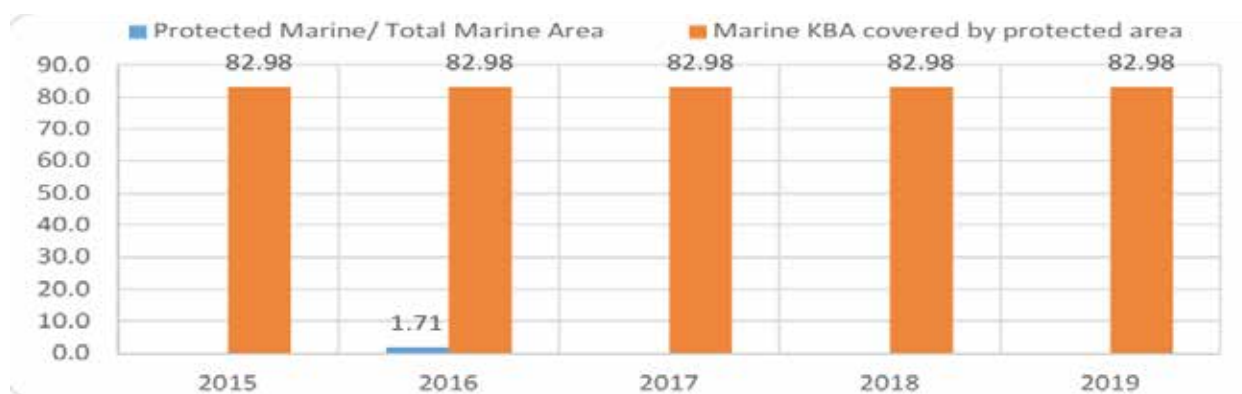
Source: STX Europe

Namibia has deployed various legal, policy and regulatory instruments to ensure the proper management and protection of Namibia's marine and coastal ecosystems, such as the Marine Resources Policy of 2004 and the Marine Resources Act of 2000. Through the 2nd National Biodiversity Strategy and Action Plan (NBSAP2) and its 5th National Development Plan (NDP5), Namibia has prioritised Marine Spatial Planning (MSP) as a means of achieving a sustainable Blue Economy. Once operational, the MSP will assist Namibia in implementing integrated management for the ocean, providing guidance on where and when human activities should take place in the marine environment, with the first plan for the central areas being drafted and ready for external stakeholder consultations.

In addition, the Total Allowable Catch (TACs) for 6 stocks were set, based on scientific advice on harvest levels. Scientific advice is contained in State of Stock Reports, and it is based on the best available scientific information which follows stock assessments. Data is collected, analysed and interpreted, taking a holistic ecosystem approach. Also, the State of Stock Reports take into account the guidelines contained in the Ministerial Marine Resources Policy of 2004, FAO's Code of Conduct for Responsible Fisheries, the Namibian Management Plan for the Hake Fishery, and the MSC's practical guide for fisheries improving to sustainability

## The Impacts of Ocean Acidification

**Figure 32: Coverage of protected Marine Area**



Source: NSA

Due to the unavailability of data, the Percentage Area of Low Oxygen Water (area of water column  $\leq 0.5\text{ml/l O}_2$ ) on the shelf off Walvis Bay has not recorded any changes since the 10% reported in 2013. Efforts are currently being made to address this challenge.

The Ministry of Fisheries and Marine Resources is responsible for the Ocean Acidification project under the Benguela Current Commission (BCC). This project will start with acidification monitoring as soon as all the equipment and reagents have been delivered.

## Effectively Regulate Harvesting and End Overfishing, and Illegal, Unreported and Unregulated Fishing

Namibia has a very effective Monitoring, Control and Surveillance (MCS) programme, which uses, air, sea and land patrols to limit illegal fishing and to ensure the fishing industry follows fisheries regulations as required by the Marine Resources Act, 2000 and Marine Resources Regulations, 2001. Stock assessment for all commercially harvested fish stocks are performed on an annual basis, with fisheries-specific measures to enhance recovery and aim for sustainable management. Management plans for some of the stocks are under development/review to meet international market standards (i.e. MSC).

## Conserve Coastal and Marine Areas, Consistent with National and International Law and Based on the Best Available Scientific Information

Currently, 1.7% of Namibia's Exclusive Economic Zone (EEZ) is declared as a Marine Protected Area (MPA). Namibia has identified 4 national ecologically and Biologically Significant Marine Areas (EBSAs) and 3 transboundary EBSAs. One EBSA lies within the central marine spatial planning area, which has a MSP drafted and ready for external stakeholder consultation (and hopefully its implemented in 2021).

The ocean area shallower than 200m bottom depth is closed for any type of trawling within the entire Namibian EEZ.

The Coverage of protected Marine Area with respect to Total Marine Area and Average proportion of Marine Key Biodiversity Areas (KBAs) covered by protected areas (%) has seen a constant increase over the past 6 years, with the KBA areas specifically standing at 82.98%.

## Prohibit certain forms of fisheries subsidies which contribute to overcapacity and overfishing

In 2017, Namibia ratified the Port State Measure Agreement (PSMA) and is currently complying with the PSMA requirements for all foreign fishing vessels that call at our ports.

Namibia, as a member of the High Level Panel (HLP) for sustainable Ocean Economy, launched the Transformations for a Sustainable Ocean Economy: "A Vision for Protection, Production and Prosperity" document which is a commitment to bold transformations towards a sustainable ocean economy, where environmental protection, conservation, and economic production and prosperity go hand in hand.

## Enhance the conservation and sustainable use of oceans and their resources by implementing international law

Namibia has signed a number of international fisheries conventions, agreements and arrangements. These include the 1982 UN Law of the Sea, the 1995 UN Fish Stocks Agreement, and the 1994 FOA Compliance Agreement. The UN Convention on the Law of the Sea was adopted in Namibia. The UNCLOS Fish Stocks Agreement adopted in the Namibia Marine Resource Act (no. 27 of 2000) is in place.

The above-mentioned Act is further strengthened under the Territorial Sea and Exclusive Economic Zone of Namibia Act 3 of 1990, in order to determine and define the territorial sea, internal waters, contiguous zone, exclusive economic zone, and continental shelf of Namibia; and to provide for matters incidental thereto. The country is a member of various regional and international bodies to further strengthen this Act, as stipulated below:

- ✓ International Commission for the Conservation of Atlantic Tunas, the Commission for the Conservation of Antarctic Marine Living Resources, and the South-East Atlantic Fisheries Organization
- ✓ The SADC Fisheries Protocol
- ✓ UNCLOS

## Strategies Going Forward

- The country is developing its Blue Economy Policy and a Marine Spatial Mapping Framework.
- Namibia continuously enforces measures to curb illegal, unregulated and unreported (IUU) fishing.
- The country continues to engage in the trans-boundary management of migratory shared resources.

# 15 LIFE ON LAND



Indicator 15.1.1

Indicator 15.1.2

Indicator 15.2.1

Indicator 15.3.1

Indicator 15.4.1

Indicator 15.5.1

Indicator 15.7.1



## Protect, restore, and promote sustainable use of terrestrial ecosystems, sustainably manage forests, combat desertification, and halt and reverse land degradation and halt biodiversity loss

### Overview

In addition to neighbouring the Atlantic Ocean, Namibia is endowed with vast biodiversity on land. It is a land of contrast with savannah grasslands, forestlands, wetlands, rock outcrops, and deserts. All these ecosystems have a variety of life forms.

Forests are one of the most important natural resources and are central to the achievement of a low carbon green economy and sustainable development.

According to the 2020 World Environmental Performance Index (EPI), Namibia's score stood at 104 out of 180 countries. The country fared well in comparison with other Southern African countries; Zimbabwe scored 37.0 (ranked 123) and Zambia scored 34.7 (ranked 131).

### Status and Trends

#### Establishment of Biodiversity Conservation Ecosystems

The following performance milestones were recorded under this goal:

- Five sites were identified to combat land degradation.
- Namibia continues to facilitate the creation of community conservancies and other species protection ecosystems, and so far the country has effectively managed 13 protected areas.
- The 30% target towards the development and implementation of Biodiversity Economy Strategy (BES) was met.
- Namibia further planned to place 5,600 hectares of forest areas under formal sustainable management; however, the target was surpassed as 13,300 hectares of forest was placed under sustainable management. In addition, 11 new Community Forests were gazetted, covering 5,500 hectares.
- 564 environmental clearance certificates were issued, as illustrated in Figure 33.

#### Conserve and Restore Terrestrial and Freshwater Ecosystems

Namibia has been further experiencing reductions in its proportion of total land area covered by forest, down from 8.40 in 2014 to 8.06 in 2020. This can perhaps be attributed to the equally important aspects of demand for agricultural lands such as in newly proposed Green Schemes and Tobacco farms in the Zambezi region and parts of the Kavango and Northern regions.

Important sites for terrestrial biodiversity that are covered by protected areas ecosystems stood constant at 86.1 in 2018 to date.

**Figure 33:** Breakdown of Environmental Clearance Certificates issued in 2019/20



Source: MEFT

## End Deforestation and Restore Degraded Forests

Progress towards sustainable forest management recorded significant increases over the current reporting period, shooting up by 90%, from 142.5 in 2015 to 1683.49 in 2020, in the forest area certified under an independently verified certification scheme.

**Figure 34:** Tree planting campaign



Tourism Supporting Conservation (TOSCO) realised that tourism could reduce its carbon emissions simply by planting trees, forming partnership with the Eeloolo Permaculture Initiative to develop the Clean Travel programme. Travel for tourism purposes is responsible for around 8% of global emissions, which contribute to global warming and climate change. Clean Travel is Namibia's first carbon offset programme that aims to reduce the environmental impacts of travel while simultaneously providing poor urban communities and schools with gardens and trees that can improve their lives. In 2019, the programme planted 135 trees and target an additional 1000 trees per year over its operational period from the funds generated from the Programme.<sup>7</sup>

## Land Degradation

In 2019, 67.94% land was reported degraded, which implies that drastic efforts are required to redress the situation.

## Ensure Conservation of Mountain Ecosystems

Furthermore, the coverage by protected areas of important sites for mountain biodiversity remained constant since 2015, standing at 97.6%. In as much as Namibia is known for its highest dunes globally, it is also endowed with some of the most spectacular highest mountains. The total land covered by green vegetation in mountain areas stood at 96.2 km<sup>2</sup> with the index improving from 71.36 in 2015 to 71.66 in 2018.

## Protect Biodiversity and Natural Habitats

The Red List Index has been fluctuating over the reporting period but stabilised to the 0.97 mark in 2021, which was the same figure reported in 2015.

## Wildlife Threats: Poaching and Human-Beast Interaction

Namibia has made considerable efforts in combating the of poaching of wildlife, through strengthening institutional coordination to combat wildlife crimes. Following the sharp increase in poaching figures in 2016, additional resources from development partners and state resources were united to strengthen the efforts against poaching, such as metal detectors, flexible funding support from a number of agencies (coordinated via the Rooikat Trust), introduction of K9 units, all-terrain vehicles, crime scene investigation training, and other bottlenecks that would improve the effectiveness of the joint anti-poaching units. Furthermore, the Operation Blue Rhino Initiative was formed in 2018, which is expected to operate until 2025. To date, more than 550 arrests have been made since its inception.

<sup>7</sup> <http://conservationnamibia.com/articles/cnam2020-carbon-neutral.php>



The elevation in poaching incidences has seen more support from general private societies, with the introduction of private anti-poaching units such as the notable Nyime Anti-poaching unit in the Otjozondjupa region. This unit works closely with the relevant security and wildlife authorities within the respective regions to ensure greater efficiency. These collective efforts have now resulted in the reduction of the number of poached elephants and rhinos, falling from 97 and 49 in 2015 to 31 and 11 in 2020, respectively – a total reduction of about 70%.

Data from the Namibian Wildlife Crime Database indicates that during 2019 an average of 1.2 wildlife crime cases were registered per day. Of these, 174 involved high-value species. The pangolin has become the most targeted species, where 123 were seized during 2019 (49 of which were alive and most could be rehabilitated and released). Of the 160 suspects arrested on charges related to pangolin in 2019, 21 (13%) were convicted during the year. The remainder are in custody awaiting trial (66%), out on bail (12%), or currently have an indeterminate status.

**Figure 36: Namibian elephant and black rhino**



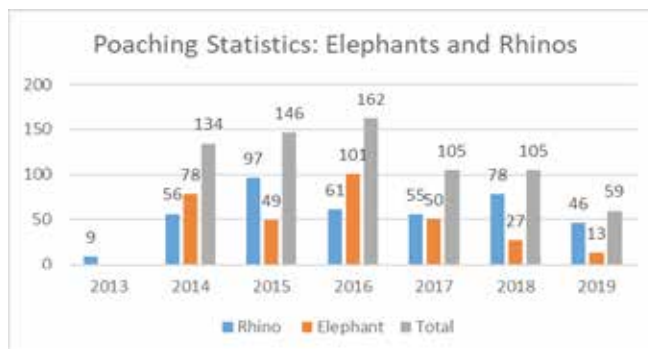
Source: MET

**Figure 35: Anti-poaching operations**



Source: MET

**Figure 37: Poaching statistics: elephants and rhinos in 2020**



Source: NSA

## Strategies Going Forward

- The country continues to facilitate the formation of community conservancies to reduce pressure on biodiversity and to enable communities to appreciate game as a resource rather than a burden.
- The country is working with regional partners to enforce the protection of Red List species, especially those targeted by international wildlife crime syndicates.
- The country continues to work towards minimising human-wildlife conflicts and compensating victims.



# 16 PEACE, JUSTICE AND STRONG INSTITUTIONS



Indicator 16.1.1

Indicator 16.2.2

Indicator 16.4.1

Indicator 16.5.1

Indicator 16.10.2

Indicator 16.b.1

Indicator 16.2.1

Indicator 16.3.2

Indicator 16.4.2

Indicator 16.6.1

Indicator 16.a.1



## Promote peaceful and inclusive societies for sustainable development, provide access to justice for all, and build effective, accountable and inclusive institutions at all levels

### Overview

Namibia enjoys a strong comparative advantage in the region of being a politically stable constitutional democracy with a strong sense of the rule of law.

This could largely be attributed to the broadly reconciliatory process at the time of independence, which led to the formulation of one of the most inclusive and formidable Constitutions in the world.

Furthermore, the country continues to rank high on the inclusiveness, effectiveness, and efficiency of its institutions.

Namibia's score on the Ibrahim Index of African Governance (IIAG) is higher than the average score for Africa at 48.8, and for southern Africa at 53.3.

**Table 9:** Desired outcome indicators for Good Governance

Focus Area	Indicator	Baseline	2020/21 Target	2020/21 Progress	% Change	
Peace, security and rule of law	Global Peace Index	1.873 (2015)	1.713	1.861	0.6%	↓
	Crime Rate [%]	4.4% (2015)	-6%	8%	7.9%	↑
Accountability and Transparency	Transparency International Index (score)	53 (2015)	60	51	21.5%	↑
Public Service Performance and Service Delivery	Number of decentralised functions	11 (2015)	7	4	42%	
	Score of Ibrahim Index of African Governance (IIAG)	83.9%(2015)	58%	54%	6.9%	↓

Source: IIAG

Table 9 illustrates that all the targets on the indicators under peace, security, and rule of law; accountability and transparency; and public performance and service delivery were not met.

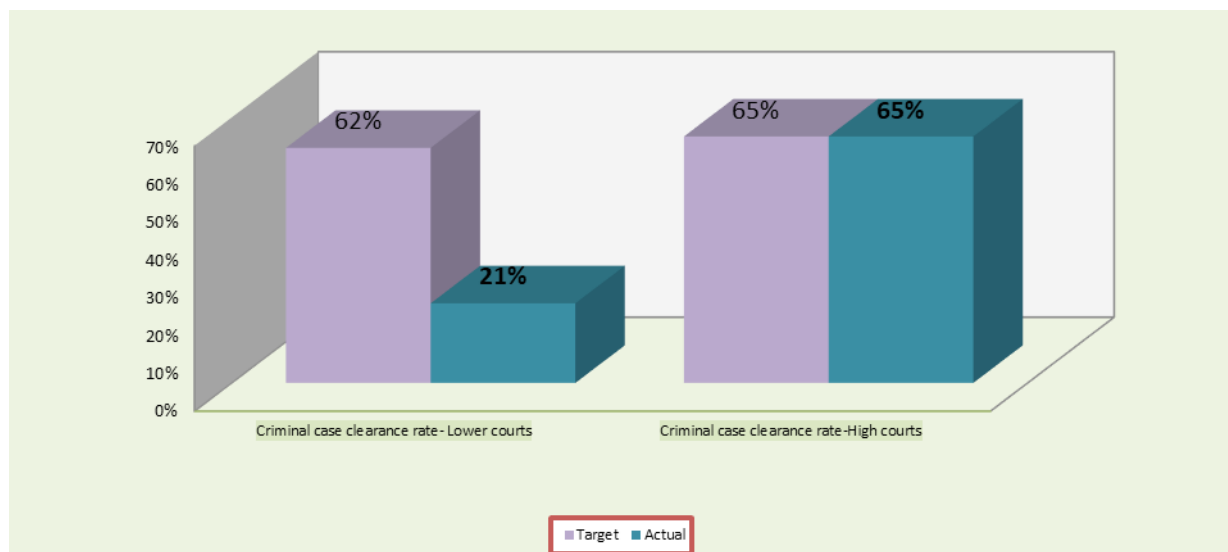
## Status and Trends

### Peace Building and the Rule of Law

In terms of the Rule of Law, Namibia's target to integrate 688 former offenders into the mainstream of society was exceeded, as 5,910 offenders were re-integrated. The re-integration target was exceeded due to the appointment of 7 education officers, a rehabilitation coordinator, and the training of 23 community supervisors countrywide, who contributed tremendously to the intensified training of former offenders.

In terms of recidivism (rate of re-offending in the last 3 years after release), the target was 42% and it was exceeded as the outturn was 41%. However, there is slow progress in the process of determining the rate of recidivism in the criminal justice system due to the lack of an integrated security system. Figure 38 shows progress in case clearance rates at both the Lower and High Courts.

**Figure 38:** Case clearance rates at both Lower and High Courts



Source: Namibia Ministry of Justice, 2018-2021

While Namibia managed to meet the target at the High Courts, as seen in Figure 38, during the 2018-2021 reporting period, the target for the Lower Courts was unfortunately not met. During the same reporting period, performance at Lower Courts continued to be hampered by the constant postponement of cases due to further Police investigations, application for legal aid or private lawyers, and state witnesses not turning-up at the courts. Other factors included the increase in the volume of criminal cases, as well as the shortage of courtrooms for the adjudication of cases.

On the other hand, the positive achievement at the High Courts is attributed to the implementation of the E-Justice Case Management System, the conduct of Pre-trial conferences preceding the trial of the cases, and the introduction of mediation as an alternative dispute resolution for civil matters.

In terms of enhancing Defense Diplomacy and Cooperation, a target of 100% was set on tracking service delivery by Defense Attaches. This target was achieved during the reporting period (2018-2021). Moreover, a 100% target on the implementation of Bilateral Resolutions Agreements was achieved. Furthermore, on the bilateral level, a 100% target on tracking compliance to international conventions, protocols, and agreements was met, during the same period.

### Capacity Building

To improve delivery of services, during the 2018-2021 reporting period, an appreciable number of police and correctional officers were trained to meet the current and future job demands of service. The good performance could be attributed to support that was obtained from external partners. In the same vein, 29 institutions were trained on measures to combat corruption during the same reporting period, which exceeded the initial target set for 25.

### Policy Support and Regulatory Framework

Three on-line services were developed: E-Death Notification System, Forestry Permits, and Hunting Permits. Moreover, Namibia targeted to improve civil registration to ensure identity for all to 75%. This target was narrowly missed as the outturn was 70% in 2020.

### Reduce Violence Everywhere

The most recent data obtained from the NSA indicates that a total of 15749 individuals were subjected to physical violence in 2020, with 1079 cases reported on sexual violence related abuse within the same period. This figure can possibly be attributed to the psychological impact of COVID-19 on households. According to the 2019 Afrobarometer survey, the level of safety within the country seems to have improved, with more people feeling safer to walk around at night. This positive perception could be attributed to the introduction of community policing in some major towns and the expansion of surveillance cameras in the capital.

## End abuse, exploitation, trafficking, and all forms of violence and torture against children

There has been an increase in the number of human trafficking cases recorded over the past years. Although at a low rate, one life trafficked is far too many. By 2020, 7 human trafficking cases were recorded with 2 being work-related and the other 5 being sex-related, comprising of 6 females and 1 male.

## Promote the rule of law and ensure equal access to justice

Various reformed policies are still being considered to expedite the sentencing of detained inmates. As of 2020, a total of 52568 detainees were recorded, of which 97 were not yet sentenced and amongst which 19 were non-nationals.

Namibia has strengthened its policies and operations on its Financial Intelligence Policy deliverables. In 2020, a total value of US\$239, 9 million was reported having been derived from illicit sources. The growth in cybercrimes has become a concern and various efforts and public information campaigns have been conducted to educate the nation on these types of crimes. A total of 157 firearms were confiscated in 2020. Some of these confiscated firearms were hidden by poachers in poaching hotspot areas and some were confiscated during other forms of operations aimed at mitigating the impact of organised crimes.

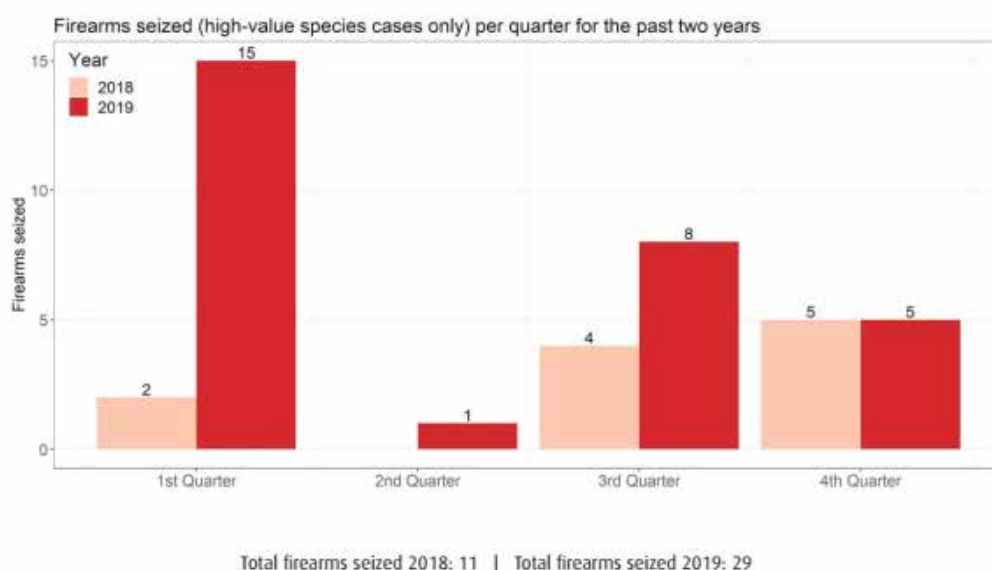
**Figure 39:** A sample of illegal firearms seized



Source: NAMPA, 2020

Figures 39 and 40 provide a glimpse of the efforts made with regard to the fighting of illicit activities and wildlife crimes.

**Figure 40:** Seized firearms related to poaching activities



Source: Combatting Wildlife Crime in Namibia, 2019 Annual Report

### Corruption engagement by Government officials or traditional leaders

Namibia is making steady strides towards curbing corruption in public offices. For instance, the country is about to operationalise the Whistle Blowers Act of 2017, aimed at curbing corrupt tendencies going forward. This piece of legislation further aims to beef up the efforts of the Anti-Corruption Commission (ACC) in executing its mandate.

### Ensure public access to information and protect fundamental freedoms, in accordance with National Legislation and International Agreements

Namibia ranks highest in Africa in press<sup>8</sup> freedoms. Article 21 of the Constitution allows for freedom of expression. However, the absence of legislation facilitating streamlined public access to information has hampered efforts in investigative journalism. Nonetheless, the Namibian Government managed to draft the much-anticipated Access to Information Bill, which was tabled for the first time in Parliament in 2020. The bill is envisaged to give citizens greater access to information and is hoped to be passed before the end of the 2021/2022 Financial Year.

Furthermore, to ensure more enhanced coherence within the journalism industry, the Namibia Media Professionals Union (NAMPU) was launched in November 2020. The union endeavours to reduce and eliminate the prevalence of discrimination, intimidation, humiliation, the unfair treatment of its members, and to bring to the fore all pertinent issues that may affect or unduly influence enlisted journalists in the execution of their duties.

### Develop effective, accountable, and transparent institutions at all levels

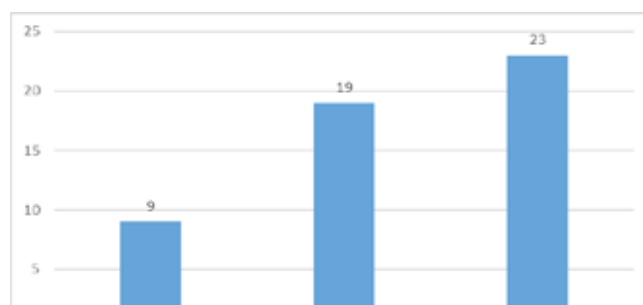
Due to strong mechanisms of accountability in strengthening public service performance mal-management systems, there is a renewed urge to collectively deliver on the development aspirations of the country, in the spirit of "Harambee – pulling together in the same direction". Additionally, high ranking public officials were compelled to endorse performance agreements, aimed at ensuring efficiency, transparency and accountability in service delivery. These endeavours have drastically reduced the misappropriation of funds, resulting in Namibia achieving above 90% of its budget execution rate.

### Proportion of the population who reported having felt personally discriminated against

Article 89 of the Namibian Constitution facilitated the establishment of the Office of the Ombudsman.

Over the years, there has been an increase in the perception of recorded cases of persons that felt they were personally discriminated against. This can be attributed to the improved access to information on human rights, trade union involvement, and other aspects.

**Figure 41:** Number of recorded cases of persons that felt they were discriminated against



Source: Office of the Ombudsman

### Strategies Going Forward

- The Ombudsman in Namibia is working on introducing a new Ombudsman Bill, aimed at streamlining the office along the aspirations of the Paris Declaration, calling for accreditation of NHRIs by the Global Alliance of National Human Rights Institutions (GANHRI).
- Namibia is working towards strengthening the institutional performance of the ACC.
- Namibia will finalise its Cyber Security Bill Aims to protect the society against cyber-related crimes.
- Continue efforts to implement the recommendations of Namibia's 2021 Universal Periodic Review (UPR) on the human rights situation in the country.

<sup>8</sup> Reporters Without Boundaries, 2019

# 17 PARTNERSHIPS FOR THE GOALS



Indicator 17.1.1

Indicator 17.1.2

Indicator 17.2.1

Indicator 17.3.1

Indicator 17.3.2

Indicator 17.4.1

Indicator 17.6.1

Indicator 17.9.1



## Strengthen the means of implementation and revitalize the Global Partnership for Sustainable Development

### Overview

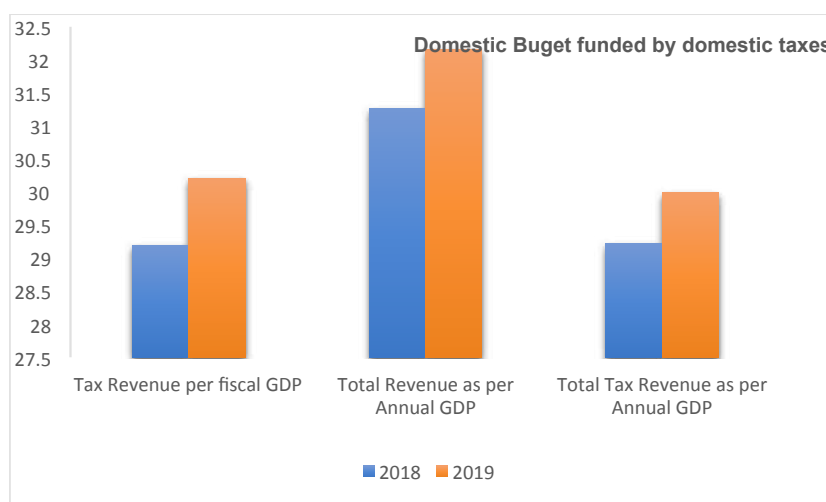
Namibia has developmental ambitions as articulated in the medium- and long-term development plans, which include, among others, the reduction of poverty and inequality, and the improvement of the standard of living of the Namibian people. Furthermore, Namibia is committed to achieving regional and global goals, as expressed in the global Agenda 2030 and AU 2063.

For Namibia to achieve sustainable development it will depend not just on the expansion of domestic finance but also on the achievement of substantial improvements in the efficiency of public expenditures. This involves strategic resource allocation and results-orientation of the budget, rebalancing operational and development budgets, and improving the performance of Public Enterprises (PEs).

The Addis Ababa Action Agenda (AAAA) encourages countries to strengthen domestic resource mobilisation, continue international co-operation on tax, improve domestic tax policies administration systems and the collection of revenue and statistics, and combat illicit financial flows, of which Namibia is accustomed to.

The country successfully launched a Development Finance Assessment (DFA) Report in 2019, aimed at strengthening and lubricating the country's budgetary and planning system through the Integrated National Financial Framework (INFF). Furthermore, in 2021, Namibia launched its first-ever autonomous tax administration agency, the Namibia Revenue Authority (NAMRA), under its Ministry of Finance (MoF). The agency aims at improving the country's efficiency in revenue collection, infrastructure development, and adherence to taxation.

**Figure 42: Domestic Budget funded domestically**



Source: Development Finance Assessment Report, 2019

### Status and Trends

#### Total government revenue as a proportion of GDP, by source

Namibia has since embarked on a process of "fiscal consolidation", which is aimed at reducing the substantial deficits to more sustainable long-term levels (MoF, 2019).

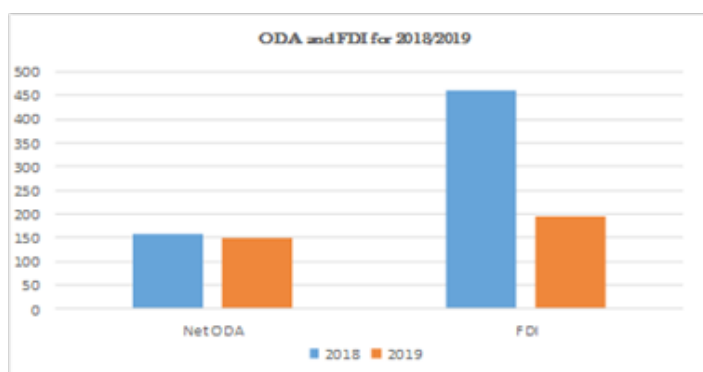
#### Domestic budget funded by domestic taxes

Namibia has one of the highest tax revenues to GDP ratios in the world, having held ranks between third and fifth globally in the past five years. The total revenue and grants (% of GDP) were recorded to be 33.2 and 30.0% in 2019/20 and 2020/21, respectively (MoF, 2021).

## The Official Development Assistance (ODA)

The Official Development Assistance (ODA) has historically been an important source of financing for economic and social development and infrastructure expenditure in Namibia. However, ODA assistance has been on a downward trajectory, consistent with the experience of other countries as they approach and attain upper-middle-income status, of which Namibia has been classified as one. A net OD of -11.04 between 2018 and 2019 was reported. The data shows a recording of a net OD of 159.45 in 2018, and 148.41 in 2019. The Net ODA/GNI has an increase of 0.01. The Net ODA/GNI reported in 2018 stands at 1.22, and in 2019 it stands at 1.23, a 0.01 increase was recorded. The Foreign Direct Investment (FDI) to Namibia is a significant source of finance and it supports a number of industries.

**Figure 43:** Comparison of the ODA and FDI in 2018 and 2019



Source: Development Finance Assessment Report, 2019

## Foreign direct investment (FDI)

Foreign Direct Investments have been instrumental in Namibia's development finance landscape. The FDI is a significant source of finance to Namibia; however, the effort in attracting more FDI crucially depends on improvements in the investment climate, policy reforms, and mitigating the negative impact of low skills and/or productivity. The FDI recorded in 2018 stands at 461.22, and in 2019 it was recorded at 195.80. The FDI decreased by 265.42.

## Volume of remittances (in United States dollars) as a proportion of the total GDP

Compared with many other African countries, Namibia's small population and the limited diaspora has attributed its remittances to be comparatively low in volume compared with other international private flows such as the FDI. In 2018, the volume of remittance was recorded at 0.37; no further data was provided for 2019.

## Debt service as a proportion of exports of goods and services

Namibia has not run a substantial budget surplus in over a decade. Unsustainable growth in debt and the weak economic outlook have culminated in fiscal consolidation efforts to gradually reduce the deficit from 8.9% of the GDP in the 2015/16 FY to a projected 2.7% of the GDP in the 2020/21 FY. (Development Finance Assessment Report, 2019).

Namibia's sovereign debt stock has increased approximately four-and-a-half fold over the past decade. This increase has had a direct effect on the cost of servicing the nation's debt.

Namibia's borrowing from international sources has increased, reflecting the country's increasing reliance on foreign financing to fulfil its expenditure commitments. The External Debt Service (Public and Private), in relation to exports in 2018, is recorded to be at 59.90, and in 2019 the recording stands at 65.40; an increase of 5.5 was recorded.

## Fixed Internet broadband subscriptions

Namibia has invested in the modernisation and expansion of telecommunications. International satellite services link Namibia to telecommunication services worldwide. Namibia boasts a 98% digital telecommunication infrastructure, which provides direct dialling to most places in the world. Namibia has cellular coverage in most towns and road coverage along virtually all the major routes in the country. Namibia's cellular network service providers have installed a fibre optic cable technology across the country. Namibia enjoys over 100% mobile telephony penetration, with about 70% of users accessing the Internet through various technology platforms and services offered by over 26 licensed telecommunication service providers.



In 2018, the internet speed was recorded at 2.53, and in 2019, the speed was recorded at 2.54; an increase of 0.01 was recorded. The speed between 256 kbps and 2 mbps in 2018 stood at 0.87, and in 2019 it was recorded at 0.16; a decrease of 0.71 was recorded. The speed between 2 mbps and 10 mbps in 2018 stood at 1.29, and in 2019 the speed was recorded at 2.22; an increase in speed of 0.93 was recorded. The speed of 10 mbps in 2018 stood at 0.05, and in 2019 the speed recorded stood at 0.08; an increase in speed of 0.03 was recorded.

The speed between 2 mbps and 10 mbps in 2018 stood at 1.29, and in 2019 the speed was recorded at 2.22; an increase in speed of 0.93 was recorded. The speed of 10 mbps in 2018 stood at 0.05, and in 2019 the speed recorded stood at 0.08; an increase in speed of 0.03 was recorded.

## Enhance North-South, South-South

South-South Cooperation continues to be an important element in the development of Namibia; therefore, the country continues to strengthen cooperation with countries of the South through the signing of cooperation and technical agreements, and bilateral visits. During the period under review, Namibia elevated several joint commissions with countries of the South to the level of Heads of State by signing agreements establishing Bi-national Commissions with these countries. Additionally, during the period under review, Namibia, through the Bank of Namibia, signed an Agreement on Bilateral Technical Cooperation with Banco Nacional de Angola (BNA) in the areas of central banking. Namibia further continues to pursue cooperation with the countries of the south and this led to increased growth in investments, technical assistance and technological transfers from countries of the south, including South Africa, Nigeria, United Arab Emirates, Brazil, India and China.

## Trade

Namibia ratified the Africa Continental Free Trade Area Agreement (AfCFTA) in January 2018. The AfCFTA is expected to be the largest free trade area since the formation of the World Trade Organisation (WTO). It will comprise an estimated market of 1.3 billion people across 55 African countries. Namibia is one of the countries set to benefit from the AfCFTA, particularly offering opportunities for economic diversification and value chains development and expansion, as a means to economic transformation. It is further estimated that Namibia's exports would increase significantly towards all African sub-regions, outside of SACU, including the extension of value chains to countries such as Cameroon, Kenya, Rwanda, Senegal, Tunisia and Zimbabwe, offering opportunities to industrialize through regional integration and trade.

## Strategies Going Forward

- Continue commitment to the implementation of recommendations in the DFA roadmap.
- Promote FDI and diversity sources of development finance by strengthening the newly formed Namibia Investment Promotion Development Board (NIPDB).
- Support efforts towards the strengthened collection and utilisation of timely, reliable and standardised data for evidence-based decision making, including through the exploration of multi-stakeholder partnerships.
- Mobilise access to relevant non-financial sources of development cooperation, such as skills and technology transfer, and innovative development finance.

## Means of Implementation

Despite the challenges brought about by the seven-year prolonged drought that Namibia witnessed till 2019 and then being hit by COVID-19, like the rest of the world, the country is committed to working closely with development partners to achieve most, if not all, of the SDG targets by 2030. Indeed, there is progress in that direction. The country uses this opportunity to appeal to development partners to continue to join hands with Namibia in this regard.

## Next Steps

- Roll-out of the SDGs Communications Strategy
- Dissemination of the 2021 VNR
- Roadmap for the implementation of the SDGs, towards 2030, including related coordination mechanisms

## Conclusion

Namibia remains committed to achieving the SDGs by the year 2030.

## Notes

[illegible]





**NATIONAL PLANNING COMMISSION**

Government Office Park, Luther Street  
Private Bag 13356  
Windhoek, Namibia  
[www.npc.gov.na](http://www.npc.gov.na)

