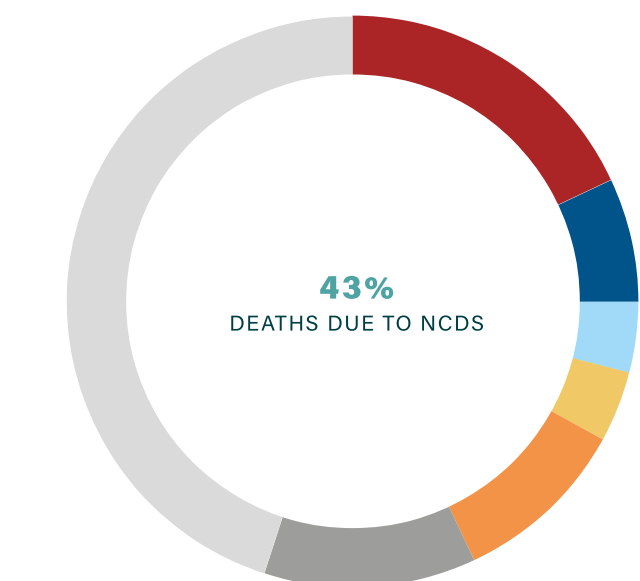


TOTAL POPULATION (2022) **2,568,000**POPULATION AGED <20 (%) **46**POPULATION AGED >60 (%) **6**WORLD BANK INCOME GROUP **UPPER MIDDLE**GROSS DOMESTIC PRODUCT per capita (INT\$) **9,359**

NCD MORTALITY



■ cardiovascular disease ■ cancers ■ chronic respiratory disease
■ diabetes ■ other NCDs ■ injuries
■ communicable, maternal, perinatal and nutritional conditions

PREVALENCE OF PHYSICAL INACTIVITY



PHYSICAL INACTIVITY, ADOLESCENTS AGED 11-17 (%)



PHYSICAL INACTIVITY, ADULTS AGED 18+ (%)



PHYSICAL INACTIVITY, ADULTS AGED 70+ (%)



■ male ■ female

DIRECT HEALTHCARE COSTS ATTRIBUTABLE TO NCDs AND MENTAL HEALTH ASSOCIATED WITH PHYSICAL INACTIVITY



PER YEAR

US\$ 17,012,003
 INT\$ 37,848,345



CUMULATIVE BETWEEN 2020 AND 2030

US\$ 187,132,032
 INT\$ 416,331,799

ACTIVE SOCIETIES: CHANGING KNOWLEDGE AND MINDSETS



NATIONAL PHYSICAL ACTIVITY COMMUNICATIONS CAMPAIGNS

- ☐ with links to community programmes
- ☐ supported by environmental improvements
- ☐ promoting the co-benefits of physical activity








NATIONAL MASS PARTICIPATION EVENTS ON PHYSICAL ACTIVITY

- ☐





☐ no ☒ yes

ACTIVE ENVIRONMENTS: ENABLING ENVIRONMENTS

	NATIONAL POLICY ON WALKING AND CYCLING	<input checked="" type="radio"/>
	NATIONAL ROAD SAFETY STRATEGY	<input checked="" type="radio"/>
	STREET DESIGN STANDARDS FOR:	
	<ul style="list-style-type: none"> separate walking and cycling infrastructure <input type="radio"/> safe pedestrian and cycling crossings <input checked="" type="radio"/> management of speed <input type="radio"/> 	
	NATIONAL POLICY ON PUBLIC TRANSPORT	<input checked="" type="radio"/>
	LEGISLATION ON:	
	<ul style="list-style-type: none"> speed limits <input checked="" type="radio"/> driving and alcohol use <input checked="" type="radio"/> driving and drug use <input checked="" type="radio"/> driving and mobile phone use <input checked="" type="radio"/> 	

☐ no ☒ yes ☒ yes and best practice ☐ not available

ACTIVE PEOPLE: OPPORTUNITIES AND PROGRAMMES

	PROMOTION OF PHYSICAL ACTIVITY:	
	<ul style="list-style-type: none"> in workplaces <input type="radio"/> in childcare settings <input type="radio"/> through community sports <input type="radio"/> in public open spaces <input type="radio"/> through walking and cycling <input type="radio"/> for older adults <input type="radio"/> for people with disability <input type="radio"/> 	NOT AVAILABLE
	BRIEF INTERVENTION ON PHYSICAL ACTIVITY IN PRIMARY HEALTH	<input type="radio"/>
	<ul style="list-style-type: none"> with referral <input type="radio"/> used in >50% of facilities <input type="radio"/> 	
	USE OF DIGITAL PROGRAMMES	
	<ul style="list-style-type: none"> mHealth for NCD prevention <input type="radio"/> 	
	SCHOOL BASED APPROCHES:	
	<ul style="list-style-type: none"> quality physical education <input type="radio"/> 	NOT AVAILABLE

☐ no ☒ yes

ACTIVE SYSTEMS: NATIONAL POLICY AND GOVERNANCE

	NATIONAL NCD POLICY INCLUDING PHYSICAL ACTIVITY	<input checked="" type="radio"/>
	NATIONAL PHYSICAL ACTIVITY POLICY	<input type="radio"/>
	NATIONAL GUIDELINES ON PHYSICAL ACTIVITY FOR:	
	<ul style="list-style-type: none"> children under 5 years <input type="radio"/> children and adolescents <input type="radio"/> adults <input type="radio"/> older adults <input type="radio"/> 	
	NATIONAL SURVEILLANCE OF PHYSICAL ACTIVITY IN:	
	<ul style="list-style-type: none"> children <input checked="" type="radio"/> adolescents <input checked="" type="radio"/> adults <input checked="" type="radio"/> 	
	NATIONAL NCD COORDINATING MECHANISM	<input type="radio"/>
	NATIONAL TARGET FOR PHYSICAL ACTIVITY	<input type="radio"/>

☐ no ☒ yes

Data sources: United Nations Department of Economic and Social Affairs. World Population Prospects 2022.
The World Bank. GDP per capita, PPP (current international, \$) accessed, July 2022.
Global Health Estimates 2019: Deaths by Cause, Age, Sex, by Country and by Region, 2000-2019. Geneva, World Health Organization; 2020.
Guthold et al Lancet Child Adolesc Health. 2020;4(1):23-35.
World Health Organization. (2016). Global Health Observatory (GHO) data. Prevalence of insufficient physical activity among adults aged 18+ years.
World Health Organization. (2022). Assessing national capacity for the prevention and control of noncommunicable diseases: report of the 2021 global survey.
World Health Organization. (2018). Global status report on road safety 2018.