

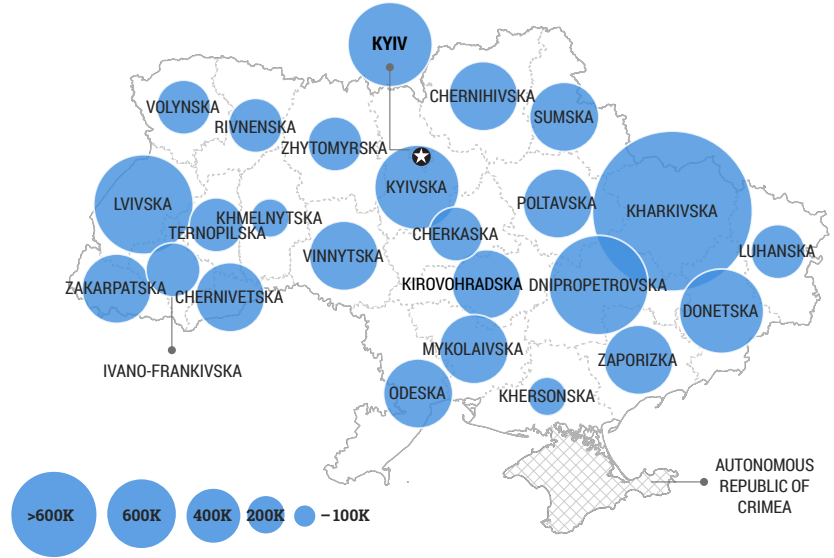
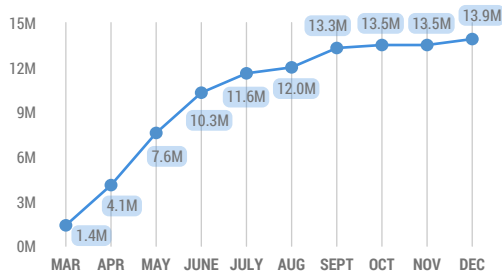
ESTIMATED NUMBER OF PEOPLE REACHED¹ (from March to 31 December 2022)



13.9M

Beneficiaries reached with completed or ongoing activities

EVOLUTION OF PEOPLE REACHED



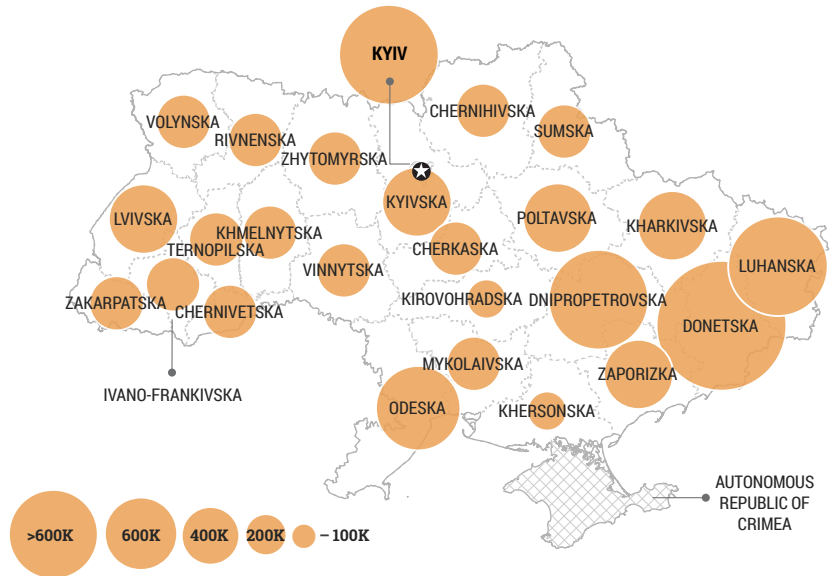
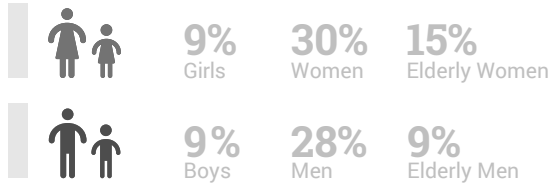
PEOPLE TARGETED (as adjusted in August 2022)



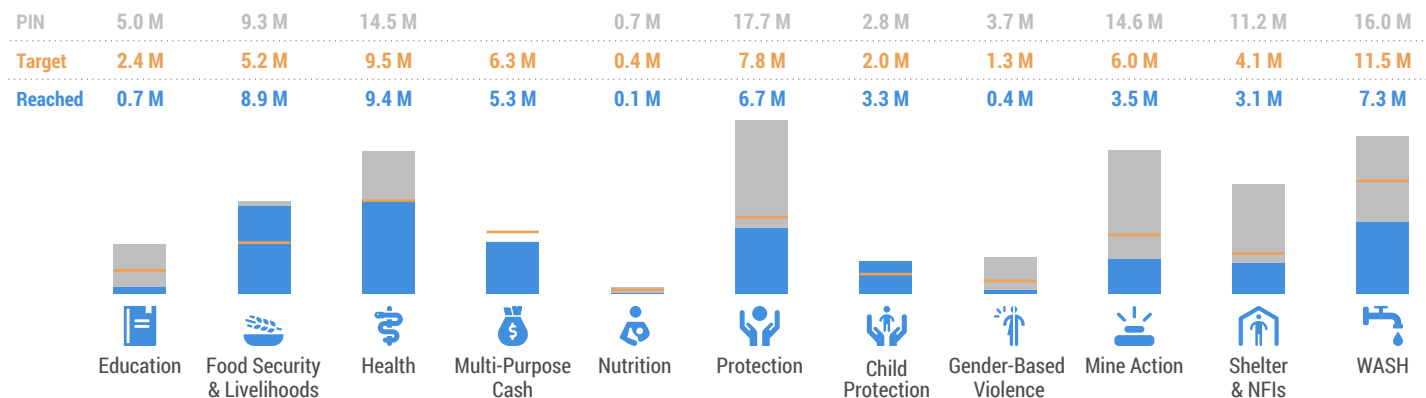
11.5M

People Targeted

POPULATION BREAKDOWN BY AGE & GENDER²



PEOPLE REACHED BY CLUSTER (from March to 31 December 2022)



UKRAINE 2022 Flash Appeal: Estimated Number of People Reached by Cluster & Oblast

OBLAST	Education	Food Security & Livelihoods	Health	Multi-Purpose Cash	Nutrition	Protection	Child Protection	Gender-Based Violence	Mine Action	Shelter & NFIs	WASH	Overall Reached	Total Targeted
Cherkaska	16,700	62,800	285,100	131,000	4,200	51,800	24,700	3,800	99,200	55,800	58,000	285,100	259,854
Chernihivska	57,700	477,500	380,100	204,100	2,800	97,800	19,500	4,600	128,500	37,800	374,900	477,500	313,742
Chernivetska	23,000	103,800	393,600	152,200	2,000	480,200	372,700	18,600	63,900	131,700	30,800	480,200	221,574
Dnipropetrovska	59,400	768,600	573,600	523,000	22,800	363,600	115,300	27,600	319,100	358,800	831,000	831,000	888,402
Donetska	48,000	445,000	701,100	159,400	12,500	433,100	237,700	11,200	234,700	302,900	697,900	701,100	1,605,702
Ivano-Frankivska	50,300	113,700	230,600	158,200	-	287,600	211,400	26,200	89,700	116,000	98,800	287,600	305,250
Kharkivska	32,600	2,070,200	484,700	299,100	15,200	563,100	54,200	4,500	198,500	419,900	1,594,300	2,070,200	496,347
Khersonska	2,000	62,700	92,100	133,700	-	10,000	6,300	1,900	94,400	59,100	62,100	133,700	103,897
Khmelnyska	21,900	20,600	138,700	163,900	400	182,300	140,800	15,600	98,000	73,500	53,400	182,300	252,771
Kirovohradska	32,800	93,000	597,300	140,600	4,000	49,800	27,600	2,000	73,500	69,800	22,200	597,300	187,346
Kyivska	54,400	537,400	761,000	287,500	7,000	148,900	40,500	13,800	313,500	220,200	365,000	761,000	566,751
Kyiv	13,400	282,000	745,600	174,000	7,700	488,400	121,600	12,500	352,000	53,600	27,600	745,600	934,138
Luhanska	1,600	95,700	325,100	31,400	5,600	54,500	30,100	6,800	120,300	18,300	151,800	325,100	847,527
Lvivska	46,800	540,000	365,400	347,400	300	941,700	369,200	54,500	174,600	260,100	380,700	941,700	596,809
Mykolaiivska	24,200	545,800	217,800	159,800	6,100	154,300	123,100	7,500	100,400	151,800	500,200	545,800	358,742
Odeska	29,300	489,700	412,900	346,200	9,300	123,600	30,100	9,100	184,400	86,100	157,200	489,700	634,412
Poltavska	31,700	584,000	465,300	204,800	12,200	290,100	52,400	12,100	128,300	103,300	99,400	584,000	412,059
Rivnenska	20,900	135,300	351,300	166,100	400	237,400	180,000	17,600	77,100	41,300	1,000	351,300	248,712
Sumska	32,000	591,600	280,200	190,000	900	75,800	30,700	7,500	121,000	81,400	426,600	591,600	340,331
Terнопil'ska	13,300	62,900	353,100	117,000	-	321,300	263,100	21,600	71,700	66,000	57,300	353,100	232,775
Vinnyska	20,800	39,200	112,900	271,100	-	262,400	167,900	20,800	108,600	157,000	449,200	449,200	356,063
Volyn'ska	9,100	48,400	290,600	178,800	400	195,600	156,600	24,100	69,100	28,900	89,200	290,600	235,807
Zakarpatska	64,600	81,600	291,800	256,600	-	422,000	169,500	28,600	76,300	113,300	219,400	422,000	320,222
Zaporizka	10,300	584,600	184,800	276,900	8,100	223,300	121,200	13,000	151,600	109,100	79,200	584,600	505,078
Zhytomyrska	22,900	29,500	371,500	190,600	-	203,200	207,000	19,200	100,200	31,100	352,000	371,500	275,690
TOTAL	739,800	8,865,500	9,406,100	5,263,400	122,000	6,661,700	3,273,200	384,600	3,548,600	3,146,900	7,179,400	13,852,900	11,500,000

Reached ranges:



Targeted ranges:



UKRAINE 2022 Flash Appeal: % Increase in the Estimated Number of People Reached (from 9 to 31 December 2022)

OBLAST	Education	Food Security & Livelihoods	Health	Multi-Purpose Cash	Nutrition	Protection	Child Protection	Gender-Based Violence	Mine Action	Shelter & NFIs	WASH	Overall Reached
Cherkaska	2%	0%	0%	0%	0%	4%	0%	13%	0%	1%	1%	0%
Chernihivska	0%	0%	0%	0%	0%	2%	0%	3%	0%	32%	0%	0%
Chernivetska	0%	0%	0%	0%	0%	2%	0%	2%	0%	1%	0%	2%
Dnipropetrovska	1%	0%	0%	0%	0%	3%	0%	8%	1%	11%	2%	2%
Donetska	1%	0%	0%	0%	0%	2%	0%	26%	0%	9%	4%	4%
Ivano-Frankivska	0%	0%	0%	0%	0%	2%	0%	1%	0%	7%	0%	2%
Kharkivska	0%	0%	0%	0%	0%	3%	0%	5%	0%	20%	0%	0%
Khersonska	0%	0%	0%	0%	0%	36%	0%	>100%	0%	69%	58%	0%
Khmelnytska	1%	0%	0%	0%	0%	0%	0%	1%	0%	1%	30%	0%
Kirovohradska	1%	0%	0%	0%	0%	2%	0%	4%	0%	0%	99%	0%
Kyivska	1%	0%	0%	0%	0%	9%	0%	4%	0%	72%	1%	0%
Kyiv	2%	0%	0%	0%	0%	2%	0%	4%	0%	2%	2%	0%
Luhanska	0%	0%	0%	0%	0%	0%	0%	2%	0%	6%	0%	0%
Lvivska	1%	0%	0%	0%	0%	2%	0%	1%	0%	7%	1%	2%
Mykolaivska	0%	0%	0%	0%	0%	1%	0%	8%	0%	6%	4%	0%
Odeska	3%	0%	0%	0%	0%	6%	0%	3%	0%	2%	1%	0%
Poltavska	2%	0%	0%	0%	0%	4%	0%	3%	1%	3%	3%	0%
Rivnenska	1%	0%	0%	0%	0%	0%	0%	0%	0%	0%	0%	0%
Sumska	1%	0%	0%	0%	0%	16%	0%	4%	0%	18%	0%	0%
Ternopiiska	0%	0%	0%	0%	0%	3%	0%	2%	0%	4%	0%	0%
Vinnitska	1%	0%	0%	0%	0%	4%	0%	2%	0%	2%	0%	0%
Volynska	2%	0%	0%	0%	0%	1%	0%	1%	0%	0%	0%	0%
Zakarpatska	0%	0%	0%	0%	0%	2%	0%	0%	0%	12%	0%	2%
Zaporizka	3%	0%	0%	0%	0%	2%	0%	6%	0%	16%	10%	0%
Zhytomyrska	17%	0%	0%	0%	0%	2%	0%	1%	1%	1%	0%	0%
TOTAL	1%	0%	0%	0%	0%	3%	0%	4%	0%	15%	2%	1%

Percentage increase ranges:



UKRAINE 2022 Flash Appeal: Increase in the Estimated Number of People Reached (from 9 to 31 December 2022)

OBLAST	Education	Food Security & Livelihoods	Health	Multi-Purpose Cash	Nutrition	Protection	Child Protection	Gender-Based Violence	Mine Action	Shelter & NFIs	WASH	Overall Reached
Cherkaska	322	-	-	-	-	1,853	-	474	-	593	363	-
Chernihivska	152	-	-	-	-	1,839	-	145	-	12,238	-	-
Chernivetska	-	-	-	-	-	11,084	-	364	-	1,781	-	11,084
Dnipropetrovska	550	-	-	-	-	12,391	-	2,331	1,613	38,649	16,566	16,566
Donetska	392	-	-	-	-	7,875	-	2,878	-	28,087	30,808	27,641
Ivano-Frankivska	157	-	-	-	-	5,649	-	251	-	8,296	-	5,649
Kharkivska	5	-	-	-	-	18,390	-	248	736	85,877	883	-
Khersonska	-	-	-	-	-	3,600	-	3,171	-	40,546	36,015	-
Khmelnyska	248	-	-	-	-	797	-	183	-	691	16,000	797
Kirovohradska	234	-	-	-	-	822	-	80	-	-	21,930	-
Kyivska	727	-	-	-	-	14,061	-	586	-	159,461	4,860	-
Kyiv	240	-	-	-	-	11,548	-	549	123	1,150	536	-
Luhanska	-	-	-	-	-	154	-	140	-	1,063	-	-
Lvivska	462	-	-	-	-	16,209	-	493	-	18,951	2,367	16,209
Mykolaivska	2	-	-	-	-	1,163	-	576	-	8,393	22,199	-
Odeska	1,001	-	-	-	-	7,074	-	299	-	2,119	2,124	-
Poltavska	545	-	-	-	-	10,460	-	325	1,864	3,026	3,264	-
Rivnenska	116	-	-	-	-	230	-	85	-	-	-	-
Sumska	228	-	-	-	-	12,223	-	282	102	14,943	144	-
Ternopil'ska	1	-	-	-	-	8,201	-	496	-	2,320	-	-
Vinnyska	142	-	-	-	-	9,816	-	363	-	2,897	-	-
Volyn'ska	186	-	-	-	-	1,838	-	164	-	108	-	-
Zakarpatska	59	-	-	-	-	7,020	-	130	-	13,600	42	7,020
Zaporizka	273	-	-	-	-	5,506	-	812	-	17,165	7,607	-
Zhytomyrska	3,813	-	-	-	-	4,373	-	199	502	216	86	-
TOTAL	9,855	-	-	-	-	174,176	-	15,624	4,940	462,095	165,206	84,966

Percentage increase ranges:

