


Child health and development

Yemen

COUNTRY BRIEF

Child and Adolescent Health Unit
Department of Healthier Populations

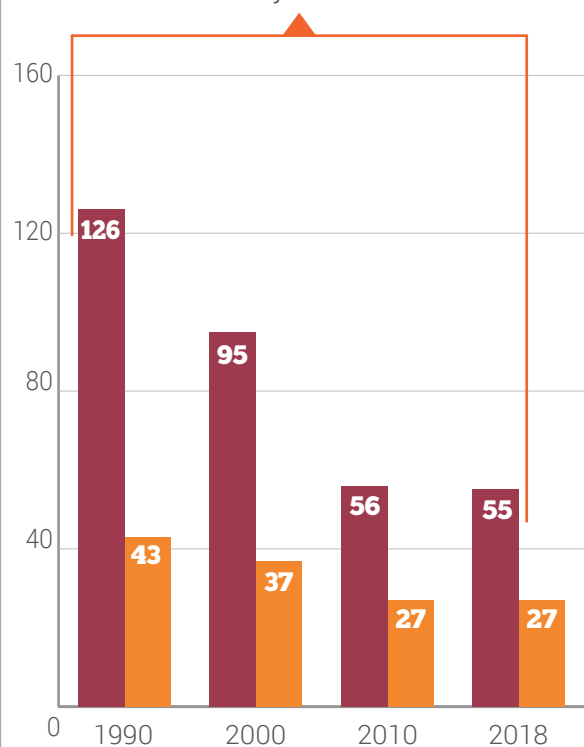
Demographic data



Trend in under-5 mortality and neonatal mortality 1990-2018

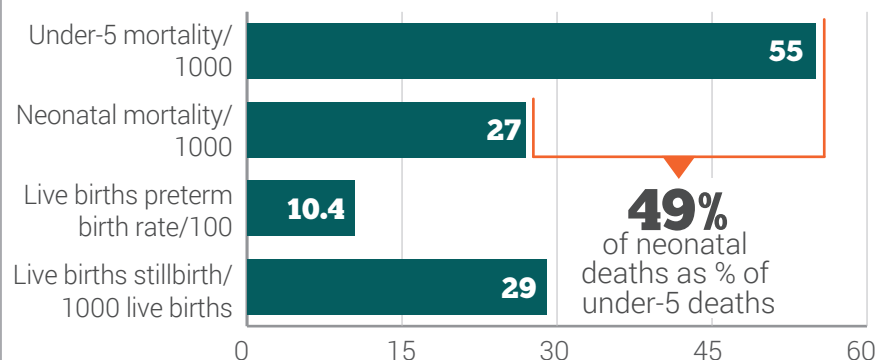
(per 1000 live births)

56%
reduction in under-5 mortality 1990-2018



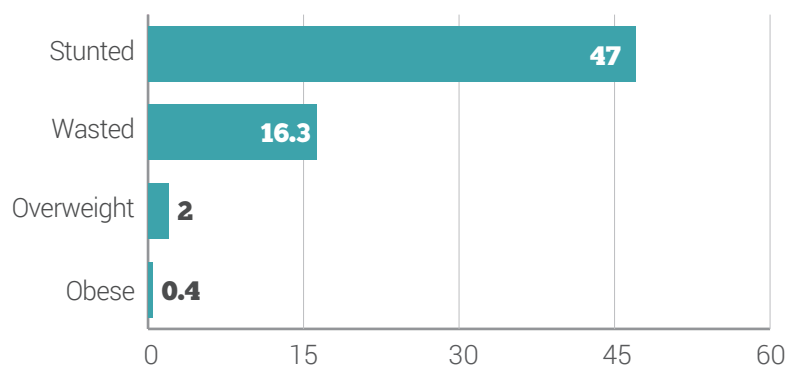
■ Under-5 mortality
■ Neonatal mortality

Mortality and risk indicators

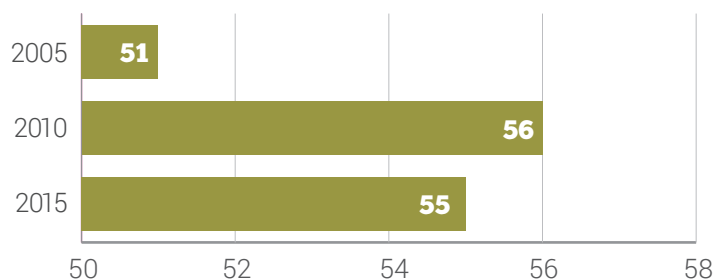


Nutritional indicators

Percentage of children under 5 who are:



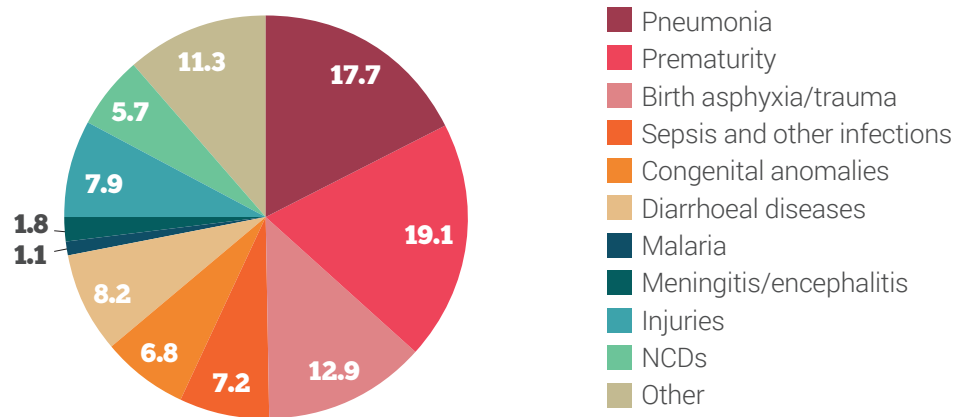
Young children at risk of poor development (%)



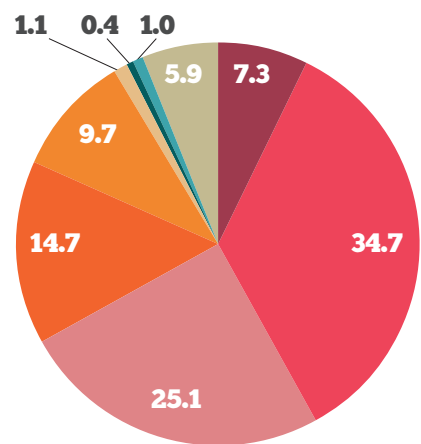
World Health Organization

REGIONAL OFFICE FOR THE Eastern Mediterranean

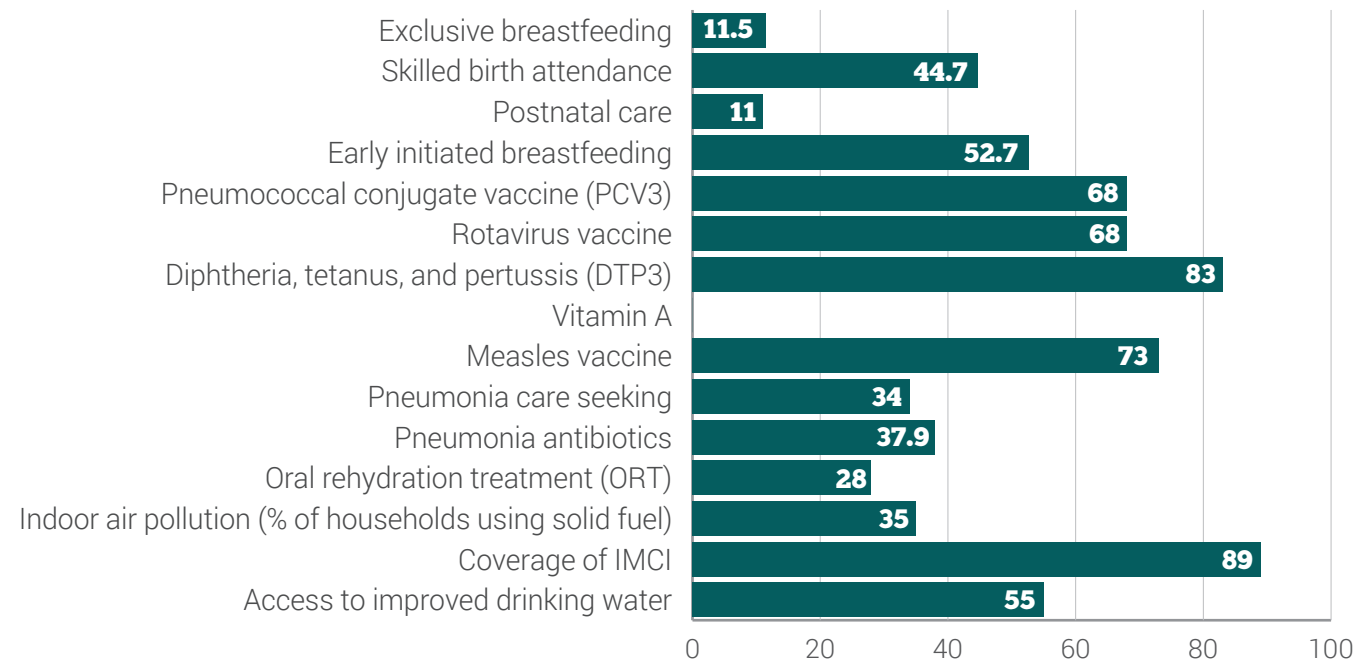
Causes of death for children under 5 (%)



Causes of neonatal mortality (%)



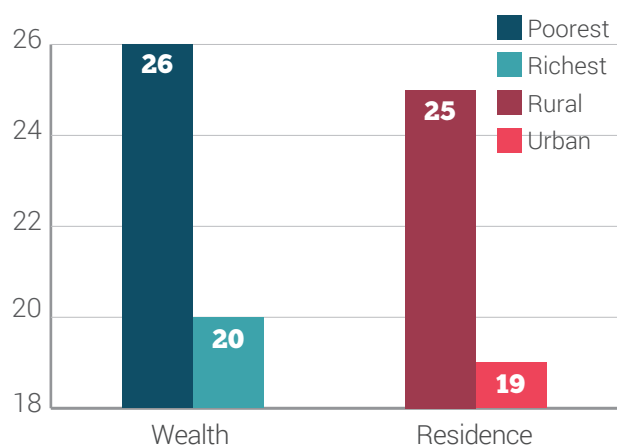
Coverage of essential interventions across the continuum of care (%)



Data not available for all indicators

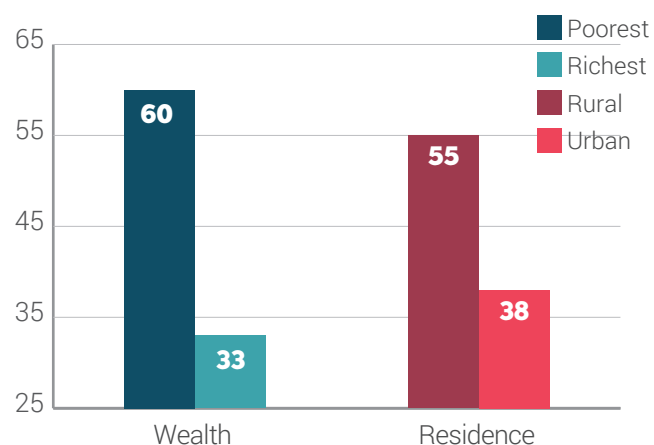
Equity related to neonatal mortality

(deaths per 1000 live births)



Equity related to under-5 mortality

(deaths per 1000 live births)



Policies



Community treatment of diarrhoea (use of community-based health providers)	✓	Community treatment of pneumonia (guideline or national policy)	✓
Maternity protection	✗	Kangaroo mother care	✗
Antenatal corticosteroids	✓	Code of marketing	✓
Postnatal care	✓	Low osmolar ORS and zinc	✓
Discharge mother and baby after 24 hours following childbirth	✗	Basic neonatal resuscitation	✗
		Implementation of Integrated Management of Childhood Illness (IMCI)	✓

Quality of care



National policy/guideline to improve quality of care in health services addressing

Quality care standards and protocols for delivery of services developed for

	Newborn health?	Child health?
National policy/guideline to improve quality of care in health services addressing	✓	✓
Quality care standards and protocols for delivery of services developed for	✓	✗

Health information systems (HIS)



Is the national HIS able to present data disaggregated by age?



National HIS report on number or rates of

Indicator	Reported?
Live births	✗
Stillbirths	✗
Causes of newborn death	✗
Newborn deaths	✗
Cause of death among children under 5	✗
Preterm newborns	✗
Deaths among children under 5	✗

Financing



Free access to health services in the public sector for

Newborns	Children under 5	Pregnant women
✗	✗	✗

76.4% Out-of-pocket expenditure as % of total expenditure on health

3.9% General government expenditure on health as % of total expenditure

31.3 Gross domestic product (GDP) (current US\$ in billions)

80 Total expenditure on health, per capita (US\$ exchange rate)

1 107 GDP, per capita (current US\$)

References

Demographic data

- World Population Prospects 2019 - UN Population (<https://population.un.org/wpp/DataQuery/>).
- Framework for health information systems and core indicators for monitoring health situation and health system performance 2018. Cairo: WHO Regional Office for the Eastern Mediterranean; 2019.
- Global Database/Birth Registration Data 2017 - UNICEF (<https://data.unicef.org/topic/child-protection/birth-registration/>).

Child health and nutrition indicators

- Framework for health information systems and core indicators for monitoring health situation and health system performance 2018. Cairo: WHO Regional Office for the Eastern Mediterranean; 2019.
- Strategy on nutrition for the Eastern Mediterranean Region 2020–2030. Cairo: WHO Regional Office for the Eastern Mediterranean; 2019.

Mortality & risk indicators

- Framework for health information systems and core indicators for monitoring health situation and health system performance 2018. Cairo: WHO Regional Office for the Eastern Mediterranean; 2019.
- WHO global preterm birth estimates - 2014 (ptb.srhr.org).
- WHO Global Health Observatory Data Repository - 2015 (<https://apps.who.int/gho/data/view.main.GSWCAH06v>).
- Strategy on nutrition for the Eastern Mediterranean Region 2020–2030. Cairo: WHO Regional Office for the Eastern Mediterranean; 2019.

Causes of death (%)

- WHO Global Health Observatory Data Repository -2017 (<http://apps.who.int/gho/data/viewmain.ghe1002015-CH13?lang=en>).

Young children at risk of poor development/lifetime cost of growth deficit in early childhood

- Thrive Country Profiles - Nurturing Care 2019 (<https://nurturing-care.org/resources/country-profiles/>).

Policies

- Reproductive, Maternal, Newborn, Child and Adolescent Health Policy Survey 2018. Geneva: WHO; 2018.

- Ratifications of C183 - Maternity Protection Convention, 2000 (No. 183) (https://www.ilo.org/dyn/normlex/en/f?p=NORMLEX-PUB:11300:0::NO:11300:P11300_INSTRUMENT_ID:312328:NO).
- Marketing of Breast-milk Substitutes: National Implementation of the International Code, status report 2018 (<https://apps.who.int/iris/bitstream/handle/10665/272649/9789241565592-eng.pdf?sequence=1&isAllowed=y>).
- Maternal and newborn, child and adolescent health policy indicators (<https://www.who.int/test/forms/mncah/>).

Coverage of essential interventions across the continuum of care (%)

- Framework for health information systems and core indicators for monitoring health situation and health system performance 2018. Cairo: WHO Regional Office for the Eastern Mediterranean; 2019.
- Demographic and household survey and multiple indicator cluster survey data extracted from UNICEF Maternal & Newborn Health Coverage Database 2018 (<https://data.unicef.org/topic/maternal-health/newborn-care/>).
- Infant and Young Child Feeding (<https://data.unicef.org/topic/nutrition/infant-and-young-child-feeding/#data>).
- WHO-UNICEF estimates of RotaC coverage (http://apps.who.int/immunization_monitoring/globalsummary/timeseries/tswucov-eragerotac.html).
- Global Health Observatory data repository (apps.who.int/gho/data/view.main.1600?lang=en).

Equity

- Equist- UNICEF (<http://www.equist.info/>).

Quality of care/health information system/financial protection policies

- Reproductive, Maternal, Newborn, Child, and Adolescent Health Policy Survey 2018. Geneva: WHO; 2018.

Financing

- The World Bank - DataBank (<https://databank.worldbank.org/data/source/world-development-indicators>).
- Framework for health information systems and core indicators for monitoring health situation and health system performance 2018. Cairo: WHO Regional Office for the Eastern Mediterranean; 2019.