

# Zambia Contraception within the context of adolescents' sexual and reproductive lives: Country profile

## SOCIO-DEMOGRAPHIC CHARACTERISTICS

	Both Sexes	Female		Male	
	10-19 years	10-14 years	15-19 years	10-14 years	15-19 years
Total population of adolescents (millions) <sup>1 (2020)</sup>	4.6	1.2	1.1	1.2	1.1
% of total population that are adolescents <sup>1 (2020)</sup>	24.7	13.0	11.4	13.4	11.7
% of adolescents that live in rural areas <sup>2 (2014)</sup>	57.8	58.0	55.0	60.9	56.6
% of total rural population that are adolescents <sup>2 (2014)</sup>	23.4	12.6	10.1	13.5	10.6
% of total urban population that are adolescents <sup>2 (2014)</sup>	24.7	13.5	12.2	12.2	11.4
% national monetary child poverty <sup>3 (2017)</sup>	65.0				
Completion rate for lower secondary school <sup>4 (2013)</sup>	Female	48.4			
	Male	54.8			
Completion rate for upper secondary school <sup>4 (2013)</sup>	Female	23.6			
	Male	34.6			
Out of school rate	Female	No data			
	Male	No data			

## CHILD MARRIAGE/UNION STATUS<sup>5 (2018)</sup>

	Female	Male
Adolescents, 15-19, who are married/ in union (%)	14.6	1.1
% married/in union before age 15 (aged 20-24)	5.2	0.1
% married/in union before age 18 (aged 20-24)	29.0	2.8

## FEMALE GENITAL MUTILATION

	10-14 years	15-19 years
% of girls who have undergone female genital mutilation/cutting	No data	No data

## GENDER-BASED VIOLENCE<sup>5 (2018)</sup>

	10-14 years	15-19 years
% of girls who report experiencing:		
Physical violence in the last 12 months	No data	11.5
Sexual violence in the last 12 months	No data	2.8
% of adolescents (aged 15-19) who think a husband is justified in hitting or beating his wife in certain circumstances		
Female	Male	
46.5	31.5	

## SEXUAL ACTIVITY<sup>5 (2018)</sup>

	Female		Male	
	10-14 years	15-19 years	10-14 years	15-19 years
% of adolescents engaged in pre-coital physical behavior	No data	No data	No data	No data
% of adolescents that ever-had sex	No data	50.3	No data	45.3
% of adolescents having had sex by age 15	No data	12.7	No data	16.3
% of adolescents sexually active in the last month	No data	19.1	No data	15.3

## CHILDBEARING

% of adolescent girls who have begun childbearing <sup>5 (2018)</sup>	10-14 years	No data
	15-19 years	29.2
% of women (aged 20-24) who gave birth before 18 years <sup>5 (2018)</sup>	30.9	
Number of births per 1,000 girls, 15-19 <sup>6 (2019)</sup>	111.1	
% of adolescent girls (aged 15-19) with live births who received antenatal care (ANC4+ visits) <sup>7 (2013-14)</sup>	51.7	
% of births among girls (aged 15-19) attended by skilled health personnel <sup>5 (2018)</sup>	84.0	

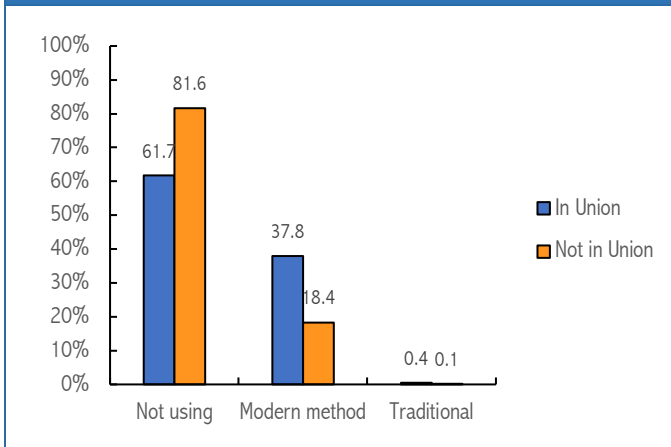
## ABORTION

	10-14 years	15-19 years
Abortion rate per 1,000 girls	No data	No data

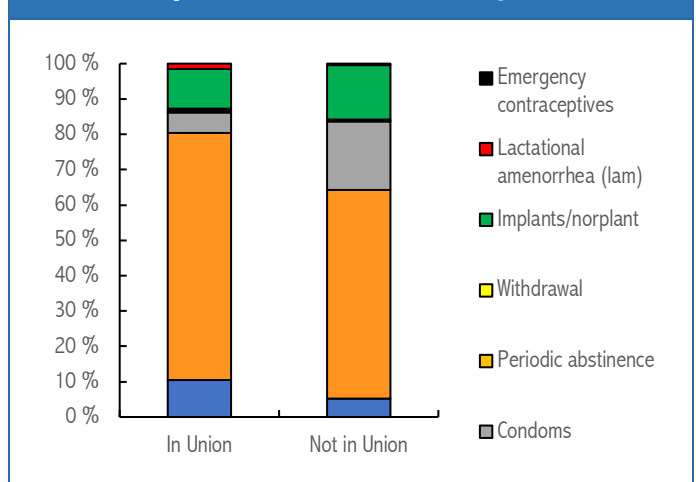
## FERTILITY INTENTIONS & CONTRACEPTIVE USE<sup>5,8</sup> (2018)

% of most recent pregnancies experienced by adolescent girls aged 15-19, including current pregnancies by planning status	Married/ In union	Unmarried/ not in union
Last pregnancy wanted (<2 years)	62.0	20.0
Last pregnancy wanted later (>=2 years)	37.5	77.0
Last pregnancy not wanted at all	0.5	3.1
% of adolescent girls (aged 15-19) with an unmet need for modern methods of contraception	21.5	58.8*
% of sexually active unmarried adolescent girls (aged 15-19) who currently use at least one method of modern contraception	30.1	

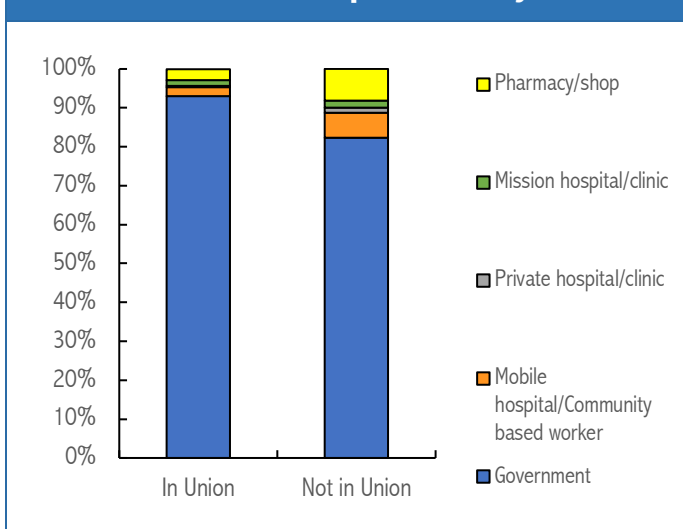
### Current use and non-use of contraception, 15-19 years<sup>8</sup> (2018)



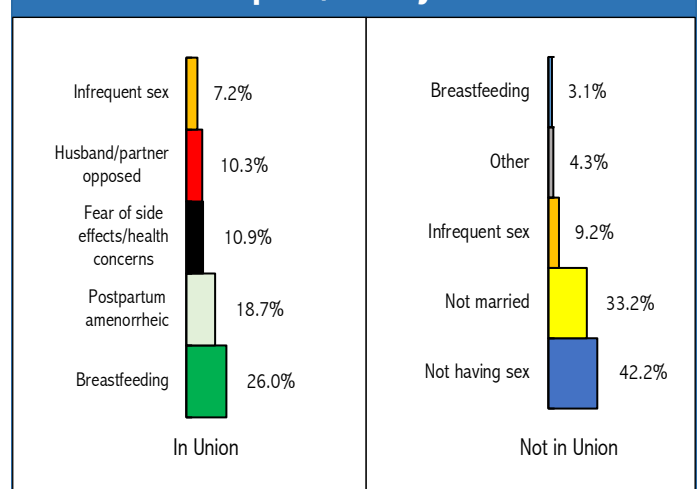
### Contraceptive method mix, 15-19 years<sup>8</sup> (2018)



### Main sources of contraception, 15-19 years<sup>8</sup> (2018)



### Main reasons for not intending to use contraception, 15-19 years<sup>8</sup> (2018)



## HIV/AIDS, SEXUALLY TRANSMITTED INFECTIONS (STIs) AND HUMAN PAPILLOMA VIRUS (HPV)

	Female			Male		
	10-19 years	10-14 years	15-19 years	10-19 years	10-14 years	15-19 years
Number of adolescents living with HIV <sup>9</sup> (2020)	42,000	11,000	30,000	26,000	11,000	15,000
Number of new HIV infections among adolescents per year <sup>9</sup> (2020)	6,800	No data	6,800	1,900	No data	1,900
% of adolescents with comprehensive knowledge about AIDS <sup>5</sup> (2018)	No data	No data	40.5	No data	No data	38.6
% prevalence of sexually transmitted infections among adolescents <sup>5</sup> (2018)	No data	No data	3.6	No data	No data	4.8
% of sexually active adolescents who had an HIV test in the last 12 months and received the results <sup>5</sup> (2018)	No data	No data	65.3	No data	No data	40.4
% of girls, 15 or older, who have completed the full three dose vaccination schedule for HPV	No data	No data	No data	No data	No data	No data

## MENSTRUAL HEALTH

	10-14 years	15-19 years
% of adolescent girls who were aware of menstruation before the onset of their first menstruation	No data	No data
% of adolescent girls who did not participate in social activities, school, or work due to their last menstruation in the last 12 months	No data	No data

## DATA SOURCES

- World Population Prospects, 2019 Revision. *Population data*. United Nations Department of Economic and Social Affairs, Population Division. Available from: <https://esa.un.org/unpd/wpp/Download/Standard/Population/> [Accessed 17<sup>th</sup> October, 2019].
- United Nations. *World Urbanization Prospects, the 2014 Revision*. New York: United Nations; Department of Economic and Social Affairs, Population Division; 2014.
- Keeley B, Little C. *The State of the World's Children 2017: Children in a Digital World*. UNICEF: New York; 2017.
- UNESCO Institute of Statistics. *UIS Statistics*. Available from: <http://data.uis.unesco.org> [Accessed 23<sup>rd</sup> September 2019].
- Zambia Statistics Agency, Ministry of Health (MOH) Zambia, and ICF. *Zambia Demographic and Health Survey 2018*. Lusaka, Zambia, and Rockville, Maryland, USA: Zambia Statistics Agency, Ministry of Health, and ICF; 2019.  
\*Unmet need for modern methods of contraception for girls not married/in union is for the proportion that are sexually active in the last month.
- United Nations Department of Economic and Social Affairs, Population Division. *World Population Prospects. Fertility data- 2020-2025*. Available from: <https://population.un.org/wpp/Download/Standard/Fertility/> [Accessed 30<sup>th</sup> October 2019].
- UNICEF. *Adolescent health*. Available from: <https://data.unicef.org/topic/maternal-health/adolescent-health/#status> [Accessed 23<sup>rd</sup> February, 2019].
- Zambia Statistics Agency, Ministry of Health (MOH) Zambia, and ICF. *Zambia Demographic and Health Survey 2018/ ZMIR71FL.DTA*. Lusaka, Zambia, and Rockville, Maryland, USA: Zambia Statistics Agency, Ministry of Health, and ICF; 2019.
- UNAIDS. *Trends of new HIV infections*. Available from: <http://aidsinfo.unaids.org> [Accessed 9<sup>th</sup> October 2020].