

Uganda Contraception within the context of adolescents' sexual and reproductive lives: Country profile

SOCIO-DEMOGRAPHIC CHARACTERISTICS					
	Both Sexes	Female		Male	
	10-19 years	10-14 years	15-19 years	10-14 years	15-19 years
Total population of adolescents (millions) ^{1 (2020)}	11.4	3.1	2.6	3.1	2.6
% of total population that are adolescents ^{1 (2020)}	25.0	13.2	11.3	13.8	11.7
% of adolescents that live in rural areas ^{2 (2014)}	83.2	84.3	78.6	86.6	82.2
% of total rural population that are adolescents ^{2 (2014)}	24.3	13.5	10.4	13.9	10.9
% of total urban population that are adolescents ^{2 (2014)}	25.6	13.0	14.7	11.2	12.3
% national monetary child poverty ^{3 (2017)}	22.0				
Completion rate for lower secondary school ^{4 (2016)}	Female	24.5			
	Male	28.2			
Completion rate for upper secondary school ^{4 (2016)}	Female	15.8			
	Male	20.0			
Out of school rate	Female	No data			
	Male	No data			

CHILD MARRIAGE/UNION STATUS ^{5 (2016)}		
	Female	Male
Adolescents, 15-19, who are married/ in union (%)	19.9	1.9
% married/in union before age 15 (aged 20-24)	7.3	0.0
% married/in union before age 18 (aged 20-24)	34.0	5.5

FEMALE GENITAL MUTILATION ^{5 (2016)}		
	10-14 years	15-19 years
% of girls who have undergone female genital mutilation/cutting	No data	1.0

GENDER-BASED VIOLENCE ^{5 (2016)}		
% of girls who report experiencing:	10-14 years	15-19 years
Physical violence in the last 12 months	No data	22.7
Sexual violence in the last 12 months	No data	5.3
% of adolescents (aged 15-19) who think a husband is justified in hitting or beating his wife in certain circumstances		
Female	Male	
57.5	53.0	

SEXUAL ACTIVITY ^{5 (2016)}				
	Female		Male	
	10-14 years	15-19 years	10-14 years	15-19 years
% of adolescents engaged in pre-coital physical behavior	No data	No data	No data	No data
% of adolescents that ever had sex	No data	45.7	No data	42.9
% of adolescents having had sex by age 15	No data	10.3	No data	16.7
% of adolescents sexually active in the last month	No data	20.7	No data	10.9

CHILDBEARING		
% of adolescent girls who have begun childbearing ^{5 (2016)}	10-14 years	No data
	15-19 years	24.8
% of women (aged 20-24) who gave birth before 18 years ^{5 (2016)}	28.4	
Number of births per 1,000 girls, 15-19 ^{6 (2019)}	105.0	
% of adolescent girls (aged 15-19) with live births who received antenatal care (ANC4+ visits) ^{7 (2016)}	59.4	
% of births among girls (aged 15-19) attended by skilled health personnel ^{5 (2016)}	78.3	

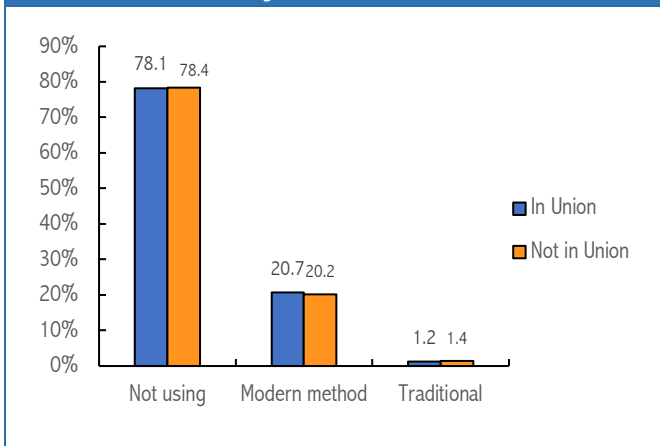
ABORTION

	10-14 years	15-19 years
Abortion rate per 1,000 girls	No data	No data

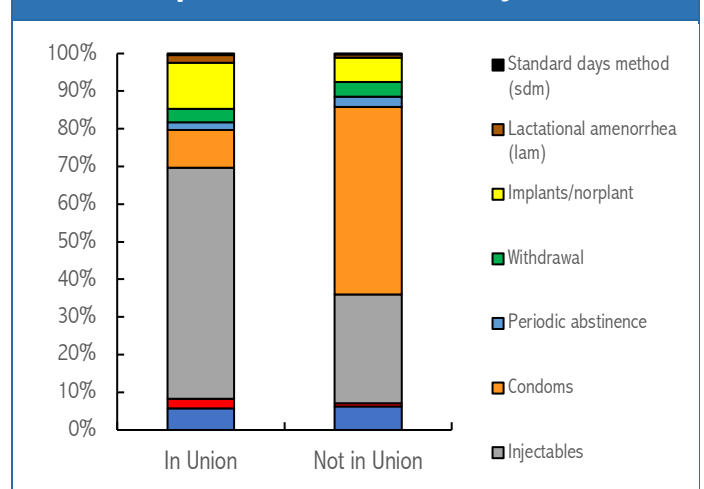
FERTILITY INTENTIONS & CONTRACEPTIVE USE^{5,8} (2016)

% of most recent pregnancies experienced by adolescent girls aged 15-19, including current pregnancies, by planning status	Married/ In union	Unmarried/ not in union
Last pregnancy wanted (<2 years)	58.8	25.4
Last pregnancy wanted later (>=2 years)	40.3	71.1
Last pregnancy not wanted at all	0.9	3.5
% of adolescent girls (aged 15-19) with an unmet need for modern methods of contraception	30.4	45.1*
% of sexually active unmarried adolescent girls (aged 15-19) who currently use at least one method of modern contraception	40.3	

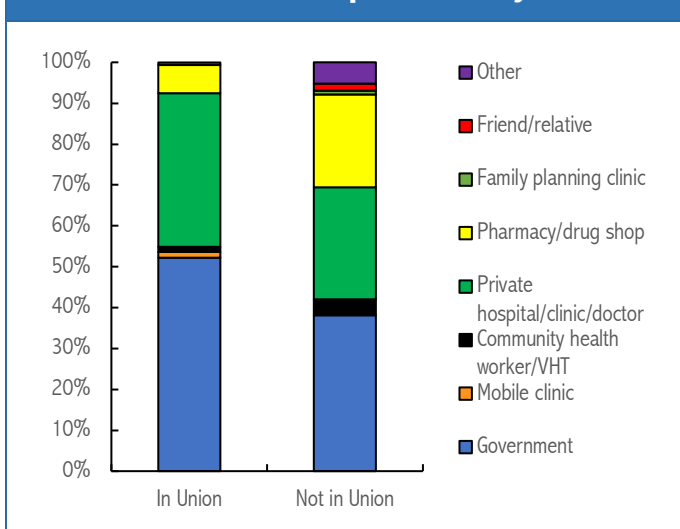
Current use and non-use of contraception, 15-19 years⁸ (2016)



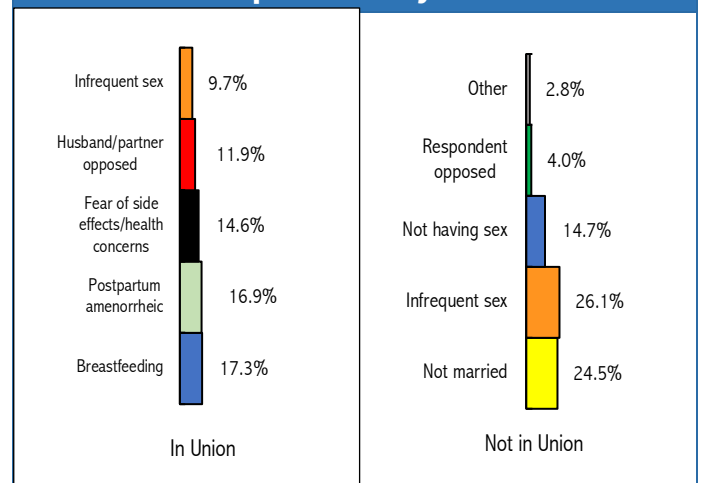
Contraceptive method mix, 15-19 years⁸ (2016)



Main sources of contraception, 15-19 years⁸ (2016)



Main reasons for not intending to use contraception, 15-19 years⁸ (2016)



HIV/AIDS, SEXUALLY TRANSMITTED INFECTIONS (STIs) AND HUMAN PAPILLOMA VIRUS (HPV)

	Female			Male		
	10-19 years	10-14 years	15-19 years	10-19 years	10-14 years	15-19 years
Number of adolescents living with HIV ⁹ (2020)	62,000	22,000	40,000	42,000	22,000	20,000
Number of new HIV infections among adolescents per year ⁹ (2020)	7,200	No data	7,200	980	No data	980
% of adolescents with comprehensive knowledge about AIDS ⁵ (2016)	No data	No data	40.7	No data	No data	40.2
% prevalence of sexually transmitted infections among adolescents ⁵ (2016)	No data	No data	19.0	No data	No data	15.1
% of sexually active adolescents who had an HIV test in the last 12 months and received the results ⁵ (2016)	No data	No data	61.4	No data	No data	40.1
% of girls, 15 or older, who have completed the full three dose vaccination schedule for HPV	No data	No data	No data	No data	No data	No data

MENSTRUAL HEALTH

	10-14 years	15-19 years
% of adolescent girls who were aware of menstruation before the onset of their first menstruation	No data	No data
% of adolescent girls who did not participate in social activities, school, or work due to their last menstruation in the last 12 months	No data	No data

DATA SOURCES

- World Population Prospects, 2019 Revision. *Population data*. United Nations Department of Economic and Social Affairs, Population Division. Available from: <https://esa.un.org/unpd/wpp/Download/Standard/Population/> [Accessed 17th October, 2019].
- United Nations. *World Urbanization Prospects, the 2014 Revision*. New York: United Nations; Department of Economic and Social Affairs, Population Division; 2014.
- Keeley B, Little C. *The State of the World's Children 2017: Children in a Digital World*. UNICEF: New York; 2017.
- UNESCO Institute of Statistics. *UIS Statistics*. Available from: <http://data.uis.unesco.org> [Accessed 23rd September 2019].
- Uganda Bureau of Statistics- UBOS and ICF. *Uganda Demographic and Health Survey 2016*. Kampala, Uganda and Rockville, Maryland, USA: UBOS and ICF; 2018.
*Unmet need for modern methods of contraception for girls not married/in union is for the proportion that are sexually active in the last month.
- United Nations Department of Economic and Social Affairs, Population Division. *World Population Prospects. Fertility data- 2020-2025*. Available from: <https://population.un.org/wpp/Download/Standard/Fertility/> [Accessed 30th October 2019].
- UNICEF. *Adolescent health*. Available from: <https://data.unicef.org/topic/maternal-health/adolescent-health/#status> [Accessed 23rd February, 2019].
- Uganda Bureau of Statistics- UBOS and ICF. *Uganda Demographic and Health Survey 2016/ UGIR7AFL.DTA*. Kampala, Uganda and Rockville, Maryland, USA: UBOS and ICF; 2018.
- UNAIDS. *Trends of new HIV infections*. Available from: <http://aidsinfo.unaids.org> [Accessed 9th October 2020].