

Sierra Leone Contraception within the context of adolescents' sexual and reproductive lives: Country profile

SOCIO-DEMOGRAPHIC CHARACTERISTICS					
	Both Sexes	Female		Male	
	10-19 years	10-14 years	15-19 years	10-14 years	15-19 years
Total population of adolescents (millions) ¹ (2020)	1.9	0.5	0.4	0.5	0.4
% of total population that are adolescents ¹ (2020)	23.4	12.4	10.9	12.5	11.0
% of adolescents that live in rural areas ² (2014)	55.2	52.9	56.2	56.8	54.8
% of total rural population that are adolescents ² (2014)	21.2	10.7	9.8	12.0	10.0
% of total urban population that are adolescents ² (2014)	26.0	14.9	12.0	13.2	11.9
% national monetary child poverty ³ (2017)	No data				
Completion rate for lower secondary school ⁴ (2017)	Female	42.0			
	Male	47.1			
Completion rate for upper secondary school ⁴ (2017)	Female	14.8			
	Male	24.6			
Out of school rate ⁴ (2018)	Female	58.8			
	Male	57.3			

CHILD MARRIAGE/UNION STATUS ⁵ (2016-17)		
	Female	Male
Adolescents, 15-19, who are married/ in union (%)	15.3	1.6
% married/in union before age 15 (aged 20-24)	12.9	2.8
% married/in union before age 18 (aged 20-24)	29.9	6.5

FEMALE GENITAL MUTILATION ⁵ (2016-17)		
	10-14 years	15-19 years
% of girls who have undergone female genital mutilation/cutting	No data	64.3

GENDER-BASED VIOLENCE		
% of girls who report experiencing ⁶ (2013):	10-14 years	15-19 years
Physical violence in the last 12 months	No data	26.1
Sexual violence in the last 12 months	No data	2.7
% of adolescents (aged 15-19) who think a husband is justified in hitting or beating his wife in certain circumstances ⁵ (2016-17)	Female	Male
	43.9	28.6

SEXUAL ACTIVITY ⁶ (2013)				
	Female		Male	
	10-14 years	15-19 years	10-14 years	15-19 years
% of adolescents engaged in pre-coital physical behavior	No data	No data	No data	No data
% of adolescents that ever-had sex	No data	64.5	No data	44.4
% of adolescents having had sex by age 15	No data	19.3	No data	10.4
% of adolescents sexually active in the last month	No data	33.5	No data	20.2

CHILDBEARING		
% of adolescent girls who have begun childbearing ⁵ (2019)	10-14 years	No data
	15-19 years	21.3
% of women (aged 20-24) who gave birth before 18 years ⁵ (2017)	30.6	
Number of births per 1,000 girls, 15-19 ⁷ (2019)	99.8	
% of adolescent girls (aged 15-19) with live births who received antenatal care (ANC4+ visits) ⁵ (2019)	81.6	
% of births among girls (aged 15-19) attended by skilled health personnel ⁵ (2016-17)	81.4	

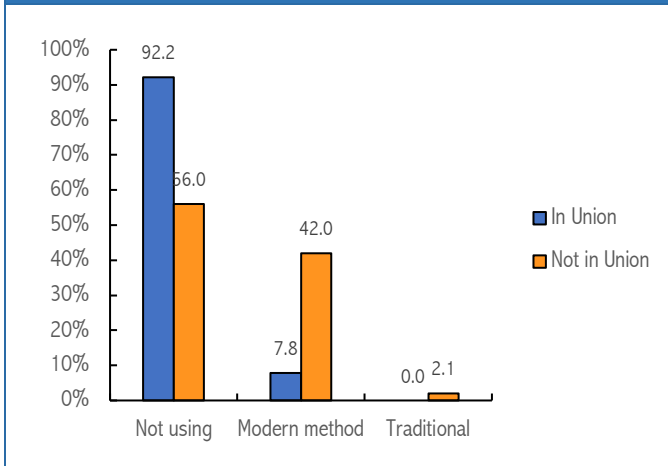
ABORTION

	10-14 years	15-19 years
Abortion rate per 1,000 girls	No data	No data

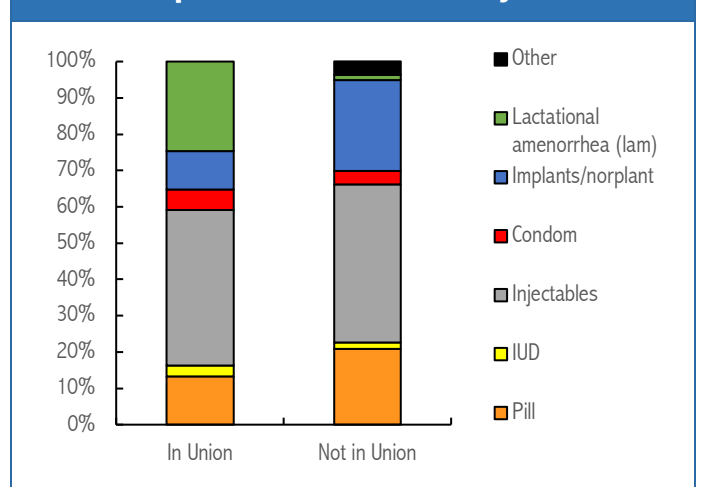
FERTILITY INTENTIONS & CONTRACEPTIVE USE^{5,8} (2013)

% of most recent pregnancies experienced by adolescent girls aged 15-19, including current pregnancies by planning status ⁶ (2013)	Married/ In union	Unmarried/ not in union
Last pregnancy wanted (<2 years)	76.9	40.8
Last pregnancy wanted later (>=2 years)	22.0	58.4
Last pregnancy not wanted at all	1.1	0.8
% of adolescent girls (aged 15-19) with an unmet need for modern methods of contraception ⁹ (2019) *	28.0	36.3*
% of sexually active unmarried adolescent girls (aged 15-19) who currently use at least one method of modern contraception ⁶ (2013)	53.9	

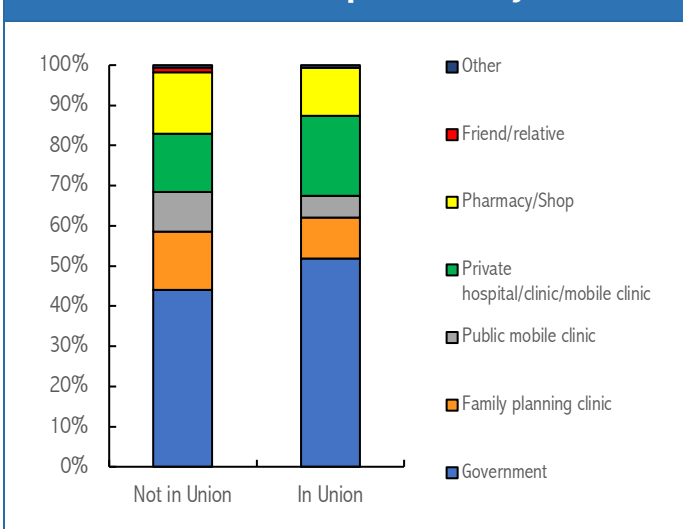
Current use and non-use of contraception, 15-19 years⁸ (2013)



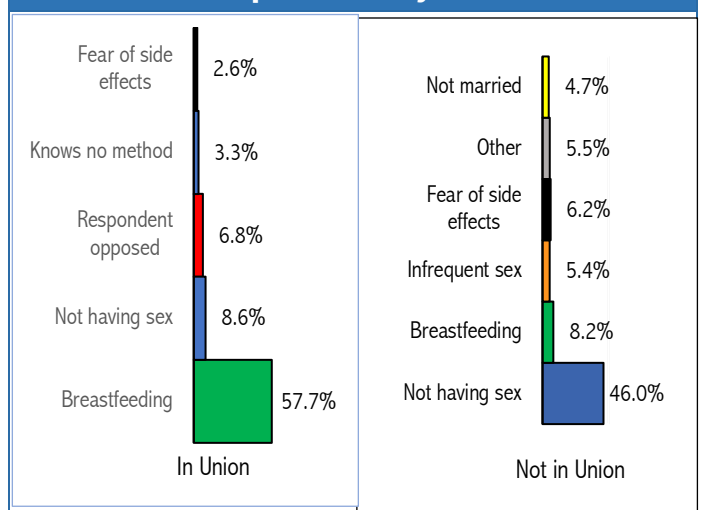
Contraceptive method mix, 15-19 years⁸ (2013)



Main sources of contraception, 15-19 years⁸ (2013)



Main reasons for not intending to use contraception, 15-19 years⁸ (2013)



HIV/AIDS, SEXUALLY TRANSMITTED INFECTIONS (STIs) AND HUMAN PAPILLOMA VIRUS (HPV)

	Female			Male		
	10-19 years	10-14 years	15-19 years	10-19 years	10-14 years	15-19 years
Number of adolescents living with HIV ¹⁰ (2020)	4,700	1,400	3,300	3,200	1,400	1,800
Number of new HIV infections among adolescents per year ¹⁰ (2020)	750	No data	750	<500	No data	<500
% of adolescents with comprehensive knowledge about AIDS ⁹ (2019)	No data	No data	22.2	No data	No data	26.5
% prevalence of sexually transmitted infections among adolescents ⁶ (2013)	No data	No data	21.3	No data	No data	13.4
% of sexually active adolescents who had an HIV test in the last 12 months and received the results ⁵ (2016-17)	No data	No data	7.9	No data	No data	3.7
% of girls, 15 or older, who have completed the full three dose vaccination schedule for HPV	No data	No data	No data	No data	No data	No data

MENSTRUAL HEALTH

	10-14 years	15-19 years
% of adolescent girls who were aware of menstruation before the onset of their first menstruation	No data	No data
% of adolescent girls who did not participate in social activities, school, or work due to their last menstruation in the last 12 months ⁵ (2016-17)	No data	23.3

DATA SOURCES

1. World Population Prospects, 2019 Revision. *Population data*. United Nations Department of Economic and Social Affairs, Population Division. Available from: <https://esa.un.org/unpd/wpp/Download/Standard/Population/> [Accessed 17th October, 2019].
 2. United Nations. *World Urbanization Prospects, the 2014 Revision*. New York: United Nations; Department of Economic and Social Affairs, Population Division; 2014.
 3. Keeley B, Little C. *The State of the World's Children 2017: Children in a Digital World*. UNICEF: New York; 2017.
 4. UNESCO Institute of Statistics. *UIS Statistics*. Available from: <http://data.uis.unesco.org> [Accessed 23rd September 2019].
 5. Statistics Sierra Leone-SSL and UNICEF. *Sierra Leone Multiple Indicator Clustery Survey 2016-17*. New York: UNICEF: 2017.
- *Unmet need for modern methods of contraception for girls not married/in union is for the proportion that are sexually active in the last month.
6. Statistics Sierra Leone- SSL and ICF International. *Sierra Leone Demographic and Health Survey 2013*. Freetown, Sierra Leone: SSL and ICF International: 2014.
 7. United Nations Department of Economic and Social Affairs, Population Division. *World Population Prospects. Fertility data- 2020-2025*. Available from: <https://population.un.org/wpp/Download/Standard/Fertility/> [Accessed 30th October 2019].
 8. Statistics Sierra Leone- SSL and ICF International. *Sierra Leone Demographic and Health Survey 2013/ SLIR61FL.DTA*. Freetown, Sierra Leone: SSL and ICF International: 2014.
 9. Statistics Sierra Leone (Stats SL) and ICF. *Sierra Leone Demographic and Health Survey 2019: Key Indicators*. Freetown, Sierra Leone, and Rockville, Maryland, USA: Stats SL and ICF; 2019
 10. UNAIDS. *Trends of new HIV infections*. Available from: <http://aidsinfo.unaids.org> [Accessed 9th October 2020].