

Senegal Contraception within the context of adolescents' sexual and reproductive lives: Country profile

SOCIO-DEMOGRAPHIC CHARACTERISTICS					
	Both Sexes	Female		Male	
	10-19 years	10-14 years	15-19 years	10-14 years	15-19 years
Total population of adolescents (millions) ¹ (2020)	3.9	1.0	0.9	1.1	0.9
% of total population that are adolescents ¹ (2020)	23.1	12.1	10.2	13.0	10.9
% of adolescents that live in rural areas ² (2014)	55.4	57.0	51.5	59.4	52.8
% of total rural population that are adolescents ² (2014)	22.5	12.1	9.4	13.4	10.2
% of total urban population that are adolescents ² (2014)	23.3	11.8	11.5	11.7	11.7
% national monetary child poverty ³ (2017)	49.0				
Completion rate for lower secondary school ⁴ (2017)	Female	24.7			
	Male	28.8			
Completion rate for upper secondary school ⁴ (2017)	Female	10.1			
	Male	14.5			
Out of school rate ⁴ (2017)	Female	51.5			
	Male	56.3			

CHILD MARRIAGE/UNION STATUS ⁵ (2018)		
	Female	Male
Adolescents, 15-19, who are married/ in union (%)	20.8	0.0
% married/in union before age 15 (aged 20-24)	7.8	0.0
% married/in union before age 18 (aged 20-24)	25.5	0.5

FEMALE GENITAL MUTILATION ⁵ (2018)		
	10-14 years	15-19 years
% of girls who have undergone female genital mutilation/cutting	17.9	21.4

GENDER-BASED VIOLENCE ⁵ (2018)		
% of girls who report experiencing:	10-14 years	15-19 years
Physical violence in the last 12 months	No data	6.6
Sexual violence in the last 12 months	No data	2.8
% of adolescents (aged 15-19) who think a husband is justified in hitting or beating his wife in certain circumstances		
Female	Male	
45.5	48.6	

SEXUAL ACTIVITY ⁵ (2018)				
	Female		Male	
	10-14 years	15-19 years	10-14 years	15-19 years
% of adolescents engaged in pre-coital physical behavior	No data	No data	No data	No data
% of adolescents that ever-had sex	No data	24.2	No data	9.7
% of adolescents having had sex by age 15	No data	5.4	No data	3.0
% of adolescents sexually active in the last month	No data	13.5	No data	2.0

CHILDBEARING		
% of adolescent girls who have begun childbearing ⁵ (2018)	10-14 years	No data
	15-19 years	14.9
% of women (aged 20-24) who gave birth before 18 years ⁵ (2018)	14.9	
Number of births per 1,000 girls, 15-19 ⁶ (2019)	62.7	
% of adolescent girls (aged 15-19) with live births who received antenatal care (ANC4+ visits) ⁵ (2018)	53.3	
% of births among girls (aged 15-19) attended by skilled health personnel ⁵ (2018)	76.6	

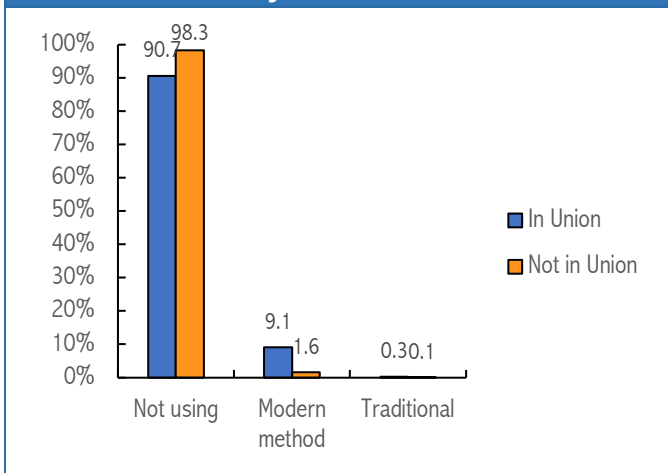
ABORTION

	10-14 years	15-19 years
Abortion rate per 1,000 girls	No data	No data

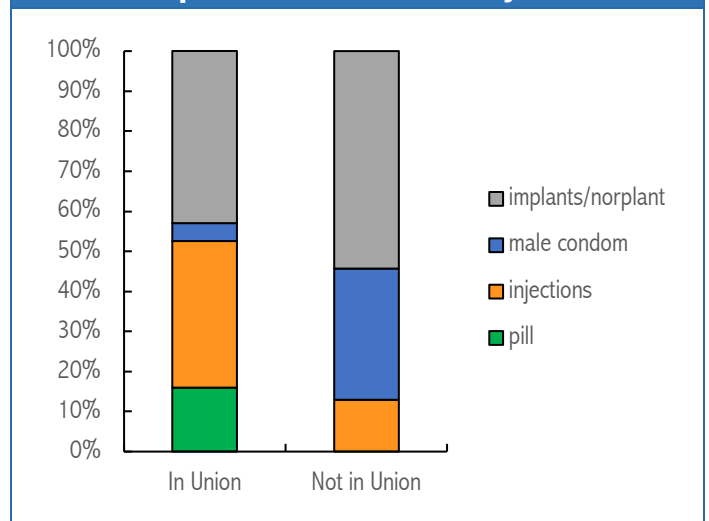
FERTILITY INTENTIONS & CONTRACEPTIVE USE^{5,7 (2018)}

% of most recent pregnancies experienced by adolescent girls aged 15-19 in the 5 years preceding the survey, including current pregnancies, by planning status	Married/ In union	Unmarried/ not in union
Last pregnancy wanted (<2 years)	91.2	35.4
Last pregnancy wanted later (>=2 years)	8.6	59.9
Last pregnancy not wanted at all	0.2	4.8
% of adolescent girls (aged 15-19) with an unmet need for modern methods of contraception	18.9	64.0*
% of sexually active unmarried adolescent girls (aged 15-19) who currently use at least one method of modern contraception ^{8 (2017)}	23.6	

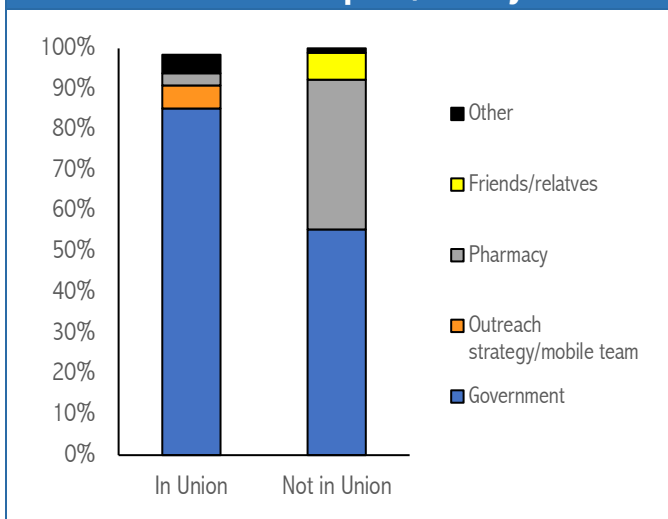
Current use and non-use of contraception, 15-19 years^{7 (2018)}



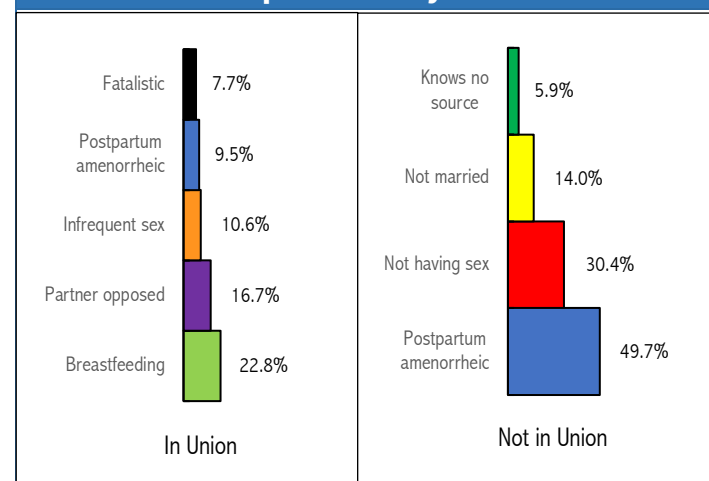
Contraceptive method mix, 15-19 years^{7 (2018)}



Main sources of contraception, 15-19 years^{7 (2018)}



Main reasons for not intending to use contraception, 15-19 years^{8 (2017)}



HIV/AIDS, SEXUALLY TRANSMITTED INFECTIONS (STIs) AND HUMAN PAPILLOMA VIRUS (HPV)

	Female			Male		
	10-19 years	10-14 years	15-19 years	10-19 years	10-14 years	15-19 years
Number of adolescents living with HIV ⁹ (2020)	1,400	710	710	1,400	730	640
Number of new HIV infections among adolescents per year ⁹ (2020)	<100	No data	<100	<100	No data	<100
% of adolescents with comprehensive knowledge about AIDS ¹⁰ (2017)	No data	No data	20.3	No data	No data	25.7
% prevalence of sexually transmitted infections among adolescents ¹⁰ (2017)	No data	No data	18.2	No data	No data	1.3
% of sexually active adolescents who had an HIV test in the last 12 months and received the results ¹⁰ (2017)	No data	No data	17.6	No data	No data	4.2
% of girls, 15 or older, who have completed the full three dose vaccination schedule for HPV	No data	No data	No data	No data	No data	No data

MENSTRUAL HEALTH

	10-14 years	15-19 years
% of adolescent girls who were aware of menstruation before the onset of their first menstruation	No data	No data
% of adolescent girls who did not participate in social activities, school, or work due to their last menstruation in the last 12 months	No data	No data

DATA SOURCES

- World Population Prospects, 2019 Revision. *Population data*. United Nations Department of Economic and Social Affairs, Population Division. Available from: <https://esa.un.org/unpd/wpp/Download/Standard/Population/> [Accessed 17th October, 2019].
- United Nations. *World Urbanization Prospects, the 2014 Revision*. New York: United Nations; Department of Economic and Social Affairs, Population Division; 2014.
- Keeley B, Little C. *The State of the World's Children 2017: Children in a Digital World*. UNICEF: New York; 2017.
- UNESCO Institute of Statistics. *UIS Statistics*. Available from: <http://data.uis.unesco.org> [Accessed 2nd November 2019].
- Agence Nationale de la Statistique et de la Démographie (ANSD) [Sénégal], et ICF. *Sénégal: Enquête Démographique et de Santé Continue (EDS-Continue 2018)*. Rockville, Maryland, USA: ANSD et ICF; 2018.
*Unmet need for modern methods of contraception for girls not married/in union is for the proportion that are sexually active in the last month.
- United Nations Department of Economic and Social Affairs, Population Division. *World Population Prospects. Fertility data- 2020-2025*. Available from: <https://population.un.org/wpp/Download/Standard/Fertility/> [Accessed 30th October 2019].
- Agence Nationale de la Statistique et de la Démographie (ANSD) [Sénégal], et ICF. *Sénégal: Enquête Démographique et de Santé Continue (EDS-Continue 2018)/ SNIR81FL.DTA*. Rockville, Maryland, USA: ANSD et ICF; 2018.
- Agence Nationale de la Statistique et de la Démographie - ANSD/Sénégal, et ICF. *Sénégal: Enquête Démographique et de Santé Continue - EDS-Continue 2017/SNIR7ZFL.DTA*. Rockville, Maryland, USA: ANSD et ICF; 2018.
- UNAIDS. *Trends of new HIV infections*. Available from: <http://aidsinfo.unaids.org> [Accessed 10th October 2020].
- Agence Nationale de la Statistique et de la Démographie - ANSD/Sénégal, et ICF. *Sénégal: Enquête Démographique et de Santé Continue - EDS-Continue 2017*. Rockville, Maryland, USA: ANSD et ICF; 2018.