

Mozambique Contraception within the context of adolescents' sexual and reproductive lives: Country profile

SOCIO-DEMOGRAPHIC CHARACTERISTICS					
	Both Sexes	Female		Male	
	10-19 years	10-14 years	15-19 years	10-14 years	15-19 years
Total population of adolescents (millions) ¹ (2020)	7.6	2.0	1.8	2.0	1.8
% of total population that are adolescents ¹ (2020)	24.3	12.6	11.1	13.3	11.6
% of adolescents that live in rural areas ² (2014)	64.0	65.3	62.4	67.3	59.9
% of total rural population that are adolescents ² (2014)	22.6	12.4	9.5	13.7	9.7
% of total urban population that are adolescents ² (2014)	26.8	14.4	12.5	13.5	13.2
% national monetary child poverty ³ (2017)	No data				
Completion rate for lower secondary school	Female	No data			
	Male	No data			
Completion rate for upper secondary school	Female	No data			
	Male	No data			
Out of school rate ⁴ (2015)	Female	56.9			
	Male	48.7			

CHILD MARRIAGE/UNION STATUS ⁵ (2015)		
	Female	Male
Adolescents, 15-19, who are married/ in union (%)	43.1	8.1
% married/in union before age 15 (aged 20-24)	16.8	No recent data
% married/in union before age 18 (aged 20-24)	53.0	9.7

FEMALE GENITAL MUTILATION		
	10-14 years	15-19 years
% of girls who have undergone female genital mutilation/cutting	No data	No data

GENDER-BASED VIOLENCE ⁵ (2015)		
	10-14 years	15-19 years
% of girls who report experiencing:		
Physical violence in the last 12 months	No data	8.9
Sexual violence in the last 12 months	No data	2.3
% of adolescents (aged 15-19) who think a husband is justified in hitting or beating his wife in certain circumstances		
Female	Male	
13.6	20.6	

SEXUAL ACTIVITY ⁵ (2015)				
	Female		Male	
	10-14 years	15-19 years	10-14 years	15-19 years
% of adolescents engaged in pre-coital physical behavior	No data	No data	No data	No data
% of adolescents that ever-had sex	No data	72.0	No data	63.8
% of adolescents having had sex by age 15	No data	24.5	No data	26.5
% of adolescents sexually active in the last month ⁴	No data	39.1	No data	34.6

CHILDBEARING		
% of adolescent girls who have begun childbearing ⁵ (2015)	10-14 years	No data
	15-19 years	46.4
% of women (aged 20-24) who gave birth before 18 years ⁶ (2011)	40.2	
Number of births per 1,000 girls, 15-19 ⁷ (2019)	136.8	
% of adolescent girls (aged 15-19) with live births who received antenatal care (ANC4+ visits) ⁵ (2015)	55.1	
% of births among girls (aged 15-19) attended by skilled health personnel ⁵ (2015)	61.3	

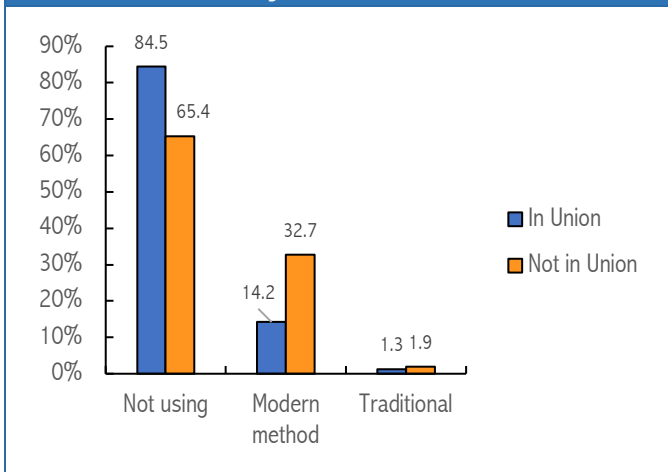
ABORTION

	10-14 years	15-19 years
Abortion rate per 1,000 girls	No data	No data

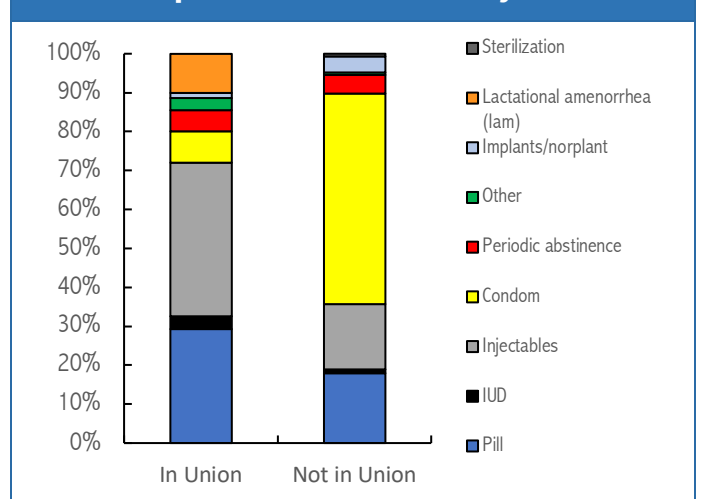
FERTILITY INTENTIONS & CONTRACEPTIVE USE

% of most recent pregnancies experienced by adolescent girls aged 15-19, including current pregnancies by planning status ⁸⁽²⁰¹¹⁾	Married/ In union	Unmarried/ not in union
Last pregnancy wanted (<2 years)	78.6	51.8
Last pregnancy wanted later (>=2 years)	20.4	46.2
Last pregnancy not wanted at all	1.0	2.0
% of adolescent girls (aged 15-19) with an unmet need for modern methods of contraception ⁵⁽²⁰¹⁵⁾	26.2	36.4
% of sexually active unmarried adolescent girls (aged 15-19) who currently use at least one method of modern contraception ^{5 (2015)}	44.3	

Current use and non-use of contraception, 15-19 years^{8 (2011)}



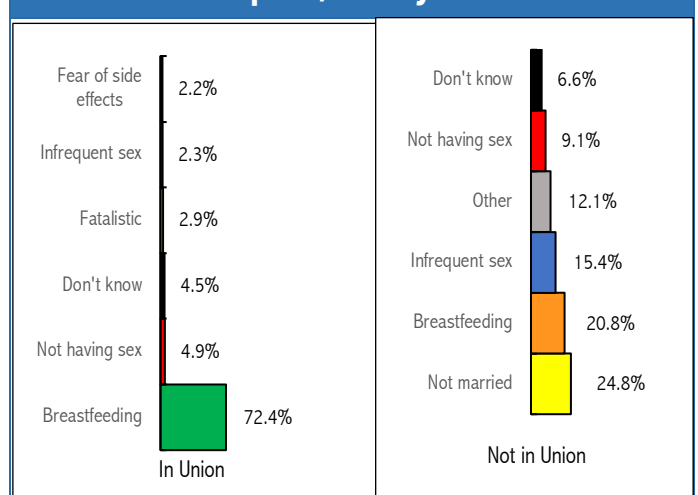
Contraceptive method mix, 15-19 years^{8 (2011)}



Main sources of contraception, 15-19 years

No data available

Main reasons for not intending to use contraception, 15-19 years^{8 (2011)}



HIV/AIDS, SEXUALLY TRANSMITTED INFECTIONS (STIs) AND HUMAN PAPILLOMA VIRUS (HPV)

	Female			Male		
	10-19 years	10-14 years	15-19 years	10-19 years	10-14 years	15-19 years
Number of adolescents living with HIV ⁹ (2020)	90,000	24,000	67,000	50,000	24,000	26,000
Number of new HIV infections among adolescents per year ⁹ (2020)	18,000	No data	18,000	4,200	No data	4,200
% of adolescents with comprehensive knowledge about AIDS ⁵ (2015)	No data	No data	27.7	No data	No data	28.0
% prevalence of sexually transmitted infections among adolescents ⁵ (2015)	No data	No data	6.4	No data	No data	6.4
% of sexually active adolescents who had an HIV test in the last 12 months and received the results ⁵ (2015)	No data	No data	33.5	No data	No data	12.1
% of girls, 15 or older, who have completed the full three dose vaccination schedule for HPV	No data	No data	No data	No data	No data	No data

MENSTRUAL HEALTH

	10-14 years	15-19 years
% of adolescent girls who were aware of menstruation before the onset of their first menstruation	No data	No data
% of adolescent girls who did not participate in social activities, school, or work due to their last menstruation in the last 12 months	No data	No data

DATA SOURCES

- World Population Prospects, 2019 Revision. *Population data*. United Nations Department of Economic and Social Affairs, Population Division. Available from: <https://esa.un.org/unpd/wpp/Download/Standard/Population/> [Accessed 17th October, 2019].
- United Nations. *World Urbanization Prospects, the 2014 Revision*. New York: United Nations; Department of Economic and Social Affairs, Population Division; 2014.
- Keeley B, Little C. *The State of the World's Children 2017: Children in a Digital World*. UNICEF: New York; 2017.
- UNESCO Institute of Statistics. *UIS Statistics*. Available from: <http://data.uis.unesco.org> [Accessed 23rd September 2019].
- Ministério da Saúde- MISAU, Instituto Nacional de Estatística - INE, and ICF. *Inquérito de Indicadores de Imunização, Malária e HIV/SIDA em Moçambique - IMASIDA, 2015*. Maputo/Moçambique: MISAU/Moçambique, INE, and ICF; 2015.
*Unmet need for modern methods of contraception for girls not married/in union is for the proportion that are sexually active in the last month.
- Ministerio da Saude - MISAU/Moçambique, Instituto Nacional de Estatística - INE/Moçambique and ICF International. *Moçambique Inquérito Demográfico e de Saúde 2011*. Calverton, Maryland, USA: MISA/Moçambique, INE/Moçambique and ICF International; 2011.
- United Nations Department of Economic and Social Affairs, Population Division. *World Population Prospects. Fertility data- 2020-2025*. Available from: <https://population.un.org/wpp/Download/Standard/Fertility/> [Accessed 30th October 2019].
- Ministerio da Saude - MISAU/Moçambique, Instituto Nacional de Estatística - INE/Moçambique and ICF International. *Moçambique Inquérito Demográfico e de Saúde 2011 | MZIR71FL.DTA*. Calverton, Maryland, USA: MISA/Moçambique, INE/Moçambique and ICF International; 2011.
- UNAIDS. *Trends of new HIV infections*. Available from: <http://aidsinfo.unaids.org> [Accessed 9th October 2020].