

Kenya Contraception within the context of adolescents' sexual and reproductive lives: Country profile

SOCIO-DEMOGRAPHIC CHARACTERISTICS					
	Both Sexes	Female		Male	
	10-19 years	10-14 years	15-19 years	10-14 years	15-19 years
Total population of adolescents (millions) ¹ (2020)	12.7	3.3	3.0	3.4	3.0
% of total population that are adolescents ¹ (2020)	23.7	12.3	11.0	12.7	11.3
% of adolescents that live in rural areas ² (2014)	78.1	78.9	74.8	80.1	78.3
% of total rural population that are adolescents ² (2014)	23.7	12.8	10.2	13.4	10.9
% of total urban population that are adolescents ² (2014)	19.2	10.2	10.3	9.4	8.6
% national monetary child poverty ³ (2017)	No data				
Completion rate for lower secondary school ⁴ (2014)	Female	74.9			
	Male	66.1			
Completion rate for upper secondary school ⁴ (2014)	Female	39.1			
	Male	46.0			
Out of school rate	Female	No data			
	Male	No data			

CHILD MARRIAGE/UNION STATUS ⁵ (2014)		
	Female	Male
Adolescents, 15-19, who are married/ in union (%)	11.9	0.6
% married/in union before age 15 (aged 20-24)	4.4	0.3
% married/in union before age 18 (aged 20-24)	22.9	2.5

FEMALE GENITAL MUTILATION ⁵ (2014)		
	10-14 years	15-19 years
% of girls who have undergone female genital mutilation/cutting	6.9	11.4

GENDER-BASED VIOLENCE ⁵ (2014)		
% of girls who report experiencing:	10-14 years	15-19 years
Physical violence in the last 12 months	No data	18.1
Sexual violence in the last 12 months	No data	2.7
% of adolescents (aged 15-19) who think a husband is justified in hitting or beating his wife in certain circumstances		
	Female	Male
	44.5	36.7

SEXUAL ACTIVITY ⁵ (2014)				
	Female		Male	
	10-14 years	15-19 years	10-14 years	15-19 years
% of adolescents engaged in pre-coital physical behavior	No data	No data	No data	No data
% of adolescents that ever-had sex	No data	37.3	No data	40.6
% of adolescents having had sex by age 15	No data	10.7	No data	19.6
% of adolescents sexually active in the last month	No data	11.4	No data	9.6

CHILDBEARING		
% of adolescent girls who have begun childbearing ⁵ (2014)	10-14 years	No data
	15-19 years	18.1
% of women (aged 20-24) who gave birth before 18 years ⁵⁽²⁰¹⁴⁾	23.3	
Number of births per 1,000 girls, 15-19 ⁶ (2019)	69.9	
% of adolescent girls (aged 15-19) with live births who received antenatal care (ANC4+ visits) ⁵ (2014)	49.0	
% of births among girls (aged 15-19) attended by skilled health personnel ⁵ (2015)	62.1	

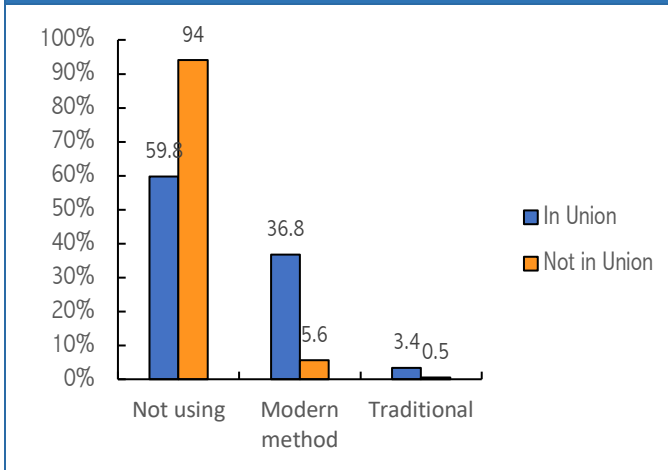
ABORTION⁷ (2012)

	10-14 years	15-19 years
Abortion rate per 1,000 girls	No data	38

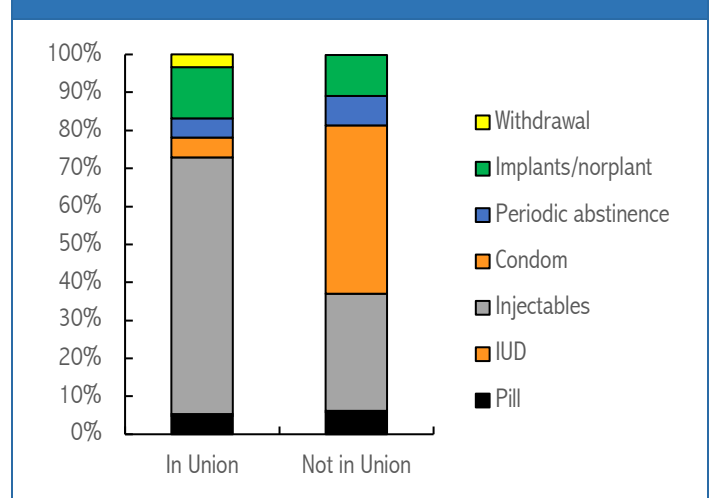
FERTILITY INTENTIONS & CONTRACEPTIVE USE^{5,8} (2014)

% of most recent pregnancies experienced by adolescent girls aged 15-19, including current pregnancies by planning status	Married/ In union	Unmarried/ not in union
Last pregnancy wanted (<2 years)	62.4	17.0
Last pregnancy wanted later (>=2 years)	37.5	82.4
Last pregnancy not wanted at all	0.2	0.7
% of adolescent girls (aged 15-19) with an unmet need for modern methods of contraception	23.0	43.9*
% of sexually active unmarried adolescent girls (aged 15-19) who currently use at least one method of modern contraception	49.3	

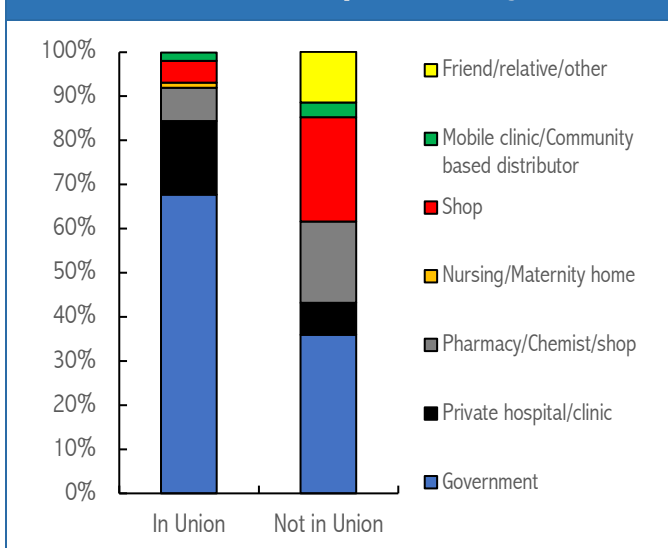
Current use and non-use of contraception, 15-19 years⁸ (2014)



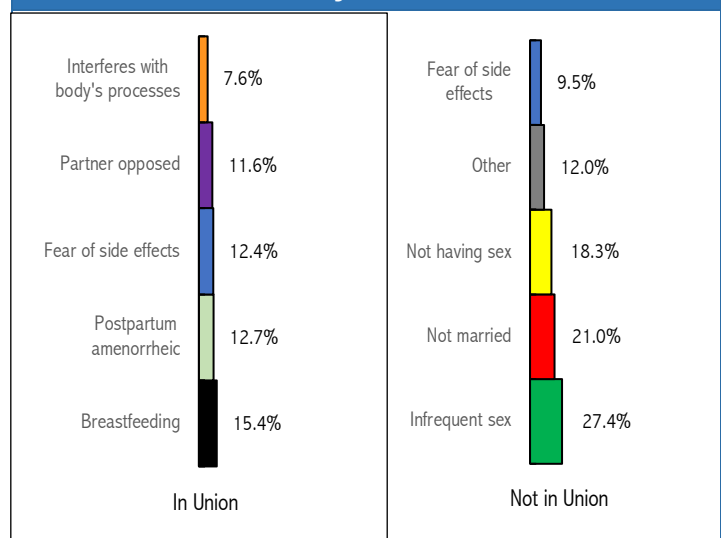
Contraceptive method mix, 15-19 years⁸ (2014)



Main sources of contraception, 15-19 years⁸ (2014)



Main reasons for not intending to use contraception, 15-19 years⁸ (2014)



HIV/AIDS, SEXUALLY TRANSMITTED INFECTIONS (STIs) AND HUMAN PAPILLOMA VIRUS (HPV)

	Female			Male		
	10-19 years	10-14 years	15-19 years	10-19 years	10-14 years	15-19 years
Number of adolescents living with HIV ⁹ (2020)	64,000	24,000	41,000	50,000	24,000	27,000
Number of new HIV infections among adolescents per year ⁹ (2020)	5,300	No data	5,300	1,000	No data	990
% of adolescents with comprehensive knowledge about AIDS ⁵ (2015)	No data	No data	49.0	No data	No data	57.7
% prevalence of sexually transmitted infections among adolescents ⁵ (2015)	No data	No data	6.3	No data	No data	2.0
% of sexually active adolescents who had an HIV test in the last 12 months and received the results ⁵ (2015)	No data	No data	64.6	No data	No data	40.1
% of girls, 15 or older, who have completed the full three dose vaccination schedule for HPV	No data	No data	No data	No data	No data	No data

MENSTRUAL HEALTH

	10-14 years	15-19 years
% of adolescent girls who were aware of menstruation before the onset of their first menstruation	No data	No data
% of adolescent girls who did not participate in social activities, school, or work due to their last menstruation in the last 12 months	No data	No data

DATA SOURCES

- World Population Prospects, 2019 Revision. *Population data*. United Nations Department of Economic and Social Affairs, Population Division. Available from: <https://esa.un.org/unpd/wpp/Download/Standard/Population/> [Accessed 17th October, 2019].
- United Nations. *World Urbanization Prospects, the 2014 Revision*. New York: United Nations; Department of Economic and Social Affairs, Population Division; 2014.
- Keeley B, Little C. *The State of the World's Children 2017: Children in a Digital World*. UNICEF: New York; 2017.
- UNESCO Institute of Statistics. *UIS Statistics*. Available from: <http://data.uis.unesco.org> [Accessed 23rd September 2019].
- Kenya National Bureau of Statistics, Ministry of Health/Kenya, National AIDS Control Council/Kenya, Kenya Medical Research Institute, National Council for Population and Development/Kenya, and ICF International. *Kenya Demographic and Health Survey 2014*. Rockville, MD, USA: Kenya National Bureau of Statistics, Ministry of Health/Kenya, National AIDS Control Council/Kenya, Kenya Medical Research Institute, National Council for Population and Development/Kenya, and ICF International; 2015.
*Unmet need for modern methods of contraception for girls not married/in union is for the proportion that are sexually active in the last month.
- United Nations Department of Economic and Social Affairs, Population Division. *World Population Prospects. Fertility data- 2020-2025*. Available from: <https://population.un.org/wpp/Download/Standard/Fertility/> [Accessed 30th October 2019].
- Sedgh G, Finer BL, Bankole A, Eilers AM, Singh S. Adolescent pregnancy, Birth and Abortion Rates Across Countries: Levels and Recent Trends. *Journal of Adolescent Health*. 2015; 56: 223-230.
- Kenya National Bureau of Statistics, Ministry of Health/Kenya, National AIDS Control Council/Kenya, Kenya Medical Research Institute, National Council for Population and Development/Kenya, and ICF International. *Kenya Demographic and Health Survey 2014/KEIR71FL.DTA*. Rockville, Maryland: General Directorate of Statistics, Kenya National Bureau of Statistics, Ministry of Health/Kenya, National AIDS Control Council/Kenya, Kenya Medical Research Institute, National Council for Population and Development/Kenya, and ICF, 2015.
- UNAIDS. *Trends of new HIV infections*. [cited 28 Sep 2019]. Available from: <http://aidsinfo.unaids.org> [Accessed 9th October 2020].