

Indonesia Contraception within the context of adolescents' sexual and reproductive lives: Country profile

SOCIO-DEMOGRAPHIC CHARACTERISTICS					
	Both Sexes	Female		Male	
	10-19 years	10-14 years	15-19 years	10-14 years	15-19 years
Total population of adolescents (millions) ¹ (2019)	46.3	11.2	11.3	11.8	12.0
% of total population that are adolescents ¹ (2019)	16.9	8.2	8.3	8.6	8.7
% of adolescents that live in rural areas ² (2014)	47.9	49.2	45.6	49.4	47.3
% of total rural population that are adolescents ² (2013)	18.8	9.8	8.6	10.2	9.1
% of total urban population that are adolescents ² (2014)	17.6	8.6	8.6	9.1	8.9
% national monetary child poverty ³ (2017)	17.0				
Completion rate for lower secondary school ⁴ (2017)	Female	88.8			
	Male	83.2			
Completion rate for upper secondary school ⁴ (2017)	Female	62.7			
	Male	63.6			
Out of school rate ⁴ (2018)	Female	17.8			
	Male	20.9			

CHILD MARRIAGE/UNION STATUS ⁵ (2017)		
	Female	Male
Adolescents, 15-19, who are married/ in union (%)	9.3	No data
% married/in union before age 15 (aged 20-24)	2.0	No data
% married/in union before age 18 (aged 20-24) ⁷ (2012)	16.3	5.3

FEMALE GENITAL MUTILATION		
	10-14 years	15-19 years
% of girls who have undergone female genital mutilation/cutting	No data	No data

GENDER-BASED VIOLENCE ⁵ (2017)		
	10-14 years	15-19 years
% of girls who report experiencing:		
Physical violence in the last 12 months	No data	No data
Sexual violence in the last 12 months	No data	No data
% of adolescents (aged 15-19) who think a husband is justified in hitting or beating his wife in certain circumstances		
Female	Male	
40.3	48.4 ⁷ (2012)	

SEXUAL ACTIVITY ⁵ (2017)				
	Female		Male	
	10-14 years	15-19 years	10-14 years	15-19 years
% of adolescents engaged in pre-coital physical behavior	No data	No data	No data	No data
% of adolescents that ever-had sex	No data	10.9	No data	No data
% of adolescents having had sex by age 15	No data	1.3	No data	No data
% of adolescents sexually active in the last month	No data	7.6	No data	No data

CHILDBEARING		
	10-14 years	15-19 years
% of adolescent girls who have begun childbearing ⁵ (2017)	No data	7.1
% of women (aged 20-24) who gave birth before 18 years ⁵ (2017)	6.9	
Number of births per 1,000 girls, 15-19 ⁶ (2019)	45.0	
% of adolescent girls (aged 15-19) with live births who received antenatal care (ANC4+ visits) ⁵ (2017)	64.8	
% of births among girls (aged 15-19) attended by skilled health personnel ⁵ (2017)	86.9	

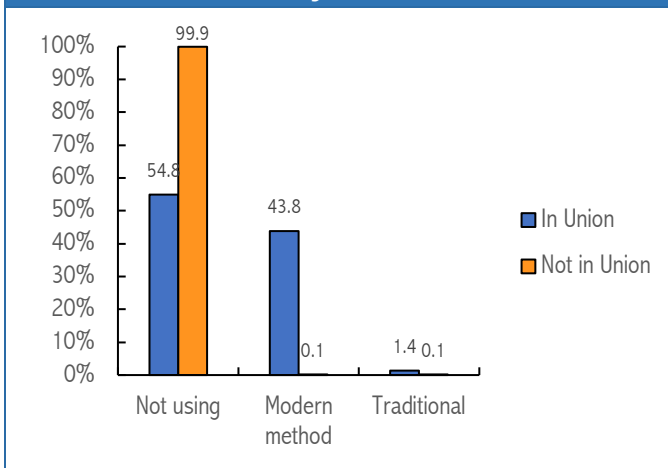
ABORTION

	10-14 years	15-19 years
Abortion rate per 1,000 girls	No data	No data

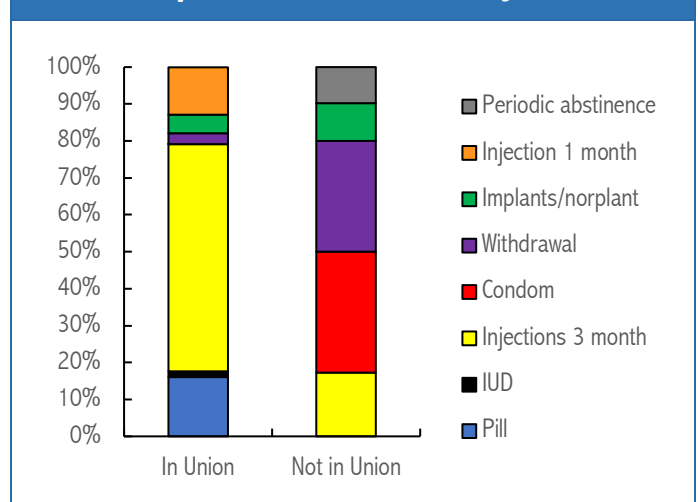
FERTILITY INTENTIONS & CONTRACEPTIVE USE^{5,8} (2017)

% of pregnancies experienced by adolescent girls aged 15-19 in the 5 years preceding the survey, including current pregnancies, by planning status	Married/ In union	Unmarried/ not in union
Last pregnancy wanted (<2 years)	87.1	48.9
Last pregnancy wanted later (>=2 years)	9.8	31.9
Last pregnancy not wanted at all	3.1	19.2
% of adolescent girls (aged 15-19) with an unmet need for modern methods of contraception	8.5	No data
% of sexually active unmarried adolescent girls (aged 15-19) who currently use at least one method of modern contraception	No data	

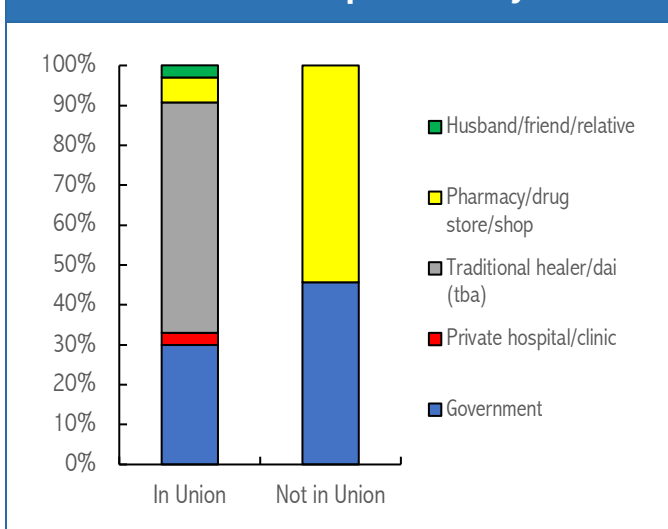
Current use and non-use of contraception, 15-19 years⁸ (2017)



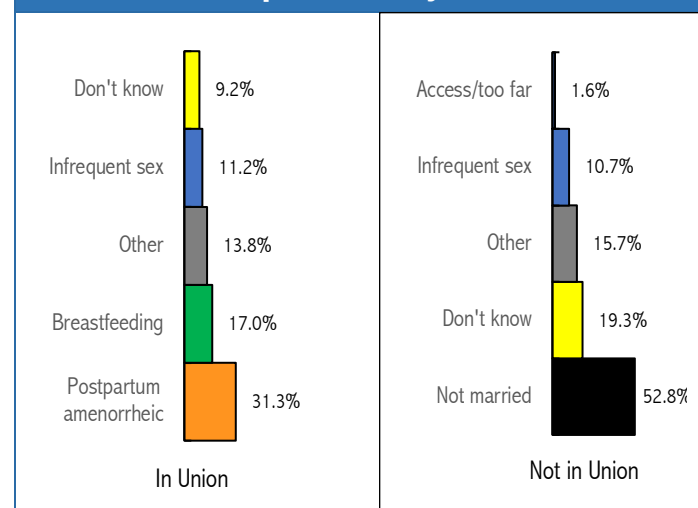
Contraceptive method mix, 15-19 years⁸ (2017)



Main sources of contraception, 15-19 years⁸ (2017)



Main reasons for not intending to use contraception, 15-19 years⁸ (2017)



HIV/AIDS, SEXUALLY TRANSMITTED INFECTIONS (STIs) AND HUMAN PAPILLOMA VIRUS (HPV)

	Female			Male		
	10-19 years	10-14 years	15-19 years	10-19 years	10-14 years	15-19 years
Number of adolescents living with HIV ⁹ (2019)	6900	1400	5500	11000	1500	9300
Number of new HIV infections among adolescents per year ⁹ (2019)	2300	No data	2300	3800	No data	3800
% of adolescents with comprehensive knowledge about AIDS ⁵ (2017)	No data	No data	21.6	No data	No data	4.0
% prevalence of sexually transmitted infections among adolescents ⁵ (2017)	No data	No data	20.5	No data	No data	No data
% of sexually active adolescents who had an HIV test in the last 12 months and received the results ⁵ (2017)	No data	No data	No data	No data	No data	No data
% of girls, 15 or older, who have completed the full three dose vaccination schedule for HPV	No data	No data	No data	No data	No data	No data

MENSTRUAL HEALTH

	10-14 years	15-19 years
% of adolescent girls who were aware of menstruation before the onset of their first menstruation	No data	No data
% of adolescent girls who did not participate in social activities, school, or work due to their last menstruation in the last 12 months	No data	No data

DATA SOURCES

- World Population Prospects, 2019 Revision. *Population data*. United Nations Department of Economic and Social Affairs, Population Division. Available from: <https://esa.un.org/unpd/wpp/Download/Standard/Population/> [Accessed 15th May, 2020].
- United Nations. *World Urbanization Prospects, the 2014 Revision*. New York: United Nations; Department of Economic and Social Affairs, Population Division; 2014.
- Keeley B, Little C. *The State of the World's Children 2017: Children in a Digital World*. UNICEF: New York; 2017.
- UNESCO Institute of Statistics. *UIS Statistics*. Available from: <http://data.uis.unesco.org> [Accessed 15th May, 2020].
- National Population and Family Planning Board (BKKBN), Statistics Indonesia (BPS), Ministry of Health (Kemenkes), and ICF. 2018. *Indonesia Demographic and Health Survey 2017*. Jakarta, Indonesia: BKKBN, BPS, Kemenkes, and ICF; 2018.
*Unmet need for modern methods of contraception for girls not married/in union is for the proportion that are sexually active in the last month.
- United Nations Department of Economic and Social Affairs, Population Division. *World Population Prospects. Fertility data- 2020-2025*. Available from: <https://population.un.org/wpp/Download/Standard/Fertility/> [Accessed 15th May 2020].
- Statistics Indonesia- Badan Pusat Statistik-BPS, National Population and Family Planning Board-BKKBN/Indonesia, Kementerian Kesehatan- Kemenkes- Ministry of Health/Indonesia, and ICF International. *Indonesia Demographic and Health Survey 2012*. Jakarta, Indonesia: BPS, BKKBN, Kemenkes, and ICF International; 2013.
- National Population and Family Planning Board (BKKBN), Statistics Indonesia (BPS), Ministry of Health (Kemenkes), and ICF. 2018. *Indonesia Demographic and Health Survey 2017/ IDIR71FL.DTA*. Jakarta, Indonesia: BKKBN, BPS, Kemenkes, and ICF; 2018.
- UNAIDS. *Trends of new HIV infections*. Available from: <http://aidsinfo.unaids.org> [Accessed 15th May, 2020].