

Haiti Contraception within the context of adolescents' sexual and reproductive lives: Country profile

| SOCIO-DEMOGRAPHIC CHARACTERISTICS | | | | | |
|--|-------------|-------------|-------------|-------------|-------------|
| | Both Sexes | Female | | Male | |
| | 10-19 years | 10-14 years | 15-19 years | 10-14 years | 15-19 years |
| Total population of adolescents (millions) ¹ (2020) | 2.3 | 0.6 | 0.6 | 0.6 | 0.6 |
| % of total population that are adolescents ¹ (2020) | 20.6 | 10.3 | 9.8 | 10.8 | 10.2 |
| % of adolescents that live in rural areas ² (2014) | 39.9 | 40.6 | 34.2 | 44.8 | 39.5 |
| % of total rural population that are adolescents ² (2014) | 20.3 | 10.3 | 8.8 | 11.9 | 10.0 |
| % of total urban population that are adolescents ² (2014) | 22.0 | 10.6 | 11.4 | 10.8 | 11.3 |
| % national monetary child poverty ³ (2017) | No data | | | | |
| Completion rate for lower secondary school ⁴ (2017) | Female | 37.6 | | | |
| | Male | 31.4 | | | |
| Completion rate for upper secondary school ⁴ (2017) | Female | 16.2 | | | |
| | Male | 17.0 | | | |
| Out of school rate | Female | No data | | | |
| | Male | No data | | | |

| CHILD MARRIAGE/UNION STATUS ⁵ (2016-17) | | |
|--|--------|------|
| | Female | Male |
| Adolescents, 15-19, who are married/ in union (%) | 6.9 | 0.3 |
| % married/in union before age 15 (aged 20-24) | 2.1 | 0.0 |
| % married/in union before age 18 (aged 20-24) | 14.9 | 1.6 |

| FEMALE GENITAL MUTILATION | | |
|---|-------------|-------------|
| | 10-14 years | 15-19 years |
| % of girls who have undergone female genital mutilation/cutting | No data | No data |

| GENDER-BASED VIOLENCE ⁵ (2016-17) | | |
|--|-------------|-------------|
| | 10-14 years | 15-19 years |
| % of girls who report experiencing: | | |
| Physical violence in the last 12 months | No data | 16.8 |
| Sexual violence in the last 12 months | No data | 1.7 |
| % of adolescents (aged 15-19) who think a husband is justified in hitting or beating his wife in certain circumstances | | |
| Female | Male | |
| 23.3 | 15.2 | |

| SEXUAL ACTIVITY ⁵ (2016-17) | | | | |
|--|-------------|-------------|-------------|-------------|
| | Female | | Male | |
| | 10-14 years | 15-19 years | 10-14 years | 15-19 years |
| % of adolescents engaged in pre-coital physical behavior | No data | No data | No data | No data |
| % of adolescents that ever had sex | No data | 40.4 | No data | 57.6 |
| % of adolescents having had sex by age 15 | No data | 12.5 | No data | 31.6 |
| % of adolescents sexually active in the last month | No data | 15.4 | No data | 20.4 |

| CHILDBEARING | | |
|---|-------------|---------|
| | 10-14 years | No data |
| % of adolescent girls who have begun childbearing ⁵ (2016-17) | 15-19 years | 10.0 |
| % of women (aged 20-24) who gave birth before 18 years ⁵ (2016-17) | 13.6 | |
| Number of births per 1,000 girls, 15-19 ⁶ (2019) | 48.1 | |
| % of adolescent girls (aged 15-19) with live births who received antenatal care (ANC4+ visits) ⁵ (2016-17) | 55.3 | |
| % of births among girls (aged 15-19) attended by skilled health personnel ⁵ (2016-17) | 41.2 | |

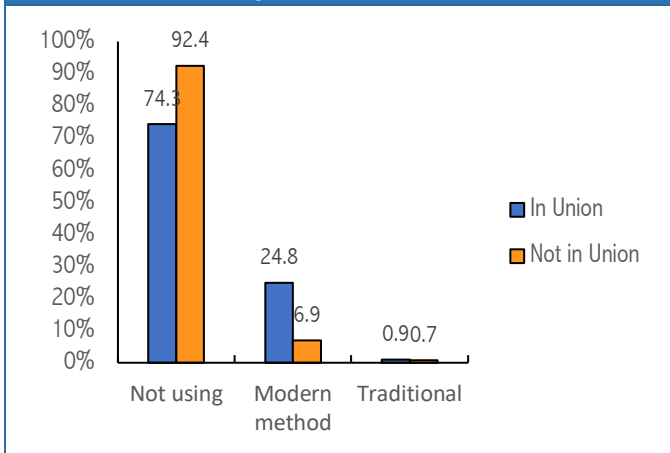
ABORTION

| | 10-14 years | 15-19 years |
|-------------------------------|-------------|-------------|
| Abortion rate per 1,000 girls | No data | No data |

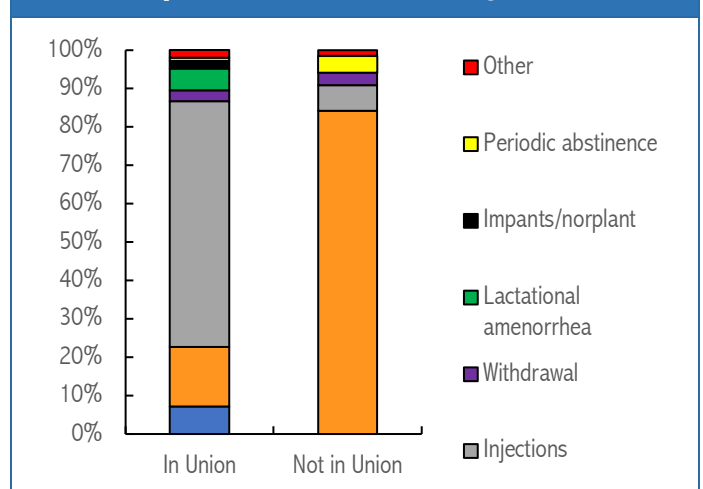
FERTILITY INTENTIONS & CONTRACEPTIVE USE^{5,7} (2016-17)

| % of most recent pregnancies experienced by adolescent girls aged 15-19 in the 5 years preceding the survey, including current pregnancies, by planning status | Married/ In union | Unmarried/ not in union |
|--|-------------------|-------------------------|
| Last pregnancy wanted (<2 years) | 26.8 | 15.6 |
| Last pregnancy wanted later (>=2 years) | 68.5 | 81.3 |
| Last pregnancy not wanted at all | 4.7 | 3.0 |
| % of adolescent girls (aged 15-19) with an unmet need for modern methods of contraception | 55.5 | 67.1* |
| % of sexually active unmarried adolescent girls (aged 15-19) who currently use at least one method of modern contraception | 26.4 | |

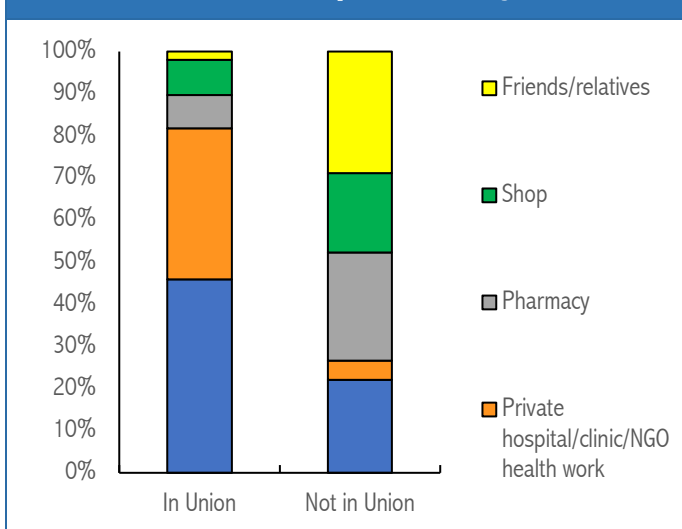
Current use and non-use of contraception, 15-19 years⁷ (2016-17)



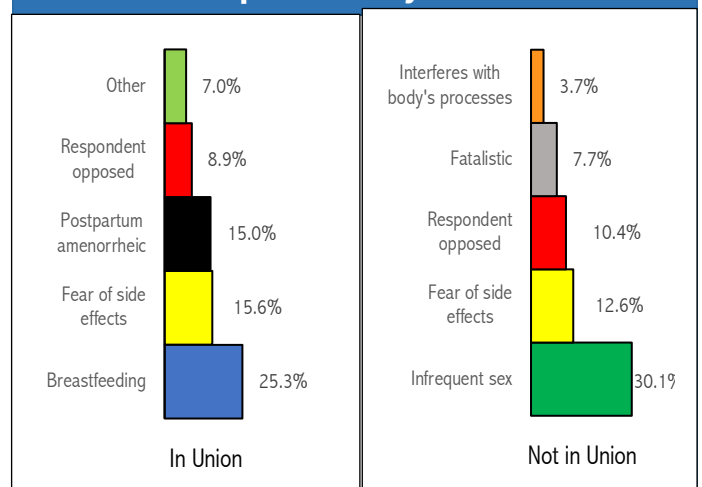
Contraceptive method mix, 15-19 years⁷ (2016-17)



Main sources of contraception, 15-19 years⁷ (2016-17)



Main reasons for not intending to use contraception, 15-19 years⁷ (2016-17)



HIV/AIDS, SEXUALLY TRANSMITTED INFECTIONS (STIs) AND HUMAN PAPILLOMA VIRUS (HPV)

| | Female | | | Male | | |
|--|-------------|-------------|-------------|-------------|-------------|-------------|
| | 10-19 years | 10-14 years | 15-19 years | 10-19 years | 10-14 years | 15-19 years |
| Number of adolescents living with HIV ⁸ (2020) | 4,600 | 1,400 | 3,200 | 3,200 | 1,500 | 1,700 |
| Number of new HIV infections among adolescents per year ⁸ (2020) | 590 | No data | 590 | <200 | No data | <200 |
| % of adolescents with comprehensive knowledge about AIDS ⁴ (2016-17) | No data | No data | 36.2 | No data | No data | 33.5 |
| % prevalence of sexually transmitted infections among adolescents ⁵ (2016-17) | No data | No data | 29.3 | No data | No data | 10.4 |
| % of sexually active adolescents who had an HIV test in the last 12 months and received the results ⁵ (2016-17) | No data | No data | 25.2 | No data | No data | 9.1 |
| % of girls, 15 or older, who have completed the full three dose vaccination schedule for HPV | No data | No data | No data | No data | No data | No data |

MENSTRUAL HEALTH

| | 10-14 years | 15-19 years |
|--|-------------|-------------|
| % of adolescent girls who were aware of menstruation before the onset of their first menstruation | No data | No data |
| % of adolescent girls who did not participate in social activities, school, or work due to their last menstruation in the last 12 months | No data | No data |

DATA SOURCES

- World Population Prospects, 2019 Revision. *Population data*. United Nations Department of Economic and Social Affairs, Population Division. Available from: <https://esa.un.org/unpd/wpp/Download/Standard/Population/> [Accessed 17th October, 2019].
- United Nations. *World Urbanization Prospects, the 2014 Revision*. New York: United Nations; Department of Economic and Social Affairs, Population Division; 2014.
- Keeley B, Little C. *The State of the World's Children 2017: Children in a Digital World*. UNICEF: New York; 2017.
- UNESCO Institute of Statistics. *UIS Statistics*. Available from: <http://data.uis.unesco.org> [Accessed 2nd November 2019].
- Institut Haïtien de l'Enfance - IHE and ICF. *Enquête Mortalité, Morbidité et Utilisation des Services - EMMUS-VI 2016-2017*. Pétiion-Ville, Haïti, et Rockville, Maryland, USA: IHE et ICF; 2018.
*Unmet need for modern methods of contraception for girls not married/in union is for the proportion that are sexually active in the last month.
- United Nations Department of Economic and Social Affairs, Population Division. *World Population Prospects. Fertility data- 2020-2025*. Available from: <https://population.un.org/wpp/Download/Standard/Fertility/> [Accessed 30th October 2019].
- Institut Haïtien de l'Enfance - IHE and ICF. *Enquête Mortalité, Morbidité et Utilisation des Services - EMMUS-VI 2016-2017/HTIR70FL.DTA*. Pétiion-Ville, Haïti, et Rockville, Maryland, USA: IHE et ICF; 2018.
- UNAIDS. *Trends of new HIV infections*. Available from: <http://aidsinfo.unaids.org> [Accessed 10th October 2020].