

Democratic Republic of the Congo Contraception within the context of adolescents' sexual and reproductive lives: Country profile

SOCIO-DEMOGRAPHIC CHARACTERISTICS					
	Both Sexes	Female		Male	
	10-19 years	10-14 years	15-19 years	10-14 years	15-19 years
Total population of adolescents (millions) ¹ (2020)	21.0	5.7	4.7	5.8	4.8
% of total population that are adolescents ¹ (2020)	23.4	12.8	10.5	13.0	10.6
% of adolescents that live in rural areas ² (2014)	50.5	51.9	50.9	50.8	48.1
% of total rural population that are adolescents ² (2014)	20.6	11.0	9.3	11.5	9.4
% of total urban population that are adolescents ² (2014)	27.3	14.7	12.8	14.2	12.9
% national monetary child poverty ³ (2017)	No data				
Completion rate for lower secondary school ⁴ (2013)	Female	48.8			
	Male	58.4			
Completion rate for upper secondary school ⁴ (2013)	Female	21.3			
	Male	30.4			
Out of school rate	Female	No data			
	Male	No data			

CHILD MARRIAGE/UNION STATUS ⁵ (2017-18)		
	Female	Male
Adolescents, 15-19, who are married/ in union (%)	18.0	2.2
% married/in union before age 15 (aged 20-24)	8.4	1.6
% married/in union before age 18 (aged 20-24)	29.1	5.6

FEMALE GENITAL MUTILATION		
	10-14 years	15-19 years
% of girls who have undergone female genital mutilation/cutting	No data	No data

GENDER-BASED VIOLENCE ⁶ (2013-14)		
	10-14 years	15-19 years
% of girls who report experiencing:		
Physical violence in the last 12 months	No data	18.7
Sexual violence in the last 12 months	No data	9.4
% of adolescents (aged 15-19) who think a husband is justified in hitting or beating his wife in certain circumstances ⁵ (2018)		
Female	Male	
59.6	51.6	

SEXUAL ACTIVITY ⁶ (2013-14)				
	Female		Male	
	10-14 years	15-19 years	10-14 years	15-19 years
% of adolescents engaged in pre-coital physical behavior	No data	No data	No data	No data
% of adolescents that ever had sex	No data	52.3	No data	46.6
% of adolescents having had sex by age 15	No data	18.9	No data	20.0
% of adolescents sexually active in the last month ³	No data	26.7	No data	19.2

CHILDBEARING		
% of adolescent girls who have begun childbearing ⁵ (2017-18)	10-14 years	No data
	15-19 years	23.4
% of women (aged 20-24) who gave birth before 18 years ⁵ (2017-18)	24.5	
Number of births per 1,000 girls, 15-19 ⁷ (2019)	116.1	
% of adolescent girls (aged 15-19) with live births who received antenatal care (ANC4+ visits) ⁵ (2017-18)	45.6	
% of births among girls (aged 15-19) attended by skilled health personnel ⁵ (2017-18)	86.9	

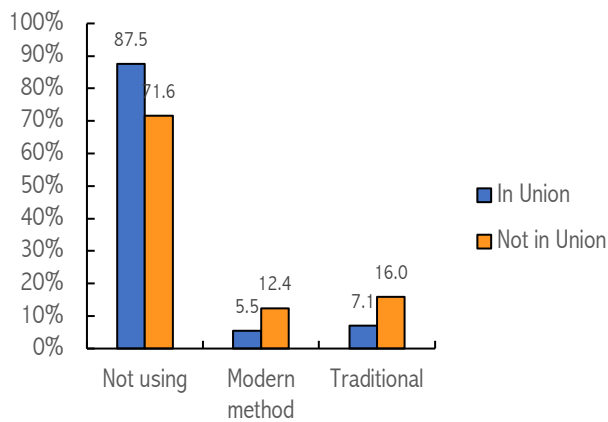
ABORTION

	10-14 years	15-19 years
Abortion rate per 1,000 girls	No data	No data

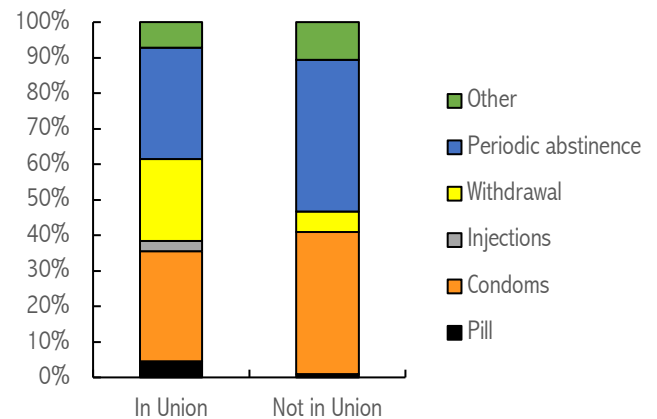
FERTILITY INTENTIONS & CONTRACEPTIVE USE^{6,8} (2013-14)

% of most recent pregnancies experienced by adolescent girls aged 15-19 in the 5 years preceding the survey, including current pregnancies, by planning status	Married/ In union	Unmarried/ not in union
Last pregnancy wanted (<2 years)	68.0	23.0
Last pregnancy wanted later (>=2 years)	31.5	71.5
Last pregnancy not wanted at all	0.5	5.5
% of adolescent girls (aged 15-19) with an unmet need for modern methods of contraception	30.8	48.2*
% of sexually active unmarried adolescent girls (aged 15-19) who currently use at least one method of modern contraception	19.5	

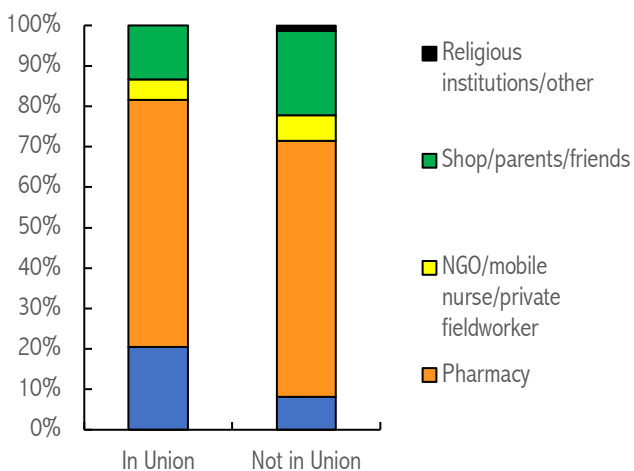
Current use and non-use of contraception, 15-19 years⁸ (2013-14)



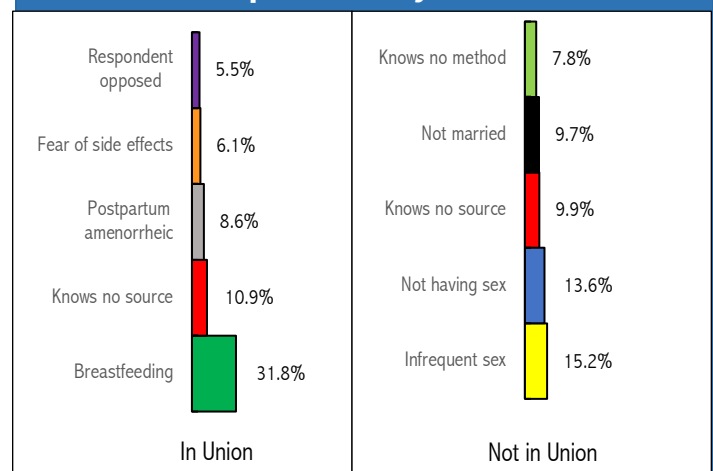
Contraceptive method mix, 15-19 years⁸ (2013-14)



Main sources of contraception, 15-19 years⁸ (2013-14)



Main reasons for not intending to use contraception, 15-19 years⁸ (2013-14)



HIV/AIDS, SEXUALLY TRANSMITTED INFECTIONS (STIs) AND HUMAN PAPILLOMA VIRUS (HPV)

	Female			Male		
	10-19 years	10-14 years	15-19 years	10-19 years	10-14 years	15-19 years
Number of adolescents living with HIV ⁹ (2020)	27,000	10,000	17,000	20,000	11,000	9,600
Number of new HIV infections among adolescents per year ⁹ (2020)	2,700	No data	2,700	<500	No data	<500
% of adolescents with comprehensive knowledge about AIDS ⁵ (2017-18)	No data	No data	18.1	No data	No data	22.8
% prevalence of sexually transmitted infections among adolescents ⁶ (2013-14)	No data	No data	19.3	No data	No data	11.6
% of sexually active adolescents who had an HIV test in the last 12 months and received the results ⁵ (2017-18)	No data	No data	65.7	No data	No data	56.7
% of girls, 15 or older, who have completed the full three dose vaccination schedule for HPV	No data	No data	No data	No data	No data	No data

MENSTRUAL HEALTH

	10-14 years	15-19 years
% of adolescent girls who were aware of menstruation before the onset of their first menstruation	No data	No data
% of adolescent girls who did not participate in social activities, school, or work due to their last menstruation in the last 12 months	No data	16.6

DATA SOURCES

- World Population Prospects, 2019 Revision. *Population data*. United Nations Department of Economic and Social Affairs, Population Division. Available from: <https://esa.un.org/unpd/wpp/Download/Standard/Population/> [Accessed 17th October, 2019].
- United Nations. *World Urbanization Prospects, the 2014 Revision*. New York: United Nations; Department of Economic and Social Affairs, Population Division; 2014.
- Keeley B, Little C. *The State of the World's Children 2017: Children in a Digital World*. UNICEF: New York; 2017.
- UNESCO Institute of Statistics. *UIS Statistics*. Available from: <http://data.uis.unesco.org> [Accessed 2nd November 2019].
- INS. *Enquete par grappes a indicateurs multiples, 2017-18, rapport de resultats de l'enquete*. Kinshasa, Republique Democratique du Congo; 2019.
- Ministère du Plan et Suivi de la Mise en œuvre de la Révolution de la Modernité - MPSMRM/Congo, Ministère de la Santé Publique - MSP/Congo and ICF International. *Enquête Démographique et de Santé en République Démocratique du Congo 2013-2014*. Rockville, Maryland, USA: MPSMRM, MSP, and ICF International; 2014.
*Unmet need for modern methods of contraception for girls not married/in union is for the proportion that are sexually active in the last month.
- United Nations Department of Economic and Social Affairs, Population Division. *World Population Prospects. Fertility data- 2020-2025*. Available from: <https://population.un.org/wpp/Download/Standard/Fertility/> [Accessed 30th October 2019].
- Ministère du Plan et Suivi de la Mise en œuvre de la Révolution de la Modernité - MPSMRM/Congo, Ministère de la Santé Publique - MSP/Congo and ICF International. *Enquête Démographique et de Santé en République Démocratique du Congo 2013-2014/CDIR61FL.DTA*. Rockville, Maryland, USA: MPSMRM, MSP, and ICF International; 2014.
- UNAIDS. *Trends of new HIV infections*. Available from: <http://aidsinfo.unaids.org> [Accessed 10th October 2020].