

Cote d'Ivoire Contraception within the context of adolescents' sexual and reproductive lives: Country profile

SOCIO-DEMOGRAPHIC CHARACTERISTICS					
	Both Sexes	Female		Male	
	10-19 years	10-14 years	15-19 years	10-14 years	15-19 years
Total population of adolescents (millions) ¹ (2020)	6.1	1.6	1.5	1.6	1.5
% of total population that are adolescents ¹ (2020)	23.1	12.2	11.1	12.1	10.9
% of adolescents that live in rural areas ² (2014)	40.9	40.4	39.2	44.9	38.6
% of total rural population that are adolescents ² (2014)	20.3	10.5	9.3	11.7	9.2
% of total urban population that are adolescents ² (2014)	24.9	13.4	12.4	11.9	12.1
% national monetary child poverty ³ (2017)	No data				
Completion rate for lower secondary school ⁴ (2016)	Female	22.1			
	Male	35.9			
Completion rate for upper secondary school ⁴ (2016)	Female	14.3			
	Male	17.3			
Out of school rate ⁴ (2018)	Female	57.2			
	Male	46.8			

CHILD MARRIAGE/UNION STATUS ⁵ (2016)		
	Female	Male
Adolescents, 15-19, who are married/ in union (%)	18.4	1.4
% married/in union before age 15 (aged 20-24)	7.0	0.7
% married/in union before age 18 (aged 20-24)	27.0	3.5

FEMALE GENITAL MUTILATION ⁶ (2011-12)		
	10-14 years	15-19 years ⁵⁽²⁰¹⁶⁾
% of girls who have undergone female genital mutilation/cutting	17.0	27.4

GENDER-BASED VIOLENCE ⁶ (2011-12)		
% of girls who report experiencing:	10-14 years	15-19 years
Physical violence in the last 12 months	No data	17.2
Sexual violence in the last 12 months	No data	1.1
% of adolescents (aged 15-19) who think a husband is justified in hitting or beating his wife in certain circumstances ⁵⁽²⁰¹⁶⁾		
Female	Male	
42.9	29.3	

SEXUAL ACTIVITY ⁶ (2011-12)				
	Female		Male	
	10-14 years	15-19 years	10-14 years	15-19 years
% of adolescents engaged in pre-coital physical behavior	No data	No data	No data	No data
% of adolescents that ever had sex	No data	64.8	No data	42.7
% of adolescents having had sex by age 15	No data	20.8	No data	14.1
% of adolescents sexually active in the last month	No data	33.0	No data	19.6

CHILDBEARING		
% of adolescent girls who have begun childbearing ⁵ (2016)	10-14 years	No data
	15-19 years	26.1
% of women (aged 20-24) who gave birth before 18 years ⁵ (2016)	25.4	
Number of births per 1,000 girls, 15-19 ⁷ (2019)	110.3	
% of adolescent girls (aged 15-19) with live births who received antenatal care (ANC4+ visits) ⁵ (2016)	46.8	
% of births among girls (aged 15-19) attended by skilled health personnel ⁵ (2016)	75.9	

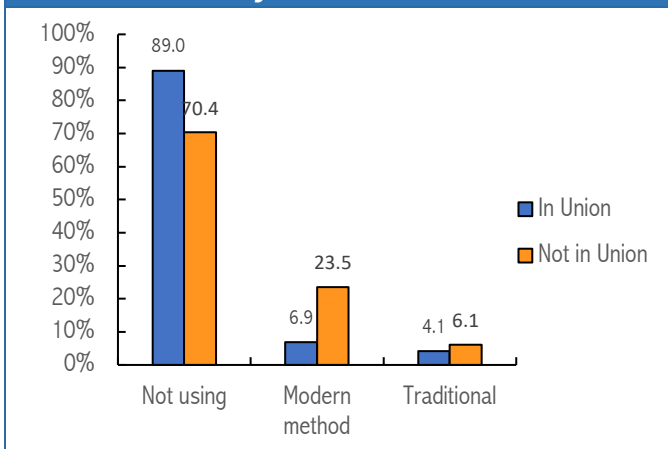
ABORTION

	10-14 years	15-19 years
Abortion rate per 1,000 girls	No data	No data

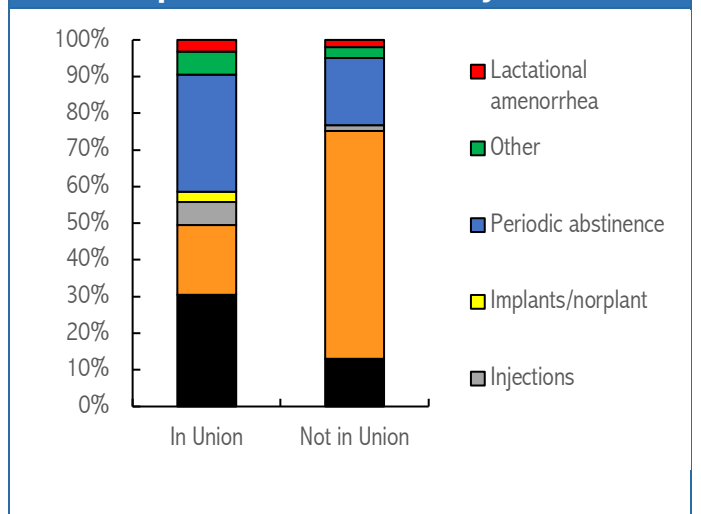
FERTILITY INTENTIONS & CONTRACEPTIVE USE^{6,8} (2011-12)

% of most recent pregnancies experienced by adolescent girls aged 15-19 in the 5 years preceding the survey, including current pregnancies, by planning status	Married/ In union	Unmarried/ not in union
Last pregnancy wanted (<2 years)	76.6	35.5
Last pregnancy wanted later (>=2 years)	23.1	62.6
Last pregnancy not wanted at all	0.3	1.9
% of adolescent girls (aged 15-19) with an unmet need for modern methods of contraception	31.1 ⁵ (2016)	57.7*
% of sexually active unmarried adolescent girls (aged 15-19) who currently use at least one method of modern contraception	28.7	

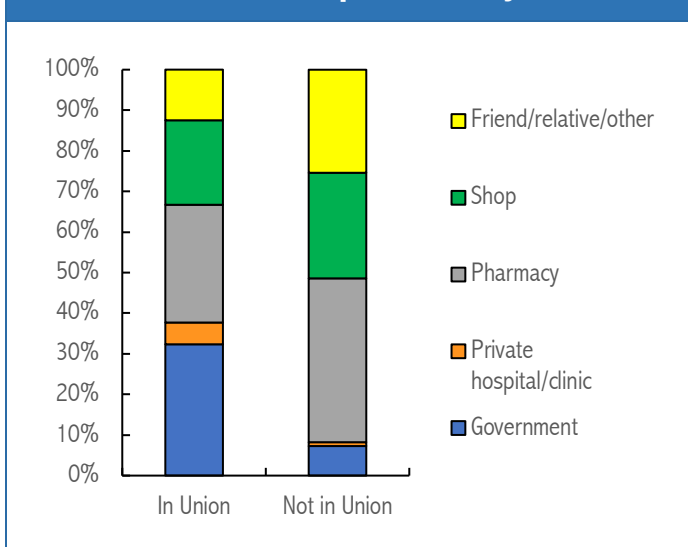
Current use and non-use of contraception, 15-19 years⁸ (2011-12)



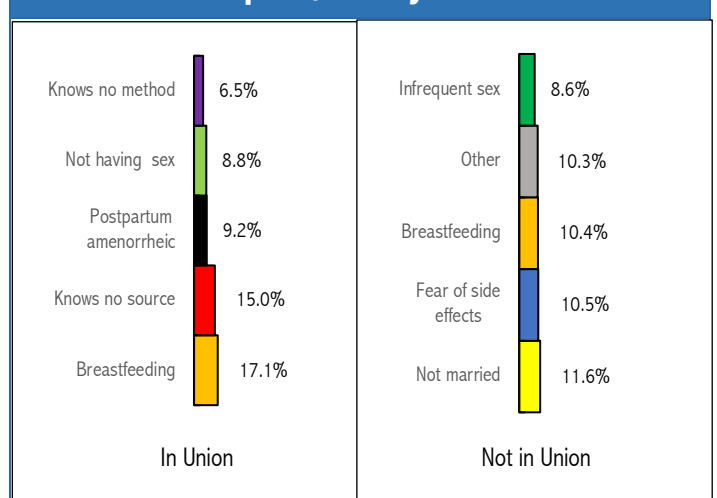
Contraceptive method mix, 15-19 years⁸ (2011-12)



Main sources of contraception, 15-19 years⁸ (2011-12)



Main reasons for not intending to use contraception, 15-19 years⁸ (2011-12)



HIV/AIDS, SEXUALLY TRANSMITTED INFECTIONS (STIs) AND HUMAN PAPILLOMA VIRUS (HPV)

	Female			Male		
	10-19 years	10-14 years	15-19 years	10-19 years	10-14 years	15-19 years
Number of adolescents living with HIV ⁹ (2020)	16,000	6,500	9,800	14,000	6,700	6,900
Number of new HIV infections among adolescents per year ⁹ (2020)	900	No data	900	<100	No data	<100
% of adolescents with comprehensive knowledge about AIDS ⁶ (2011-12)	No data	No data	15.0	No data	No data	20.9
% prevalence of sexually transmitted infections among adolescents ⁶ (2011-12)	No data	No data	27.4	No data	No data	15.5
% of sexually active adolescents who had an HIV test in the last 12 months and received the results ⁶ (2011-12)	No data	No data	13.9	No data	No data	10.9
% of girls, 15 or older, who have completed the full three dose vaccination schedule for HPV	No data	No data	No data	No data	No data	No data

MENSTRUAL HEALTH

	10-14 years	15-19 years
% of adolescent girls who were aware of menstruation before the onset of their first menstruation	No data	No data
% of adolescent girls who did not participate in social activities, school, or work due to their last menstruation in the last 12 months	No data	No data

DATA SOURCES

- World Population Prospects, 2019 Revision. *Population data*. United Nations Department of Economic and Social Affairs, Population Division. Available from: <https://esa.un.org/unpd/wpp/Download/Standard/Population/> [Accessed 17th October, 2019].
- United Nations. *World Urbanization Prospects, the 2014 Revision*. New York: United Nations; Department of Economic and Social Affairs, Population Division; 2014.
- Keeley B, Little C. *The State of the World's Children 2017: Children in a Digital World*. UNICEF: New York; 2017.
- UNESCO Institute of Statistics. *UIS Statistics*. Available from: <http://data.uis.unesco.org> [Accessed 2nd November 2019].
- Ministère du plan et du développement. La situation des femmes et des enfants en Côte d'Ivoire: Enquête à indicateurs multiples 2016 - MICS5. Côte d'Ivoire: l'Institut national de la statistique (INS); 2017.
- Institut National de la Statistique-INS/Côte d'Ivoire and ICF International. *Enquete Demographique et de Sante et a Indicateurs Multiples de Cote d'Ivoire 2011-12*. Calverton, Maryland, USA: INS/Côte d'Ivoire and ICF International; 2012.
*Unmet need for modern methods of contraception for girls not married/in union is for the proportion that are sexually active in the last month.
- United Nations Department of Economic and Social Affairs, Population Division. *World Population Prospects. Fertility data- 2020-2025*. Available from: <https://population.un.org/wpp/Download/Standard/Fertility/> [Accessed 30th October 2019].
- Institut National de la Statistique-INS/Côte d'Ivoire and ICF International. *Enquete Demographique et de Sante et a Indicateurs Multiples de Cote d'Ivoire 2011-12/CIIR62FL.DTA*. Calverton, Maryland, USA: INS/Côte d'Ivoire and ICF International; 2012.
- UNAIDS. *Trends of new HIV infections*. Available from: <http://aidsinfo.unaids.org> [Accessed 10th October 2020].