

Cameroon Contraception within the context of adolescents' sexual and reproductive lives: Country profile

SOCIO-DEMOGRAPHIC CHARACTERISTICS					
	Both Sexes	Female		Male	
	10-19 years	10-14 years	15-19 years	10-14 years	15-19 years
Total population of adolescents (millions) ¹ (2020)	6.2	1.6	1.4	1.7	1.4
% of total population that are adolescents ¹ (2020)	23.3	12.4	10.7	12.6	10.8
% of adolescents that live in rural areas ² (2014)	43.6	46.5	42.3	44.9	40.1
% of total rural population that are adolescents ² (2014)	22.1	12.4	9.8	12.5	9.6
% of total urban population that are adolescents ² (2014)	24.0	12.3	11.5	12.5	11.8
% national monetary child poverty ³ (2017)	No data				
Completion rate for lower secondary school ⁴ (2014)	Female	41.0			
	Male	45.5			
Completion rate for upper secondary school ⁴ (2014)	Female	14.2			
	Male	18.1			
Out of school rate ⁴ (2015)	Female	47.2			
	Male	38.7			

CHILD MARRIAGE/UNION STATUS ⁵ (2018)		
	Female	Male
Adolescents, 15-19, who are married/ in union (%)	18.6	1.1
% married/in union before age 15 (aged 20-24)	10.7	0.2
% married/in union before age 18 (aged 20-24)	29.8	2.9

FEMALE GENITAL MUTILATION		
	10-14 years	15-19 years
% of girls who have undergone female genital mutilation/cutting	No data	No recent data

GENDER-BASED VIOLENCE ⁵ (2018)		
% of girls who report experiencing:	10-14 years	15-19 years
Physical violence in the last 12 months	No data	17.4
Sexual violence in the last 12 months	No data	3.5
% of adolescents (aged 15-19) who think a husband is justified in hitting or beating his wife in certain circumstances		
Female	Male	
28.1	34.2	

SEXUAL ACTIVITY ⁵ (2018)				
	Female		Male	
	10-14 years	15-19 years	10-14 years	15-19 years
% of adolescents engaged in pre-coital physical behavior	No data	No data	No data	No data
% of adolescents that ever had sex	No data	44.2	No data	29.6
% of adolescents having had sex by age 15	No data	11.9	No data	5.8
% of adolescents sexually active in the last month	No data	23.4	No data	9.4

CHILDBEARING		
% of adolescent girls who have begun childbearing ⁵ (2018)	10-14 years	No data
	15-19 years	24.0
% of women (aged 20-24) who gave birth before 18 years ⁵ (2018)	28.3	
Number of births per 1,000 girls, 15-19 ⁶ (2019)	94.3	
% of adolescent girls (aged 15-19) with live births who received antenatal care (ANC4+ visits) ⁵ (2018)	58.3	
% of births among girls (aged 15-19) attended by skilled health personnel ⁵ (2018)	66.9	

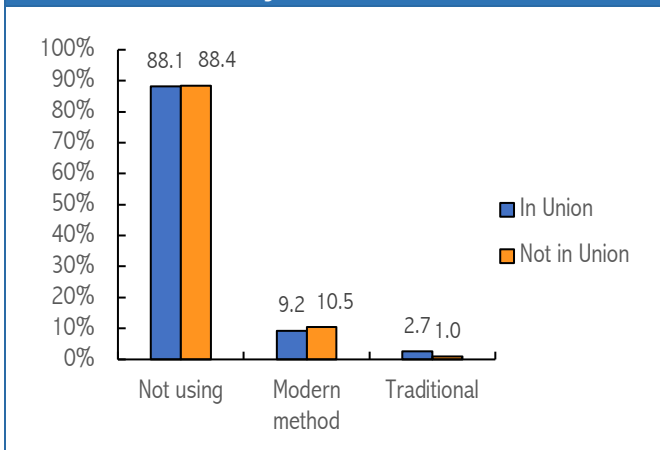
ABORTION

	10-14 years	15-19 years
Abortion rate per 1,000 girls	No data	No data

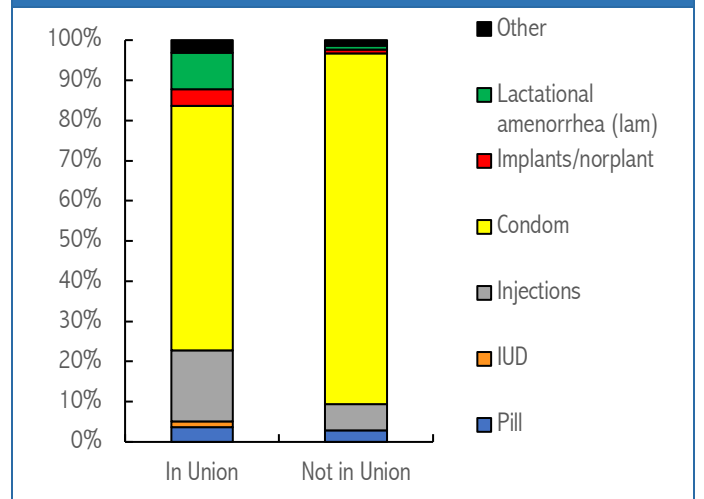
FERTILITY INTENTIONS & CONTRACEPTIVE USE^{5,7} (2018)

% of most recent pregnancies experienced by adolescent girls aged 15-19 in the 5 years preceding the survey, including current pregnancies, by planning status	Married/ In union	Unmarried/ not in union
Last pregnancy wanted (<2 years)	82.6	30.3
Last pregnancy wanted later (>=2 years)	17.1	67.4
Last pregnancy not wanted at all	0.3	2.4
% of adolescent girls (aged 15-19) with an unmet need for modern methods of contraception	26.4	40.8*
% of sexually active unmarried adolescent girls (aged 15-19) who currently use at least one method of modern contraception	48.6	

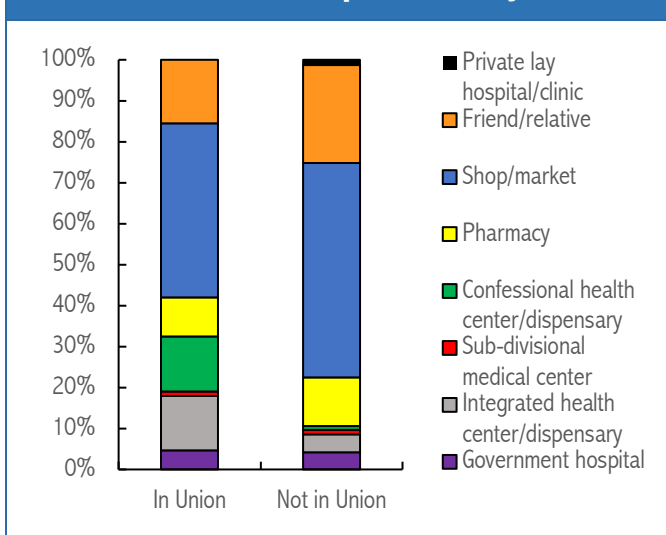
Current use and non-use of contraception, 15-19 years⁷ (2018)



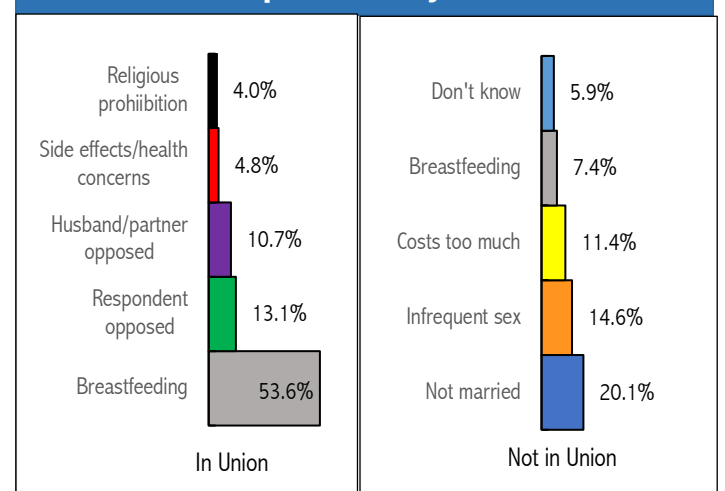
Contraceptive method mix, 15-19 years⁷ (2018)



Main sources of contraception, 15-19 years⁷ (2018)



Main reasons for not intending to use contraception, 15-19 years⁷ (2018)



HIV/AIDS, SEXUALLY TRANSMITTED INFECTIONS (STIs) AND HUMAN PAPILLOMA VIRUS (HPV)

	Female			Male		
	10-19 years	10-14 years	15-19 years	10-19 years	10-14 years	15-19 years
Number of adolescents living with HIV ⁸ (2020)	18,000	6,300	12,000	13,000	6,500	6,200
Number of new HIV infections among adolescents per year ⁸ (2020)	2,100	No data	2,100	<500	No data	<500
% of adolescents with comprehensive knowledge about AIDS ⁵ (2018)	No data	No data	37.2	No data	No data	32.9
% prevalence of sexually transmitted infections among adolescents ⁵ (2018)	No data	No data	18.0	No data	No data	10.3
% of sexually active adolescents who had an HIV test in the last 12 months and received the results ⁵ (2018)	No data	No data	46.6	No data	No data	40.8
% of girls, 15 or older, who have completed the full three dose vaccination schedule for HPV	No data	No data	No data	No data	No data	No data

MENSTRUAL HEALTH

	10-14 years	15-19 years
% of adolescent girls who were aware of menstruation before the onset of their first menstruation	No data	No data
% of adolescent girls who did not participate in social activities, school, or work due to their last menstruation in the last 12 months	No data	No data

DATA SOURCES

- World Population Prospects, 2019 Revision. *Population data*. United Nations Department of Economic and Social Affairs, Population Division. Available from: <https://esa.un.org/unpd/wpp/Download/Standard/Population/> [Accessed 17th October, 2019].
- United Nations. *World Urbanization Prospects, the 2014 Revision*. New York: United Nations; Department of Economic and Social Affairs, Population Division; 2014.
- Keeley B, Little C. *The State of the World's Children 2017: Children in a Digital World*. UNICEF: New York; 2017.
- UNESCO Institute of Statistics. *UIS Statistics*. Available from: <http://data.uis.unesco.org> [Accessed 2nd November 2019].
- Institut National de la Statistique (INS) et ICF. *Enquête Démographique et de Santé du Cameroun 2018*. Yaoundé, Cameroun et Rockville, Maryland, USA: INS et ICF; 2020.
*Unmet need for modern methods of contraception for girls not married/in union is for the proportion that are sexually active in the last month.
- United Nations Department of Economic and Social Affairs, Population Division. *World Population Prospects. Fertility data- 2020-2025*. Available from: <https://population.un.org/wpp/Download/Standard/Fertility/> [Accessed 30th October 2019].
- Institut National de la Statistique - INS/Cameroun and ICF. International. *Enquête Démographique et de Santé et à Indicateurs Multiples du Cameroun 2011/CMIR61FL.DTA*. Calverton, Maryland, USA: INS/Cameroun and ICF International; 2012.
- UNAIDS. *Trends of new HIV infections*. Available from: <http://aidsinfo.unaids.org> [Accessed 10th October 2020].