



# Burundi Contraception within the context of adolescents' sexual and reproductive lives: Country profile

SOCIO-DEMOGRAPHIC CHARACTERISTICS					
	Both Sexes	Female		Male	
	10-19 years	10-14 years	15-19 years	10-14 years	15-19 years
Total population of adolescents (millions) <sup>1</sup> (2020)	2.7	0.8	0.6	0.8	0.6
% of total population that are adolescents <sup>1</sup> (2020)	22.9	12.5	10.1	12.8	10.3
% of adolescents that live in rural areas <sup>2</sup> (2014)	88.8	90.1	88.0	90.2	86.6
% of total rural population that are adolescents <sup>2</sup> (2014)	21.7	11.7	9.8	12.1	9.9
% of total urban population that are adolescents <sup>2</sup> (2014)	19.9	10.6	11.0	8.5	9.9
% national monetary child poverty <sup>3</sup> (2017)	55.0				
Completion rate for lower secondary school <sup>4</sup> (2017)	Female	23.2			
	Male	29.0			
Completion rate for upper secondary school <sup>4</sup> (2017)	Female	11.4			
	Male	13.5			
Out of school rate <sup>4</sup> (2018)	Female	43.4			
	Male	48.4			

CHILD MARRIAGE/UNION STATUS <sup>5</sup> (2016-17)		
	Female	Male
Adolescents, 15-19, who are married/ in union (%)	5.9	0.3
% married/in union before age 15 (aged 20-24)	2.8	0.0
% married/in union before age 18 (aged 20-24)	19.0	1.4

FEMALE GENITAL MUTILATION		
	10-14 years	15-19 years
% of girls who have undergone female genital mutilation/cutting	No data	No data

GENDER-BASED VIOLENCE <sup>5</sup> (2016-17)		
	10-14 years	15-19 years
% of girls who report experiencing:		
Physical violence in the last 12 months	No data	7.9
Sexual violence in the last 12 months	No data	3.1
% of adolescents (aged 15-19) who think a husband is justified in hitting or beating his wife in certain circumstances		
Female	Male	
63.3	47.8	

SEXUAL ACTIVITY <sup>5</sup> (2016-17)				
	Female		Male	
	10-14 years	15-19 years	10-14 years	15-19 years
% of adolescents engaged in pre-coital physical behavior	No data	No data	No data	No data
% of adolescents that ever-had sex	No data	14.7	No data	15.8
% of adolescents having had sex by age 15	No data	2.6	No data	9.0
% of adolescents sexually active in the last month	No data	5.9	No data	1.1

CHILDBEARING		
	10-14 years	No data
% of adolescent girls who have begun childbearing <sup>5</sup> (2016-17)	15-19 years	8.3
% of women (aged 20-24) who gave birth before 18 years <sup>5</sup> (2016-17)	12.7	
Number of births per 1,000 girls, 15-19 <sup>6</sup> (2019)	51.4	
% of adolescent girls (aged 15-19) with live births who received antenatal care (ANC4+ visits) <sup>5</sup> (2016-17)	52.1	
% of births among girls (aged 15-19) attended by skilled health personnel <sup>5</sup> (2016-17)	89.8	

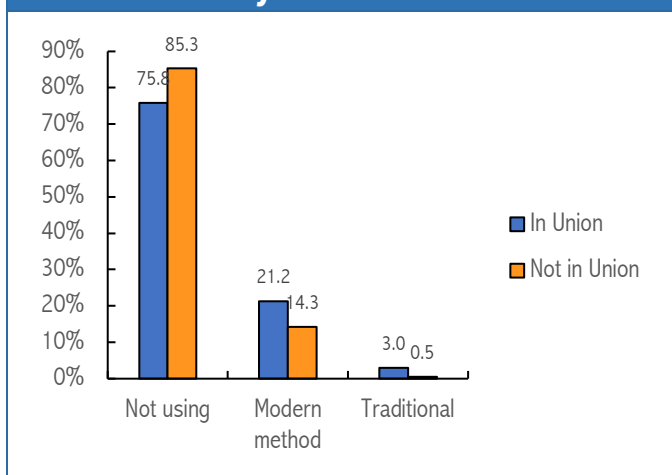
## ABORTION

	10-14 years	15-19 years
Abortion rate per 1,000 girls	No data	No data

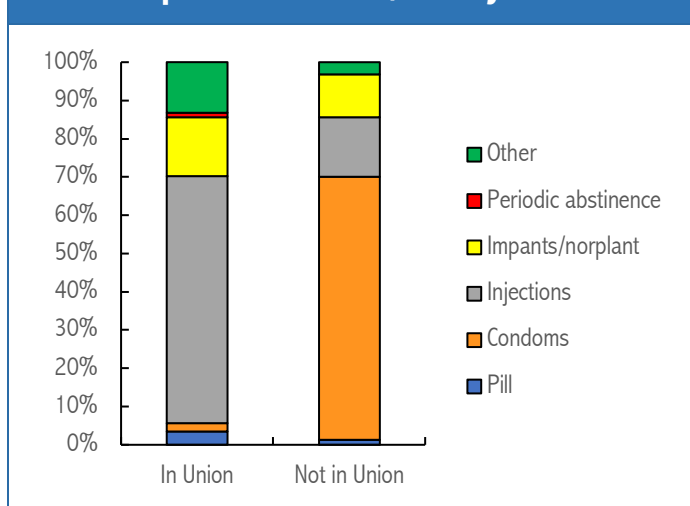
## FERTILITY INTENTIONS & CONTRACEPTIVE USE<sup>5,7</sup> (2016-17)

% of most recent pregnancies experienced by adolescent girls aged 15-19 in the 5 years preceding the survey, including current pregnancies, by planning status	Married/ In union	Unmarried/ not in union
Last pregnancy wanted (<2 years)	84.1	26.0
Last pregnancy wanted later (>=2 years)	15.9	65.1
Last pregnancy not wanted at all	0.0	8.9
% of adolescent girls (aged 15-19) with an unmet need for modern methods of contraception	14.6	36.3*
% of sexually active unmarried adolescent girls (aged 15-19) who currently use at least one method of modern contraception	38.5	

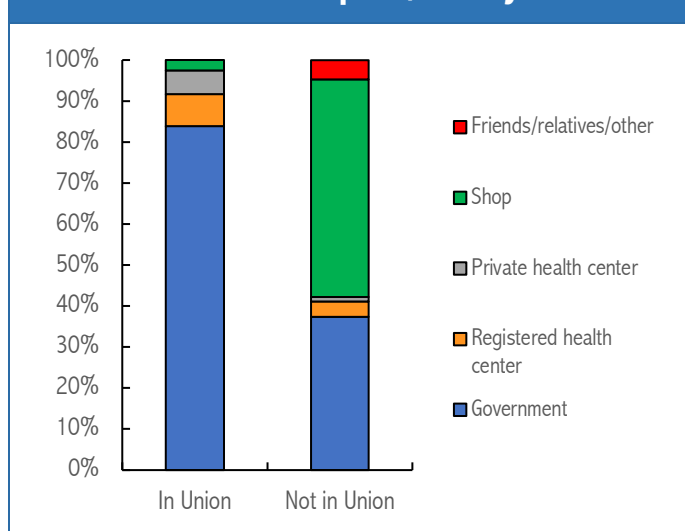
### Current use and non-use of contraception, 15-19 years<sup>7</sup> (2016-17)



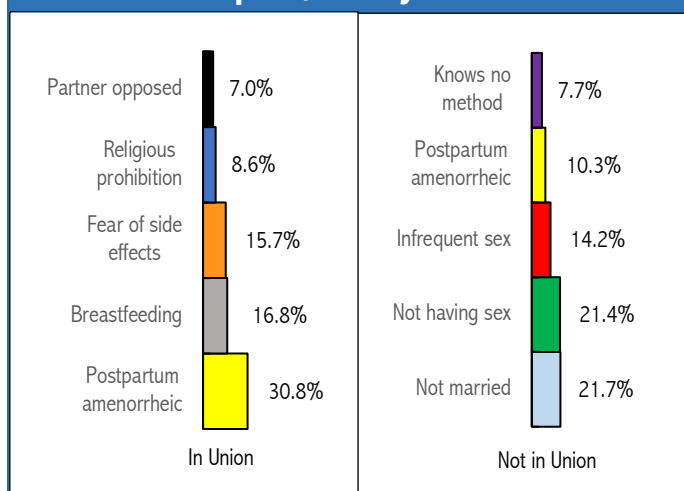
### Contraceptive method mix, 15-19 years<sup>7</sup> (2016-17)



### Main sources of contraception, 15-19 years<sup>7</sup> (2016-17)



### Main reasons for not intending to use contraception, 15-19 years<sup>7</sup> (2016-17)



## HIV/AIDS, SEXUALLY TRANSMITTED INFECTIONS (STIs) AND HUMAN PAPILLOMA VIRUS (HPV)

	Female			Male		
	10-19 years	10-14 years	15-19 years	10-19 years	10-14 years	15-19 years
Number of adolescents living with HIV <sup>8</sup> (2020)	4,300	1,900	2,400	3,800	1,900	1,900
Number of new HIV infections among adolescents per year <sup>8</sup> (2020)	<200	No data	<200	<100	No data	<100
% of adolescents with comprehensive knowledge about AIDS <sup>5</sup> (2016-17)	No data	No data	46.3	No data	No data	50.2
% prevalence of sexually transmitted infections among adolescents <sup>5</sup> (2016-17)	No data	No data	8.7	No data	No data	13.6
% of sexually active adolescents who had an HIV test in the last 12 months and received the results <sup>5</sup> (2016-17)	No data	No data	46.5	No data	No data	20.1
% of girls, 15 or older, who have completed the full three dose vaccination schedule for HPV	No data	No data	No data	No data	No data	No data

## MENSTRUAL HEALTH

	10-14 years	15-19 years
% of adolescent girls who were aware of menstruation before the onset of their first menstruation	No data	No data
% of adolescent girls who did not participate in social activities, school, or work due to their last menstruation in the last 12 months	No data	No data

## DATA SOURCES

- World Population Prospects, 2019 Revision. *Population data*. United Nations Department of Economic and Social Affairs, Population Division. Available from: <https://esa.un.org/unpd/wpp/Download/Standard/Population/> [Accessed 17<sup>th</sup> October, 2019].
- United Nations. *World Urbanization Prospects, the 2014 Revision*. New York: United Nations; Department of Economic and Social Affairs, Population Division; 2014.
- Keeley B, Little C. *The State of the World's Children 2017: Children in a Digital World*. UNICEF: New York; 2017.
- UNESCO Institute of Statistics. *UIS Statistics*. Available from: <http://data.uis.unesco.org> [Accessed 2<sup>nd</sup> November 2019].  
\*Unmet need for modern methods of contraception for girls not married/in union is for the proportion that are sexually active in the last month.
- Ministère à la Présidence chargé de la Bonne Gouvernance et du Plan Burundi - MPBGP, Ministère de la Santé Publique et de la Lutte contre le Sida Burundi - MSPLS, Institut de Statistiques et d'Études Économiques du Burundi - ISTEEDU, et ICF. *Troisième Enquête Démographique et de Santé au Burundi 2016-17*. Bujumbura, Burundi: ISTEEDU, MSPLS, and ICF; 2017.
- United Nations Department of Economic and Social Affairs, Population Division. *World Population Prospects. Fertility data- 2020-2025*. Available from: <https://population.un.org/wpp/Download/Standard/Fertility/> [Accessed 30<sup>th</sup> October 2019].
- Ministère à la Présidence chargé de la Bonne Gouvernance et du Plan Burundi - MPBGP, Ministère de la Santé Publique et de la Lutte contre le Sida Burundi - MSPLS, Institut de Statistiques et d'Études Économiques du Burundi - ISTEEDU, et ICF. *Troisième Enquête Démographique et de Santé au Burundi 2016-17/BUIRTOFL.DTA*. Bujumbura, Burundi: ISTEEDU, MSPLS, and ICF; 2017.
- UNAIDS. *Trends of new HIV infections*. Available from: <http://aidsinfo.unaids.org> [Accessed 10<sup>th</sup> October 2020].