

Date Range

01/01/2021



04/08/2021



Country / Territory

Select Country(s)

Type of Attacks

Select Type(s) of Attack



Search

603

Attacks

115


Deaths

281

Injuries

14

Countries & Territories

Impact **250**

ATTACKS IMPACTED FACILITIES

**131**

ATTACKS IMPACTED TRANSPORT

**320**

ATTACKS IMPACTED PERSONNEL

**128**

ATTACKS IMPACTED PATIENTS

79

ATTACKS IMPACTED SUPPLIES








24

ATTACKS IMPACTED WAREHOUSES

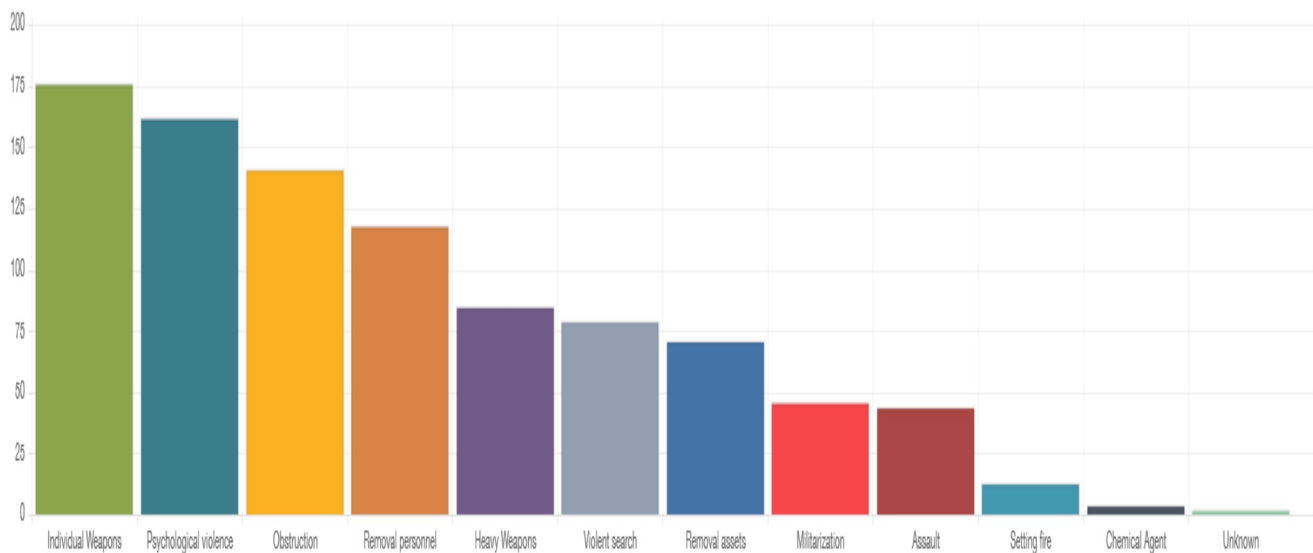


Recently Reported Attacks

Attack ID	Attack Date & Time	Country / Territory	Certainty L...	Attack Type
SYR005...	29/07/2021, 11:00	 SYR	Confirmed	Violence with heavy we
MMR00...	19/07/2021, Time Unkno...	 MMR	Probable	Abduction/Arrest/Deter
SYR005...	18/07/2021, Time Unkno...	 SYR	Confirmed	Armed or violent search
MMR00...	17/07/2021, 21:00	 MMR	Possible	Obstruction to health c
MMR00...	16/07/2021, Time Unkno...	 MMR	Probable	Abduction/Arrest/Deter

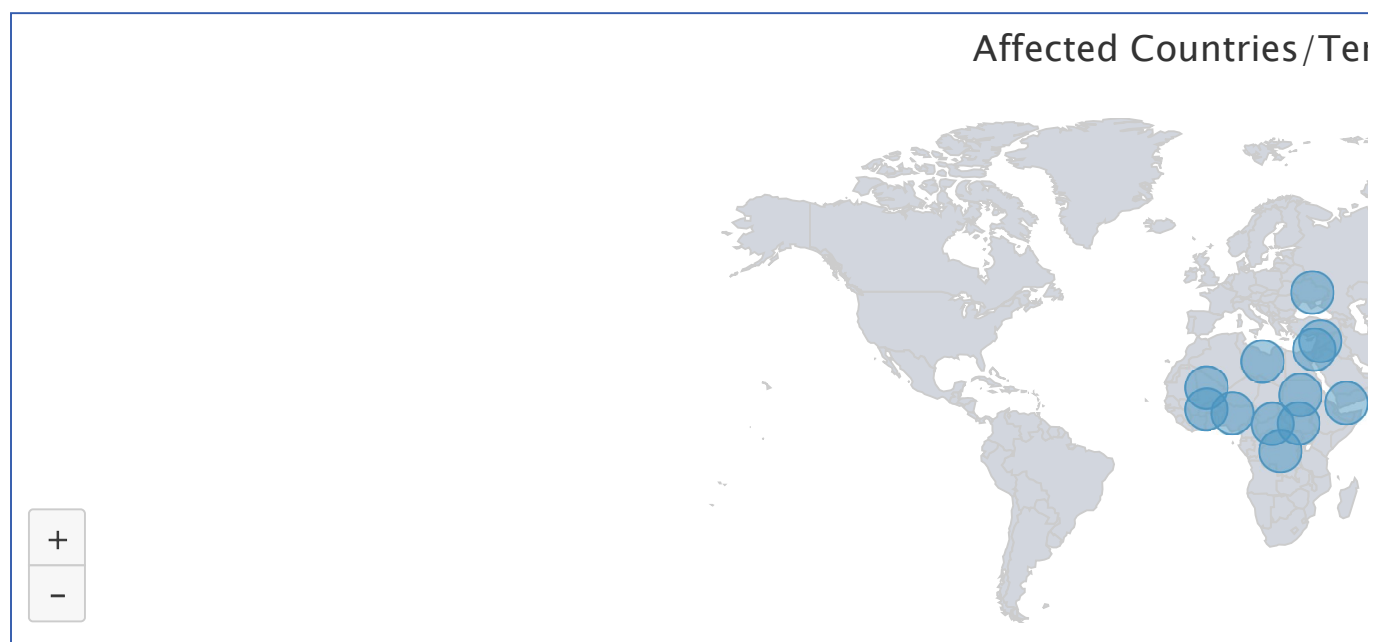
[Export to Excel](#)
[View Full List](#)

Number of Attacks by type



Countries and territories with reported attacks

-

Annual data ?

-

Attacks	Deaths	Injuries
2021	603	281
2020	333	321
2019	1029	634

The SSA displays data from countries with complex humanitarian emergencies, as mandated in resolution [WHA 65.20] (https://apps.who.int/iris/bitstream/handle/10665/80494/A65_R20-en.pdf?sequence=1&isAllowed=y) Copyright © 2017 World Health Organization (<http://www.who.int>). All rights reserved.