



Medical Oxygen Fire Risk

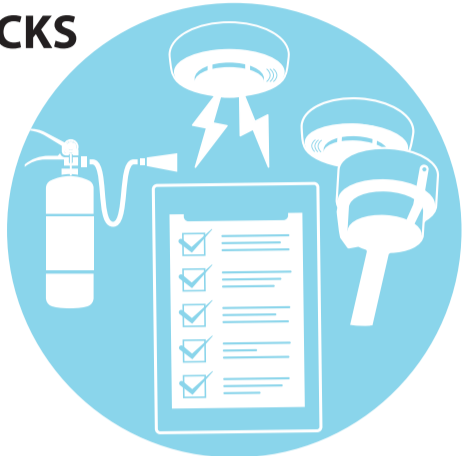
Mitigation Measures

Intended for health workers and all personnel managing medical oxygen

Prepare Actions ✓

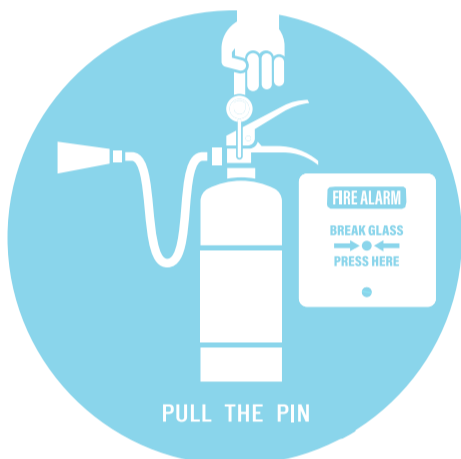
DO REGULAR EQUIPMENT CHECKS

- Check regularly the fire extinguisher and all the detection and alarm systems.



TRAIN AND CERTIFY ON FIRE DETECTION, ALARM SYSTEMS AND EXTINGUISHER SKILLS

- Staff should know how to activate the alarm and where the safety equipment is located. Do staff training on extinguisher types and use.



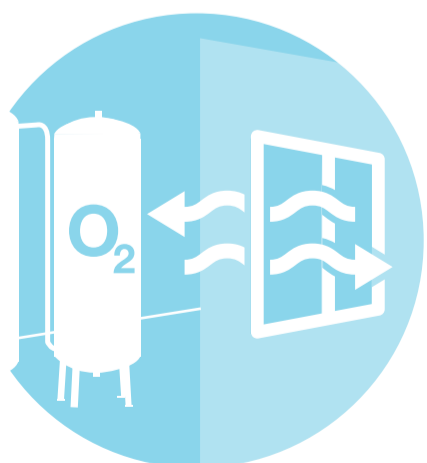
KNOW THE FACILITY EMERGENCY BRIGADE PROCEDURES AND EVACUATION PLAN

- Know the patient triage classification for evacuation process.
- Learn and practice evacuation drills considering the different medical gases densities.



KEEP OXYGEN SUPPLY AND USE AREAS CLEAN AND VENTILATED

- Ensure that clinical use spaces and all surrounding areas of the oxygen sources (e.g., PSA, bulk tank) are kept clean and well ventilated.



Response Actions ✓

SOUND ALARM AND CALL FIRE BRIGADE

- Have easy access to emergency contact numbers and fire alarms.



ACTIVATE EVACUATION PLAN

- Prioritize evacuation with those who are most exposed to danger.



VERIFY AND TURN OFF ELECTRICAL SYSTEMS LINKED TO OXYGEN SOURCES

