











WHO COVID-19 DETAILED SURVEILLANCE DATA DASHBOARD

Select report:

-  Cases and deaths by age
-  Age and sex pyramid
-  Sex ratio over time
-  Outcome
-  Case fatality ratio over time
-  Case fatality ratio by age groups over time
-  Testing data
-  Health worker data
-  Data processing
-  Download data

[© Copyright World Health Organization \(WHO\), \[2021\]. All Rights Reserved](#)