

HOW TO MONITOR & REPORT COVID-19 VACCINE SIDE EFFECTS

Health workers play a key role in ensuring the continued safety of COVID-19 vaccines

BEFORE VACCINATING



STEP ONE **ASK**

if the person getting vaccinated has ever had a severe allergic reaction to a vaccine



If YES, refer the person to an allergy specialist or health provider, who will recommend next steps



STEP THREE **COMMUNICATE**

common side effects after vaccination, which indicate that a person's body is building protection to COVID-19

Common side effects include:

- Arm soreness
- Mild fever
- Tiredness
- Headaches
- Muscle or joint aches



STEP TWO **ASSESS**


any **health or medical conditions listed as precautions** by the vaccine manufacturer or by your local immunization programme

These conditions may include:


- Pregnancy
- Compromised immune system
- Severe frailty among older persons

People with these conditions are eligible for vaccination, but should be offered information & counselling

STEP FOUR **VACCINATE**



AFTER VACCINATING



STEP FIVE **OBSERVE**

the vaccinated person for 15 minutes – tell them how & **where to report severe reactions**

- Observe people with a **past vaccine allergy for 30 minutes**, after they have been approved by a specialist (step 1)

STEP SIX **INFORM**

your supervisor immediately of any **unexpected or severe reactions** during the observation period or reported later

- **Complete an electronic or paper Adverse Events Following Immunization (AEFI) form**, available online at investigation.gvsi-aei-tools.org

- Health officials will then **investigate** the event

It's extremely rare for severe health reactions to be directly caused by vaccines. But reporting & investigating adverse events will ensure that COVID-19 vaccines continue to meet high safety standards.



World Health Organization

HOW TO MONITOR & REPORT COVID-19 VACCINE SIDE EFFECTS

Health workers play a key role in ensuring the continued safety of COVID-19 vaccines

BEFORE VACCINATING




STEP ONE ASK

if the person getting vaccinated has ever had a severe allergic reaction to a vaccine



If YES, refer the person to an allergy specialist or health provider, who will recommend next steps



STEP THREE COMMUNICATE

common side effects after vaccination, which indicate that a person's body is building protection to COVID-19

Common side effects include:

- Arm soreness
- Mild fever
- Tiredness
- Headaches
- Muscle or joint aches



STEP TWO ASSESS


any **health or medical conditions listed as precautions** by the vaccine manufacturer or by your local immunization programme

These conditions may include:


- Pregnancy
- Compromised immune system
- Severe frailty among older persons

People with these conditions are eligible for vaccination, but should be offered information & counselling

STEP FOUR VACCINATE



AFTER VACCINATING



STEP FIVE OBSERVE

the vaccinated person for 15 minutes – tell them how & **where to report severe reactions**

- Observe people with a **past vaccine allergy for 30 minutes**, after they have been approved by a specialist (step 1)

STEP SIX INFORM

your supervisor immediately of any **unexpected or severe reactions** during the observation period or reported later

- Complete an **electronic or paper Adverse Events Following Immunization (AEFI) form**, available online at investigation.gvsi-aeFI-tools.org

- Health officials will then **investigate** the event

It's extremely rare for severe health reactions to be directly caused by vaccines. But reporting & investigating adverse events will ensure that COVID-19 vaccines continue to meet high safety standards.



World Health Organization