

CCI Country Score: **70%** 2014

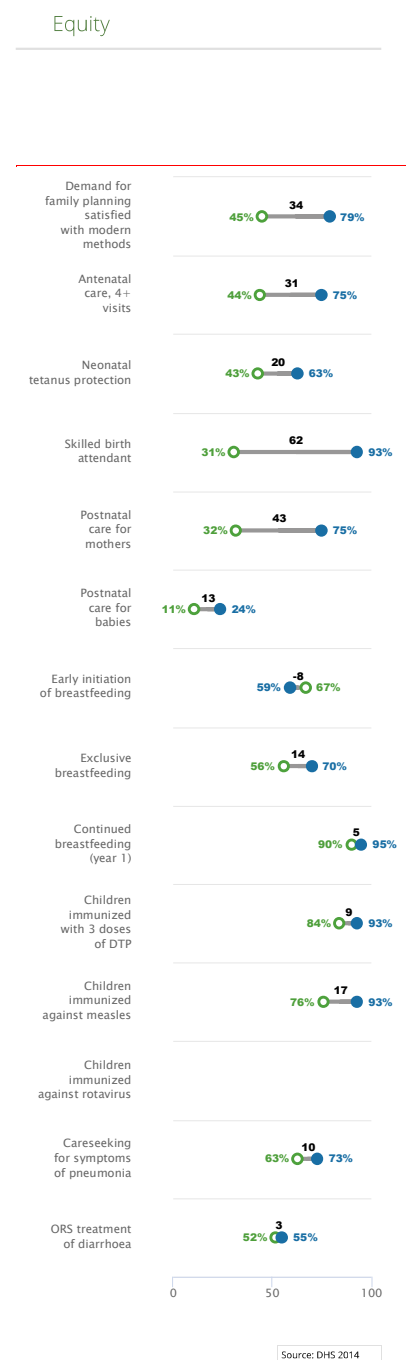
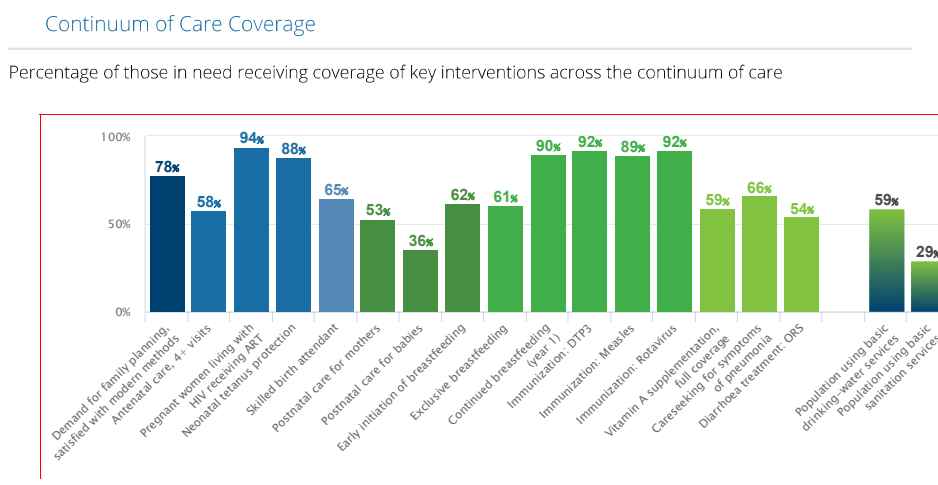
Composite Coverage Index

<50% 50-59% 60-69% 70-79% 80%+ No data

Demographics

Total population (000)	52,574	2019
Total under 5 population (000)	7,010	2019
Total adolescent (10-19) population (000)	12,494	2019
Secondary completion rate (upper, females)	38%	2018
Total births (000)	1,491	2019
Total fertility rate (births per woman)	3.4	2019
Adolescent (15-19 years) birth rate (births per 1000 girls)	96	2014

Birth registration	67%	2014
Total maternal deaths	5,000	2017
Lifetime risk of maternal deaths (1 in N)	76	2017
Stillbirth rate (per 1000 total births)	23	2015
Neonatal deaths, as % of all <5 deaths	49%	2019
Total under 5 deaths (000)	64	2019
Adolescent (10-19) mortality rate (per 100,000), by sex	117 girls 178 boys	2016



Maternal & Neonatal Health

Pregnancy and Delivery Care

Percent women aged 15-49 years with:

Year	Antenatal care (4+ visits)	Skilled birth attendant
2009 DHS 2008-2009	47%	56%
2014 DHS 2014	58%	65%

Adolescent Reproductive and Maternal Health

Age Group	Demand for family planning satisfied	Antenatal Care, 4+ visits	Skilled birth attendant
15-17 yrs	60%	49%	63%
18-19 yrs	55%	49%	61%
20-49 yrs	71%	59%	62%

Source: DHS 2014

Additional Maternal and Neonatal Health Interventions

Pregnant women living with HIV receiving ART	94%	2019
Intermittent preventive treatment for malaria during pregnancy 3+	22%	2015
Institutional Delivery	46%/15%/61%	2014
C-section rate	15%/5%/9%	2014

Women's & Children's Nutrition

Essential Nutrition Indicators

Prevalence of anemia in women aged 15-49	27%	2016
Women of reproductive age, short stature	1%	2014
Women (20+) with: BMI <18.5 kg/m2 (thinness)	9%	2016
BMI 25-30 kg/m2 (overweight)	24%	2016
BMI > 30 kg/m2 (obese)	12%	2016
Iron/folic acid supplementation during pregnancy	8%	2014
Low birth weight prevalence	12%	2015
Vitamin A supplementation, full coverage	59%	2018
Minimum dietary diversity	36%	2014

Child Nutritional Status

Percent children under 5 with moderate and severe:

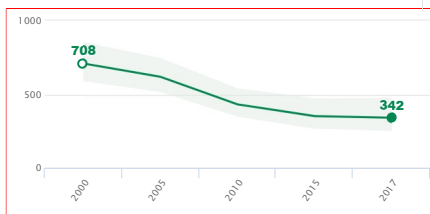
Stunting (26%)	DHS - 2014
Wasting (4%)	DHS - 2014
Overweight (4%)	DHS - 2014

Breastfeeding Practices

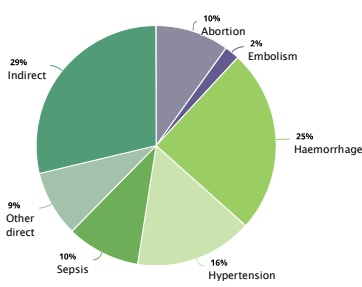
Year	Early Initiation of breastfeeding	Exclusive breastfeeding
2008 DHS 2008-09	56%	32%
2014 DHS 2014	62%	61%

Maternal Mortality Ratio
Deaths per 100,000 live births

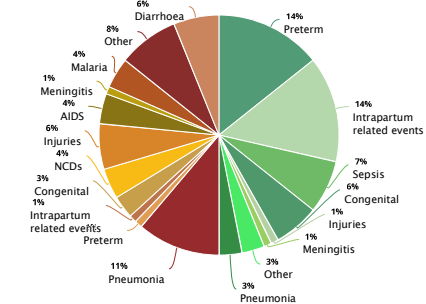
Uncertainty Range Around Estimate



Causes of Maternal Death - 2014
Regional estimates for Sub-Saharan Africa

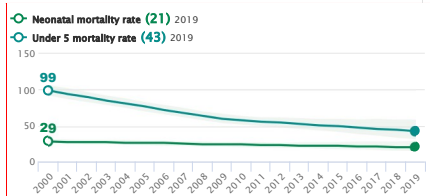


Causes of Death Under-Five - 2017
Globally nearly half of child deaths are attributable to undernutrition



Neonatal & Under-five Mortality Rate
Deaths per 1,000 live births

Source: UN MMEIG 2019
Uncertainty Range Around Estimate

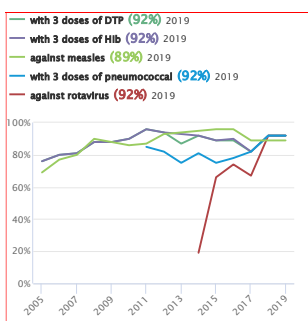


Children ages 1-59 months
Newborns ages 0-27 days
49% of deaths occur in the neonatal period

Child Health

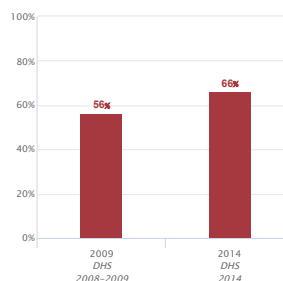
Immunization

Percent of children immunized:



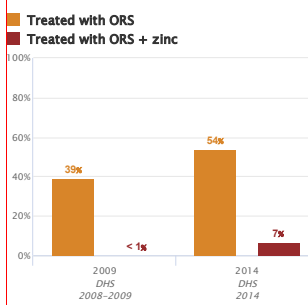
Pneumonia Treatment

Percent of children under 5 years with symptoms of pneumonia taken to appropriate health provider



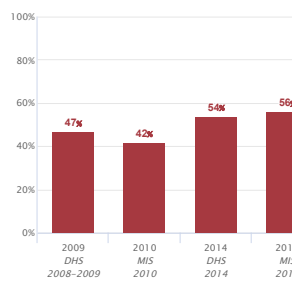
Diarrhoeal Disease Treatment

Percent of children under 5 years with diarrhoea:



Malaria Prevention & Treatment

Malaria prevention in children under-five - sleeping under ITNs



Malaria diagnostics in children under-five: 39% 2015

Population sleeping under ITN or sleeping in a house sprayed by IRS: 33% 2014

Policies, Systems & Financing

Legislative Policies

Legal age limit exists for adolescents to access family planning without spousal or parental consent

EMERGENCY CONTRACEPTION		CONTRACEPTIVE SERVICES	
Married Adolescents	Unmarried Adolescents	Married Adolescents	Unmarried Adolescents
Yes	Yes	Yes	Yes

Legal status of abortion

to save a woman's life	to preserve physical health	to preserve mental health	for social & economic reasons	on request	in case of rape	in case of incest	in case of fetal impairment
Yes	Yes	Yes	Yes	Yes	Yes	Yes	Yes

Maternity protection (Convention 183)

No

International Code of Marketing of Breastmilk Substitutes (provisions)

None Few Many Full

Legislation on food fortification

Wheat	Maize	Rice
MANDATORY	MANDATORY	NO OR UNKNOWN

Governance

Costed national implementation plan(s) for reproductive, maternal, newborn and child health available

Combined Plan	Plan with at least one component
Yes	Yes

Maternal Death Review 2019

A national policy to notify all maternal deaths	A national policy to review all maternal deaths	A national maternal death review committee	A subnational maternal death review committee	Both national and subnational maternal death review committees	SEMIANNUAL maternal death review committee meetings
Yes	Yes	Yes	Yes	Yes	Yes

Civil society involvement in review of national maternal, newborn and child health programs

No Data

National coordinating body that looks at RMNCH or its components

Yes

National human rights institution authorized to consider matters related to RMNCH

Yes

Financing

Total expenditure on health, per capita: 66 2016

Government expenditure on health, per capita: 24 2016

Out of pocket expenditure as % of total expenditure on health: 28% 2016

General government expenditure on health as % of total government expenditure: 36% 2016

ODA to RMNCH (US\$): Total: \$754 M 2017 Per capita: \$15 2017

Service Delivery

Life Saving Commodities in Essential Medicine List for RMNCH:

Reproductive Health: 1. Female Condom 2. Contraceptive implants 3. Emergency Contraception

Maternal Health: 1. Oxytocin 2. Misoprostol 3. Magnesium sulfate

Newborn Health: 1. Injectable Antibiotics 2. Antenatal Corticosteroids 3. Chlorhexidine

Child Health: 1. Amoxicillin 2. Oral Rehydration Salts 3. Zinc

National availability of functional Emergency Obstetric Care (% of recommended minimum): -

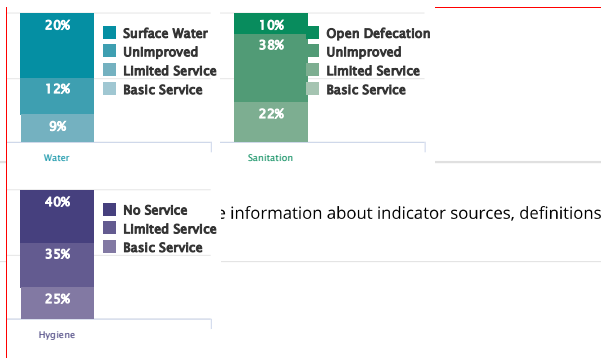
Density of skilled health professionals (per 10,000 population): Doctors: 2.0 2014 Nurses/Midwives: 15.4 2014

Midwives authorized for specific tasks

Parenteral antibiotics	Parenteral oxytocin	Parenteral anti-coagulants	Manual removal of placenta	Removal of retained products of conception	Assisted vaginal delivery	Newborn resuscitation
Yes	Yes	Yes	Yes	Yes	Yes	Yes

Environmental

Water, Sanitation & Hygiene



For more information about indicator sources, definitions and other details can be found at: countdown2030.org/annexes

Source: WHO/UNICEF Joint Monitoring Programme (2019)