

FINANCES: What resources were available to support the national program in the past six years? And what resources are available in the coming three years?

OUTCOME & COVERAGE: How many people received the treatment and prevention services that they need?

IMPACT: What is the trend among people who continue to fall ill or die? (actual and hypothetical in the absence of program)

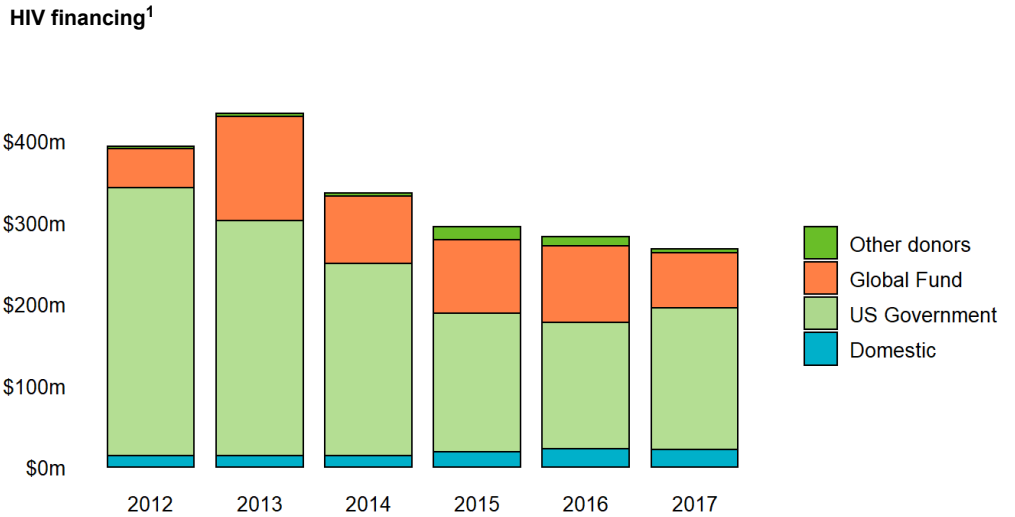
Historical investments by funding source (2012-2017)

Global Fund investments:
2014-2016 Allocation period
 HIV/AIDS disbursements: **\$254m**

2017-2019 Allocation period
 HIV/AIDS disbursements: **\$193m**

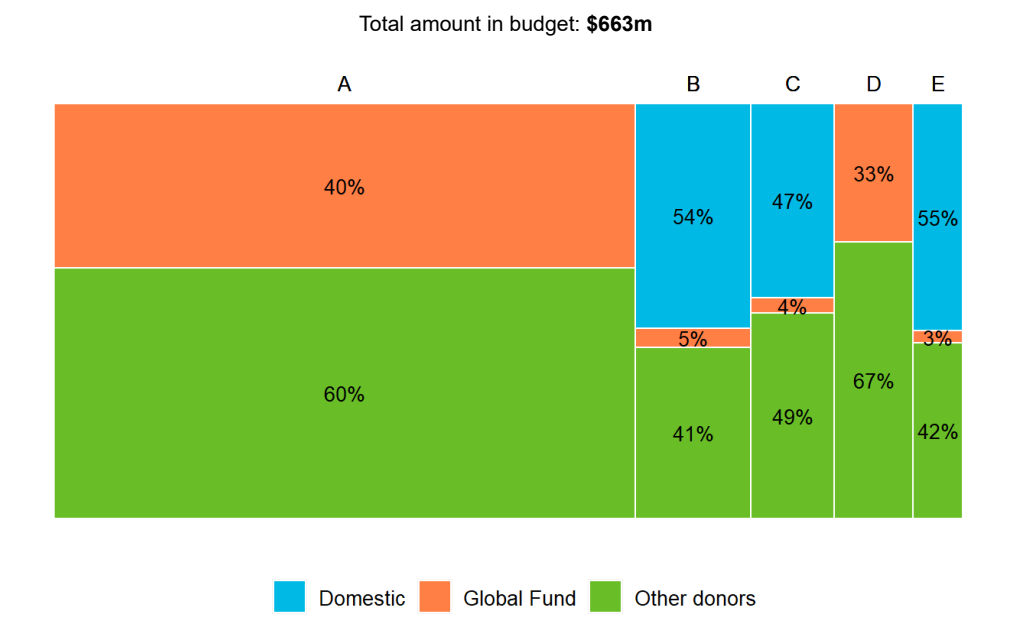
Cross-cutting RSSH disbursements: **\$46.9m** Cross-cutting RSSH disbursements: **\$28.6m**

In 2015-2017, **90%** of NSP need was funded.



¹Domestic – National Health Accounts, funding request submitted to the Global Fund; External – country reported, OECD DAC CRS

Planned investments by funding source and intervention (2018-2020)²



Label	Program Area	Total budget
A	Treatment, care and support - ART	\$406m
B	Program management	\$81m
C	Prevention programs for key and vulnerable populations	\$58m
D	General population prevention, including HIV testing	\$55m
E	RSSH	\$35m
Not in graph	Programs for sex workers and their clients	\$18m
Not in graph	PMTCT	\$10m

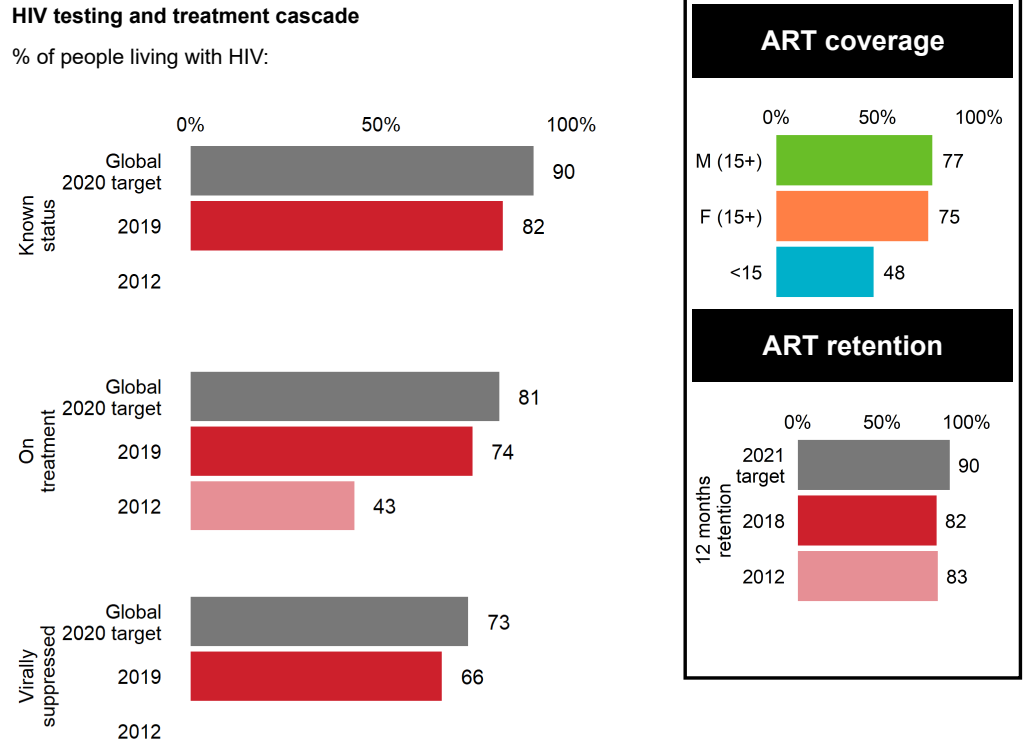
²Detailed financial gap analysis reported by country based on Global Fund Modules

Global Fund Results (2019)

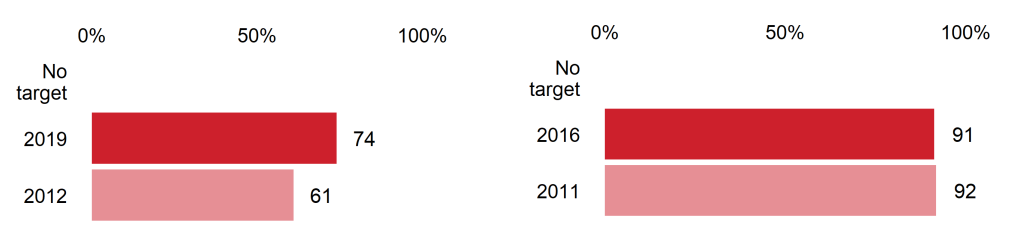
People currently on ART: **473k** VMMC performed: **-** PMTCT delivered: **20.3k**

HIV tests taken: **397k** KP reached with prevention services: **167k** YP reached with prevention services: **-**

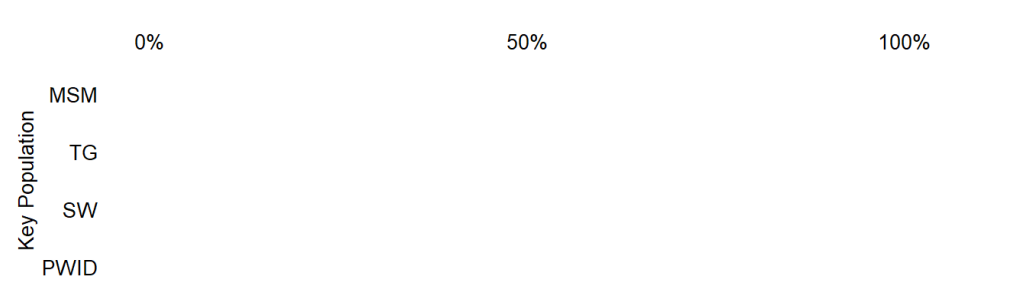
HIV prevention and treatment



PMTCT coverage **Male circumcision coverage**

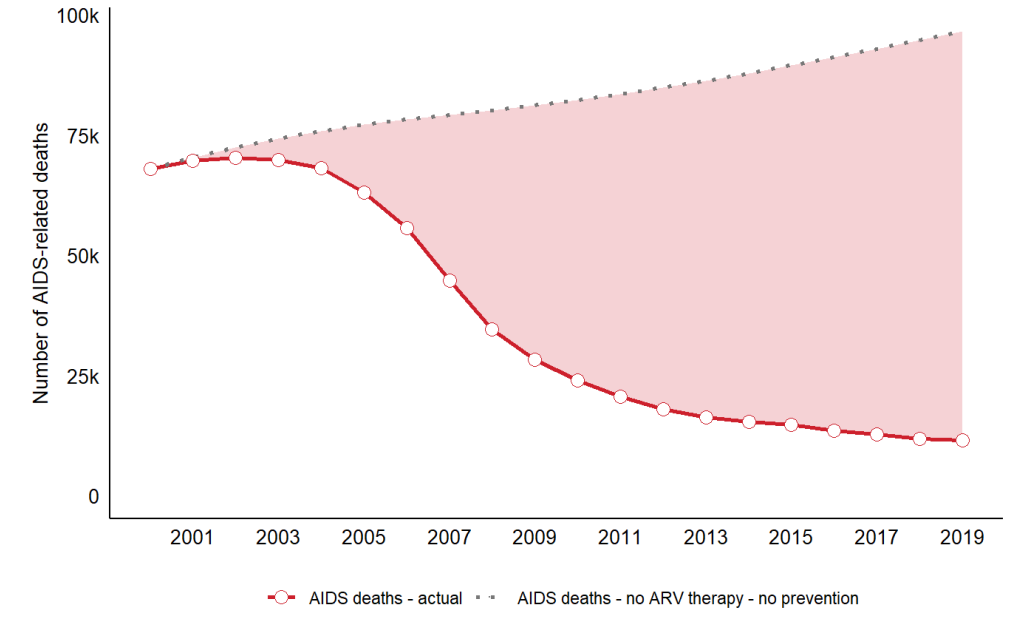


Knowledge of HIV status among key populations



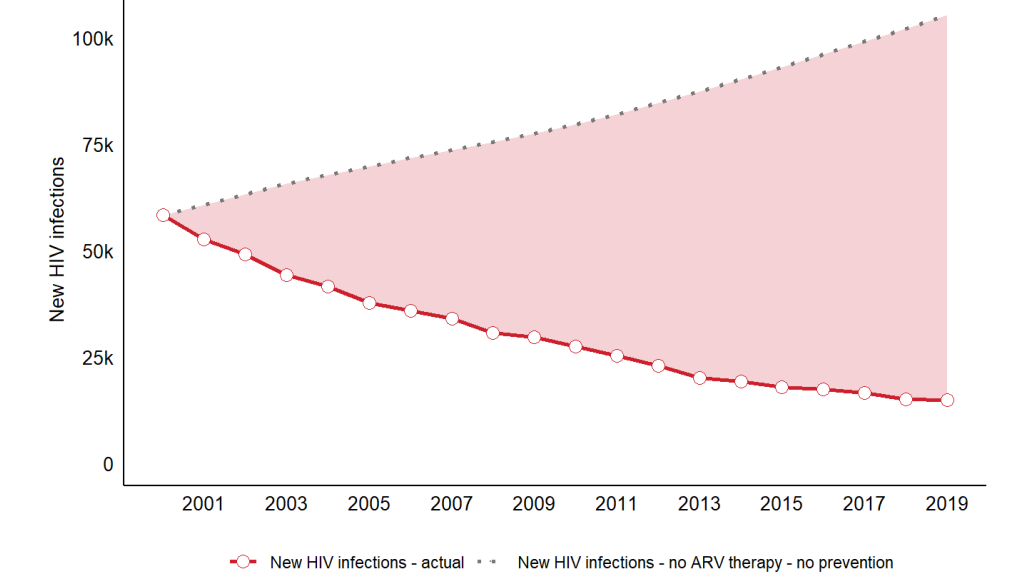
AIDS deaths

Change in AIDS deaths:
36% reduction from 2012 to 2019
83% reduction from 2000 to 2019



New HIV infections

Change in new HIV infections:
36% reduction from 2012 to 2019
75% reduction from 2000 to 2019



Notes
 Detailed notes are available on the separate Explanatory Notes page
https://www.theglobalfund.org/media/7871/other_countryresultsprofileexplanatory_notes_en.pdf