

Tuberculosis profile: Albania

Population 2019: 2.9 million

Estimates of TB burden*, 2019

	Number	(Rate per 100 000 population)
Total TB incidence	470 (410-550)	16 (14-19)
HIV-positive TB incidence	10 (4-19)	0.36 (0.15-0.66)
MDR/RR-TB incidence**	13 (4-27)	0.44 (0.14-0.93)
HIV-negative TB mortality	8 (4-14)	0.29 (0.15-0.48)
HIV-positive TB mortality	2 (1-3)	0.06 (0.02-0.11)

Estimated proportion of TB cases with MDR/RR-TB*, 2019

New cases	2.3% (0.64-5.8)
Previously treated cases	6.7% (0.17-32)

Universal health coverage and social protection*

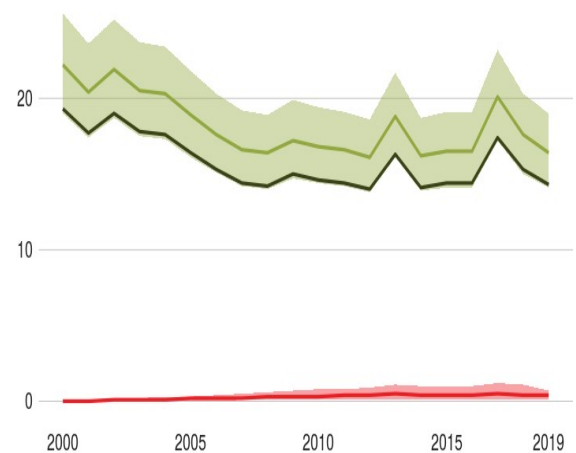
TB treatment coverage (notified/estimated incidence), 2019	87% (75-100)
TB patients facing catastrophic total costs	
TB case fatality ratio (estimated mortality/estimated incidence), 2019	2% (1-3)

TB case notifications, 2019

Total new and relapse	412
- % tested with rapid diagnostics at time of diagnosis	33%
- % with known HIV status	89%
- % pulmonary	78%
- % bacteriologically confirmed ^	70%
- % children aged 0-14 years	3%

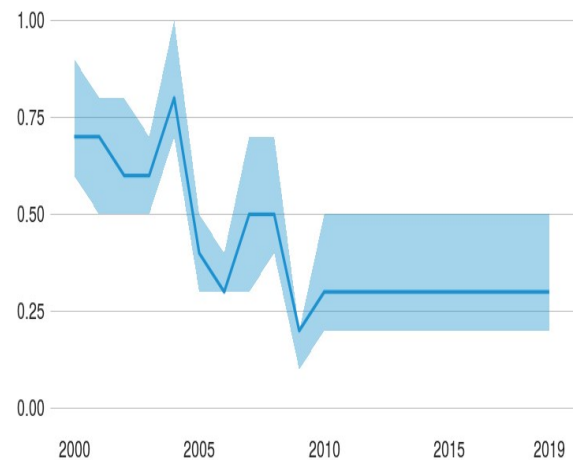
Incidence, New and relapse TB cases notified, HIV-positive TB incidence

(Rate per 100 000 population per year)



HIV-negative TB mortality

(Rate per 100 000 population per year)



Incidence, Notified cases by age group and sex, 2019

(Number)

- % women	28%
- % men	69%
Total cases notified	412

TB/HIV care in new and relapse TB patients, 2019

	Number	(%)
Patients with known HIV status who are HIV-positive	8	2.2%
- on antiretroviral therapy	8	100%

Drug-resistant TB care, 2019

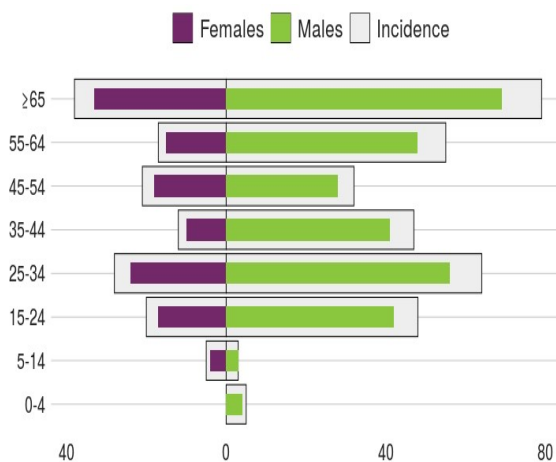
% of bacteriologically confirmed TB cases tested for rifampicin resistance - New cases ^	12%
% of bacteriologically confirmed TB cases tested for rifampicin resistance - Previously treated cases ^	21%
Laboratory-confirmed cases - MDR/RR-TB ^^	6
Patients started on treatment - MDR/RR-TB ^^	8
Laboratory-confirmed cases - XDR-TB ^^	0
Patients started on treatment - XDR-TB ^^	0
MDR/RR-TB cases tested for resistance to any fluoroquinolone	0

Treatment success rate and cohort size

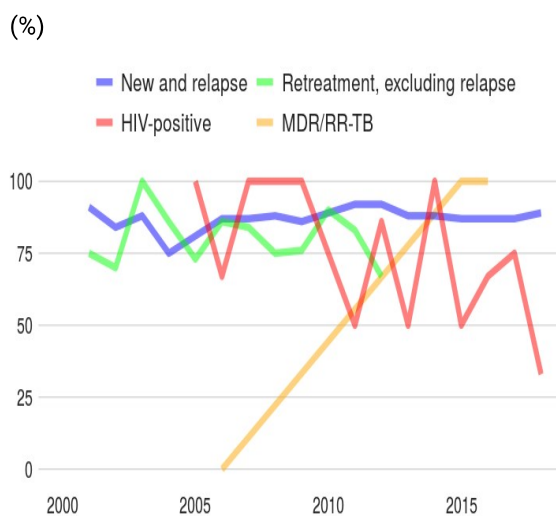
	Success	Cohort
New and relapse cases registered in 2018	89%	434
Previously treated cases, excluding relapse, registered in 2018		0
HIV-positive TB cases registered in 2018	33%	6
MDR/RR-TB cases started on second-line treatment in 2017		0
XDR-TB cases started on second-line treatment in 2017		0

TB preventive treatment, 2019

% of HIV-positive people (newly enrolled in care) on preventive treatment	
---	--



Treatment success rate



% of children (aged < 5) household contacts of bacteriologically-confirmed TB cases on preventive treatment 96% (71-100)

TB financing

National TB budget, 2020 (US\$ millions) 1

** Estimates of TB and MDR-TB burden are produced by WHO in consultation with countries. Ranges represent uncertainty intervals.*

*** MDR is TB resistant to rifampicin and isoniazid; RR is TB resistant to rifampicin*

^ Calculated for pulmonary cases only

^^ Includes cases with unknown previous TB treatment history

^^^ Includes patients diagnosed before 2019 and patients who were not laboratory-confirmed

Generated 2020-10-21 by the World Health Organization (<https://www.who.int/tb/data/>)