



### NAMIBIA COVID-19 SITUATION REPORT NO. 537

Outbreak Name	COVID-19 outbreak	Country affected	Namibia
Date & Time	06 September 2021 20h00	Investigation start Date	13 March 2020
Prepared by	Surveillance Team		

#### HIGHLIGHTS/SITUATION UPDATE (06/09/2021)

CUMULATIVE	TOTAL TODAY
Tested 671 302	Tested 1 478
Confirmed 125 897	Confirmed 125
Active 1 548	Active 1 548
Recoveries 120 920	Recoveries 108
Vaccinated 1 <sup>st</sup> doses 223 071 2 <sup>nd</sup> doses 129 891	Vaccinated 1 <sup>st</sup> doses 1 621 2 <sup>nd</sup> doses 2 218
Deaths 3 417	Deaths 3

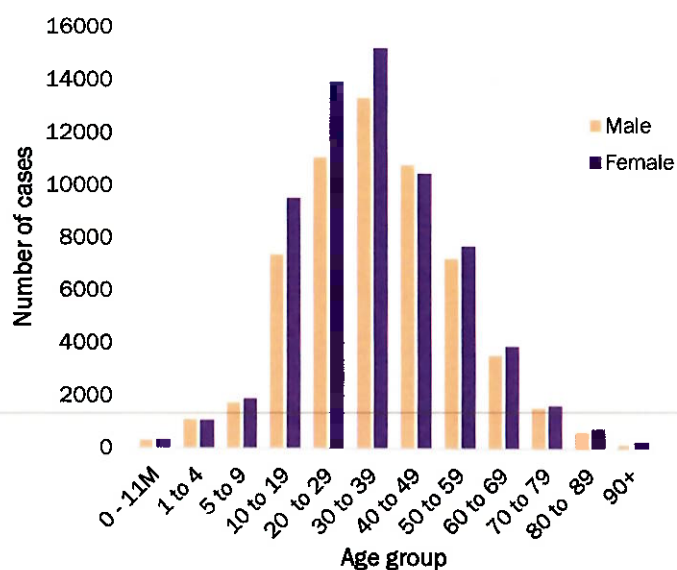
- A total of **125 920** cases have been recorded to-date, representing **5%** of the total population (**2 550 226**).
- More female cases **66 878 (53%)** have been recorded.
- Of the total confirmed cases, **4 287 (3%)** are Health Workers, with **4** new confirmations today.
  - 3 568 (83%) State; 711 (17%) Private, 8 (0.2%) Non-Governmental Organizations.
  - 4 233 (99%) recoveries and 25 (0.6%) deaths.
- The recovery rate now stands at **96%**.
- Khomas and Erongo regions reported the highest number of cases with **41 421 (33%)** and **18 164 (15%)** respectively.
- Of the total fatalities, **3 134 (92%)** are COVID-19 deaths while **283 (8%)** are COVID-19 related deaths. The case fatality rate now stands at **2.7%**.

**Table 1: Distribution of confirmed COVID-19 cases by region, 06 September 2021**

Region	Total cases daily	Total No. of cases	Active cases	Recoveries	Cumulative Deaths	Cumulative deaths with co-morbidities	Non-COVID deaths	Health Workers
Erongo	4	18 164	100	17 652	407	338	5	416
Hardap	3	7 406	37	7 112	257	160	0	123
Karas	11	7 711	149	7 418	144	125	0	234
Kavango East	10	5 442	17	5 238	186	114	1	244
Kavango West	0	611	16	577	18	16	0	38
Khomas	14	41 421	314	40 255	851	664	1	1 487
Kunene	24	3 568	106	3 368	94	74	0	95
Ohangwena	14	4 473	381	3 958	132	85	2	147
Omaheke	0	3 954	73	3 631	250	173	0	121
Omusati	6	5 410	124	5 072	214	130	0	176
Oshana	35	8 915	107	8 485	322	191	1	523
Oshikoto	4	6 606	44	6 393	167	133	2	318
Otjozondjupa	0	9 296	76	8 950	270	185	0	260
Zambezi	0	2 920	4	2 811	105	59	0	105
<b>Total</b>	<b>125</b>	<b>125 897</b>	<b>1 548</b>	<b>120 920</b>	<b>3417</b>	<b>2 447</b>	<b>12</b>	<b>4 287</b>



## EPIDEMIOLOGICAL SITUATION IN NAMIBIA



- Of the total confirmed cases, **74 939 (60%)** are in the 20-49 years age-brackets which constitutes the majority of the recorded cases.
- A total of **20 637 (16%)** of the confirmed cases are among the 5-19 years category.
- A total of **14 957 (12%)** of the confirmed cases are among the 50 - 59 years group.
- The under 5 years age group make up **2 824 (2%)** of the total cases whereas, **12 540 (10%)** are above 60 years of age.

**Figure 1: Age and Sex distribution of COVID-19 confirmed cases 06 September 2021**

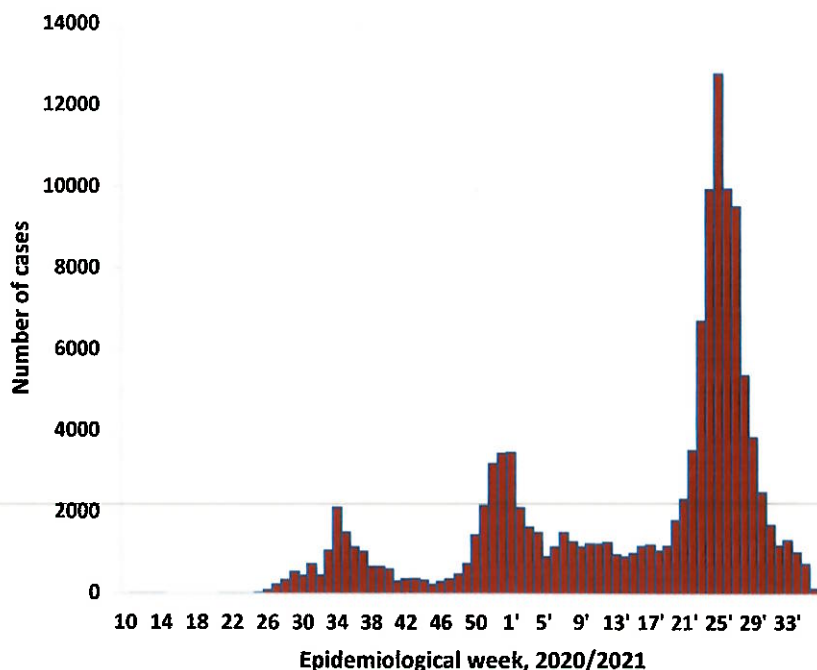
**Table 2: The current distribution for hospitalization of confirmed cases by region, 06 September 2021**

Region	Hospitalized confirmed cases	Intensive Care Unit
Erongo	19	8
Hardap	3	0
Kharas	8	0
Kavango East	13	0
Kavango West	2	0
Khomas	19	7
Kunene	9	0
Ohangwena	19	0
Omaheke	5	0
Omusati	20	0
Oshana	20	4
Oshikoto	8	3
Otjozondjupa	2	0
Zambezi	4	0
<b>Total</b>	<b>151</b>	<b>22</b>

- The laboratory testing capacity has been enhanced; with a total of fifteen (15) laboratories carrying out the testing of samples: NIP, Path-Care, UNAM Molecular, Central Veterinary Laboratory, Namib Poultry, NAMDEB, NamPath, Namibia Central Pathology, DiagnoLab, High Care, Alpha Medical Laboratory, Des-Jo Medical Test Centre, ProQuest Diagnostic Laboratory, MAXI and Medlink Laboratory Services.
- To date, **671 302** tests (including **14 165** re-tests) have been conducted by authorized laboratories.
- Since the beginning of the outbreak, **140 391** contacts of confirmed cases have been identified, **155** new contacts were identified within the last 24 hours from 11 regions.
- Cumulatively, **137 437** contacts have completed their monitoring period, while **288** contacts are lost to follow-up and a total of **24 838 (20%)** contacts of confirmed cases have tested positive.
- Today, **378 (25%)** out of **1 510** active contacts were monitored.

**Table 3: COVID-19 specimen recorded at the Laboratories 06 September 2021**

VARIABLES	TOTAL
Total samples received by the Laboratory	671 419
Total samples tested	657 137
Total samples re-tested	14 165
Total positive results	125 897
Total negative results	531 228
Total samples discarded	117
Invalid results	0
Total pending results	7
Indeterminant/Inconclusive	5
Suspected cases in 24 hours (excluding re-tests)	1 478



- The highest peak of **12 787 (10%)** cases was recorded during week 25 of 2021 (Figure 2).
- After a peak in epi-week 25, the country has seen a gradual reduction in the average number of confirmed cases to 104 in epi-week 35.

- The National Call Center continues operations for 24 hours daily.
- Today (05/09/2021), **500** calls were answered including **5** alerts.

Figure 2: Epi-curve for confirmed COVID-19 cases, 06 September 2021

Table 4: Number of people in quarantine, 06 September 2021

Region	Newly quarantined 24 hours	Cumulative number	Number discharged	Number in quarantine now
Erongo	0	6 931	6 641	290
Hardap	0	2 863	2 857	6
Kavango (East and West)	0	1 669	1 669	0
Khomas	0	3 692	3 692	0
Kharas	0	9 909	9 789	120
Kunene	0	6 355	6 155	200
Ohangwena	0	695	695	0
Omaheke	0	14 598	14 441	157
Omusati	26	2 823	2 787	36
Oshana	0	400	400	0
Oshikoto	99	22 038	21 817	221
Otjozondjupa	0	1 619	1 559	60
Zambezi	0	1 991	1 991	0
<b>Total</b>	<b>125</b>	<b>75 583</b>	<b>74 493</b>	<b>1 090</b>

- Since March 2020, **75 583** people have been placed into quarantine around the country.
- A total of **1 090** people are currently in quarantine, with **125** admissions.

Table 5: Summary of COVID-19 vaccine doses administered, 06 September 2021

Region	Cumulative no. of persons vaccinated with doses of Sinopharm and AstraZeneca		Targeted Population	Vaccination Coverage (%)	Cumulative no. of Healthcare Workers vaccinated with doses of Sinopharm and AstraZeneca	
	1 <sup>st</sup> doses	2 <sup>nd</sup> doses			1 <sup>st</sup> doses	2 <sup>nd</sup> doses
Erongo	24 139	14 110	121 682	11%	980	631
Hardap	14 390	6 638	56 741	11%	444	302
Kharas	9 736	6 058	55 489	11%	597	297
Kavango East	11 644	5 434	117 665	5%	860	466
Kavango West	5 302	3 203	29 228	11%	341	257
Khomas	60 697	39 006	286 641	13%	3330	2093
Kunene	11 921	5 558	66 499	8%	534	370
Ohangwena	14 166	7 418	164 102	5%	658	416
Omaheke	9 984	4 904	51 765	9%	339	202
Omusati	14 792	8 572	139 451	6%	796	489
Oshana	13 716	8 959	126 374	7%	1262	830
Oshikoto	11 601	6 553	124 395	5%	686	504
Otjozondjupa	17 220	10 890	97 903	11%	707	457
Zambezi	3 763	2 588	63 106	4%	466	389
<b>Total</b>	<b>223 071</b>	<b>129 891</b>	<b>1 501 041</b>	<b>9%</b>	<b>12000</b>	<b>7703</b>



### PUBLIC HEALTH ACTION (S)

- The COVID-19 vaccination programme is ongoing throughout the country.
- Public Health measures continues to be enforced as the situation is closely monitored.
- The government and development partners continue to prioritize the continuation of essential health services.

### CHALLENGES

- Slow vaccine uptake among members of the public, and circulation of anti-vaccination information.
- Poor adherence to COVID-19 Infection Prevention and Control (IPC) measures by the general public.

### RECOMMENDATIONS

- Encourage the public to get vaccinated and strengthen community health awareness to encounter anti-vaccination information in circulation.
- Continue to give awareness on the importance of adhering to COVID-19 IPC measures; with the involvement of the Security Cluster.


APPROVED

  
.....  
INCIDENT MANAGER  
06 SEPTEMBER 2021

  
.....  
SECRETARIAT

For enquiries, please contact  
**Namibia Public Health Emergency Operations Centre;**

 [PHEOC@mhss.gov.na](mailto:PHEOC@mhss.gov.na)

 0800 100 100

 0851 100 100