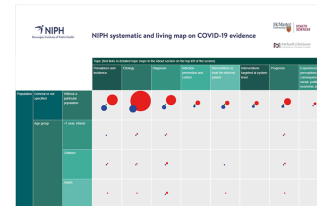



ARTICLE

Live map of COVID-19 evidence

Published 02.04.2020

A growing number of studies and reports are being published on COVID-19 and the pandemic. This project will help decision makers and researchers navigate the research.



 Les på norsk

 Share/tip

 Print

We provide an overview of scientific publications on COVID-19 categorized and parsed into more specific subgroups, providing quick access to specific topic-relevant publications. As a result, the map also identifies research gaps, possibly guiding further research efforts. Our partner at McMaster University, Canada is making an evidence map of trustworthy guidelines.

We conduct literature searches daily or every other day in PubMed. We will supplement the searches with material retrieved by searches performed by organizations such as WHO, CDC, and others.

We update the map weekly. As of 28 April 2020 the map contains 1,321 publications categorized by topic, population, and publication type. We have screened 10,785 references retrieved in our searches. The map includes all systematic reviews, RCT's, non-randomized studies with control groups and method papers up to 23 April 2020. For all other study designs, the map is up to date until 8 April 2020.

>> [Covid-19 evidence map protocol for publication \(protokoll pdf\)](#)

The main map gives an overview of all publications categorized according to publication type, population of interest and topic. User guides can be found in the «About»-section on the top left of each screen.

>> [Main map: NIPH systematic and living map on COVID-19 evidence](#)

More detailed maps are available for these topics:

>> [Etiology](#)

>> [Diagnosis](#)

>> [Infection prevention and control](#)

>> [Interventions to treat the infected patient](#)

>> [Interventions targeted at system level](#)

>> [Prognosis](#)

>> [Experiences and perception, social, political, economic aspects](#)

Reviews on Covid-19

>> [Reviews made by NIPH on Covid-19](#)

Contact us

Do you have questions or comments? Please contact us at Covid-19.evidencemap@fhi.no

NEWSLETTERS

[Subscribe to the newsletter](#)

- [Newsletter 2020/3](#)
- [Newsletter 2020/2](#)
- [Newsletter 2020/1](#)

Call for collaboration

We are seeking agencies and individual contributors interested in collaborating on this live map of COVID-19 evidence. Specifically, we are looking for partners that want to engage in the categorization of COVID-19 studies or in the risk of bias appraisal of prioritized studies. [A complete call for collaboration is available.](#)



HEALTH
SCIENCES



Systematic reviews

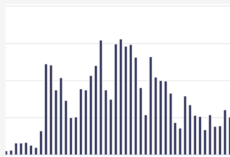
Coronavirus disease - advice and information

Did you find what you were looking for?

Yes

No

More articles



Updated 29.04.2020

Daily reports about coronavirus disease (COVID-19)

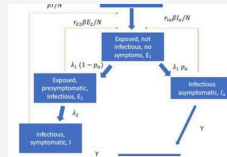
Here is a selection of data from the daily status reports about coronavirus disease (COVID-19) in Norway.



Published 28.04.2020

Call for Collaboration

The Norwegian Institute of Public Health (NIPH) is seeking agencies and other contributors interested in collaborating on a Live map of COVID-19 evidence.



Updated 26.04.2020

Coronavirus modelling

This page briefly describes the model used by the NIPH for situational awareness and forecasting of the coronavirus outbreak in Norway.



Published 24.04.2020

NorFlu Coronavirus Survey

We need to learn more about why some people contract coronavirus easily and why some people develop severe COVID-19 disease.

ADDRESS/CONTACT

Norwegian Institute of Public Health

PO Box 222 Skøyen
N-0213 Oslo

PO Box 973 Sentrum
N-5808 Bergen

Switchboard: (+47) 21 07 70 00
Org. no. 983 744 516

LATEST

[News by year](#)

[Divisions and departments](#)

[Would you like to work at the NIPH?](#)

ALL OUR

[Studies](#)

[Projects](#)

[Publications](#)

[Online publications](#)

[Health studies](#)

[Health registries](#)



Norwegian Institute of Public Health

[About the Norwegian Institute of Public Health](#)

[Privacy Policy](#)