



OCHA

# SYRIAN ARAB REPUBLIC

## Overview of humanitarian response from within Syria

January-December 2019

### OVERVIEW

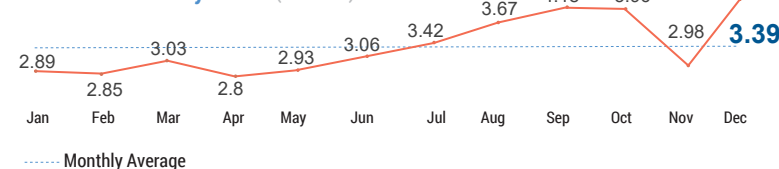
- Between January to December 2019, an estimated 8.58 million people were reached at least once with some form of humanitarian assistance, including over 91,000 people through three inter-agency convoys, two to Rukban and one to Menbij. On average, 3.4 million people received some form of humanitarian assistance on a monthly basis.
- Response efforts have seen a 39% increase in December compared to November with around 4.88 million people reached.
- More than a third (38.5%) of this response was delivered to areas of most acute need (which host an estimated 40% of people in need); 25.3% of the response was delivered to areas with major needs (which host an estimated 42% of people in need); and 36.2% of the response was delivered to other areas of lower severity and include life-saving activities (e.g.: vaccination campaigns, nutrition screening and water provision) to reduce excess morbidity and mortality.

### Inter-sector reach



People reached\* at least once with humanitarian assistance based on highest reach by sectors and community

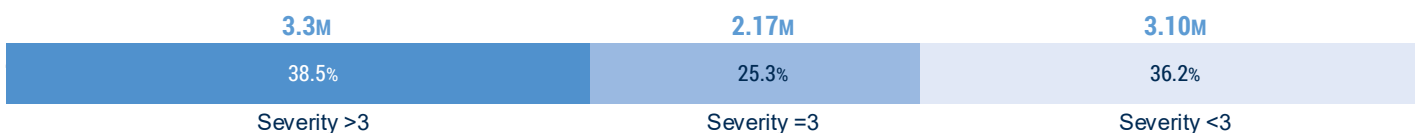
### Inter-sector reach by month (in Million)



**12.6M**  
Medical Procedures

**6.80M**  
Protection Interventions to people

### Inter-sector reach by severity of needs

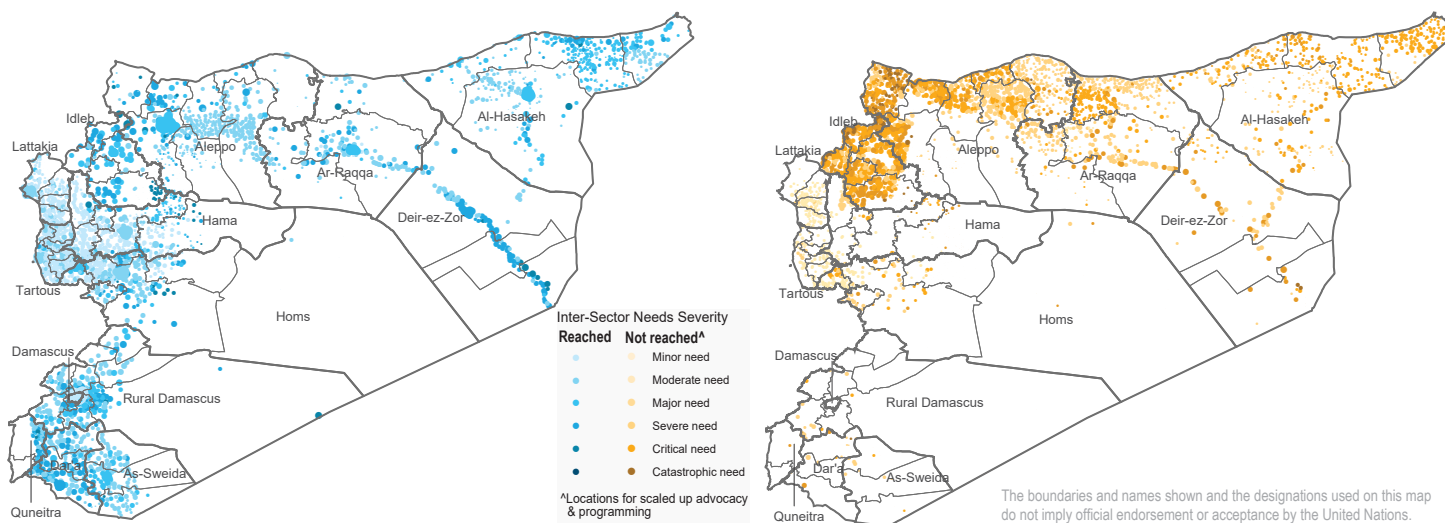


### Inter-sector reach vs PiN by severity level \*\*



\*\* Not all PiN is targeted in the HRP

### Communities reached & not reached by severity of needs



### Communities Reached

**3,284**  
At least by one sector

**PiN 8.37M**

**PiN 2.75M**

45.2%

Communities reached

54.8%

Communities for scaled up advocacy & programming

\*People reached is the number of people provided with humanitarian assistance by one or more sectors (Food & Agriculture, ERL (Direct), WASH (Life-Saving), NFI (Core), Shelter, Education, & Nutrition) taking the highest sector per community. People reached does not necessarily mean that all of their humanitarian needs are fully covered. The inter-sector and sector analysis is conducted with the PMR 2019 severity scale.

#### Limitations:

- The reporting of "people reached" does not convey the type, scale and quality of assistance and services people in need have received. The information does not include the Syrian Arab Red Crescent assistance that is not funded by the UN and INGOs. The data does not reflect International Committee of the Red Cross (ICRC) assistance.  
- Figures reflected are indicative and subject to change and overwrites previous monthly figures as appropriate.



OCHA

# SYRIAN ARAB REPUBLIC

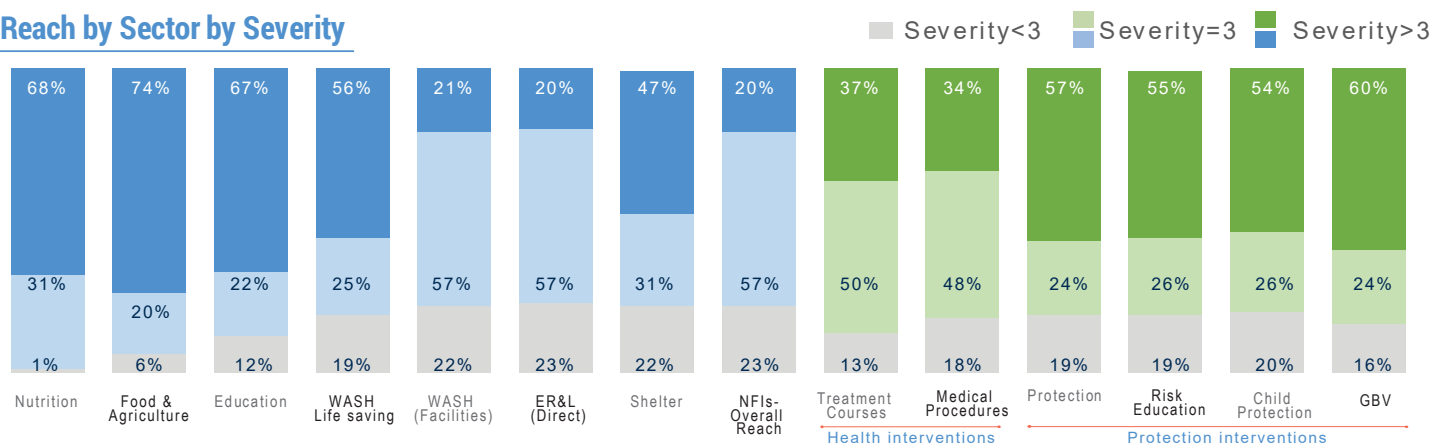
## Overview of humanitarian response from within Syria

January-December 2019

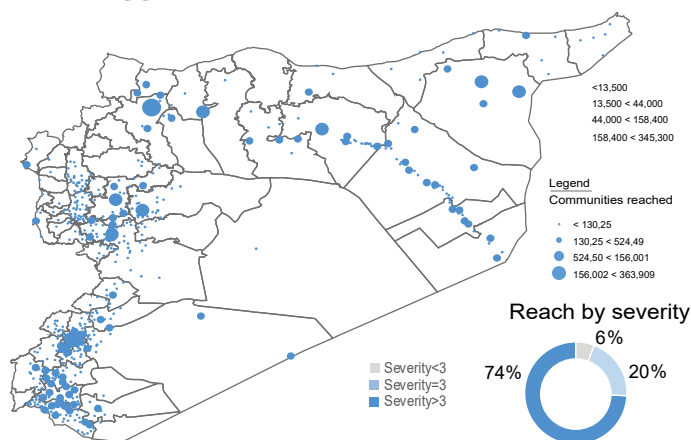
### SECTOR OVERVIEW

- Between January to December 2019, 6.8 million protection interventions were implemented with 57% of the protection response delivered to areas of most acute need.
- Around 4.65 million people received food assistance at least once with 74% of the response in areas of most acute need and a further 20% in areas of major needs.
- 68% of nutrition assistance, 67% of education and 56% of the WASH response were to areas of most acute need.
- There were over 12.6 million medical procedures during the reporting period, with 34% of the response in areas of most acute need and 48% in areas of major needs. Health facilities in areas of lower severity of need, such as in governorate capitals, also provide key health services to people from high severity need areas. Same applies for protection facilities.

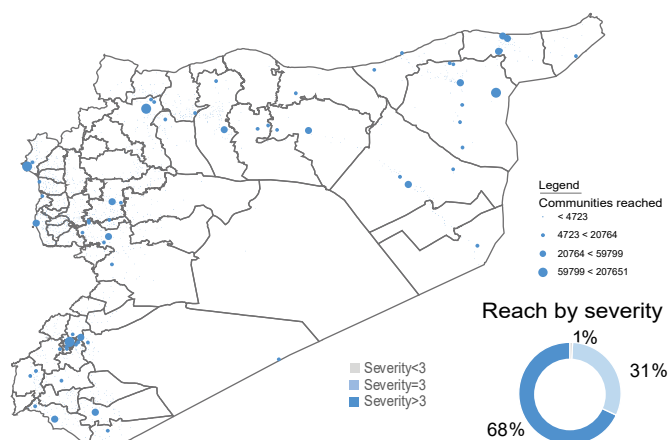
### Reach by Sector by Severity



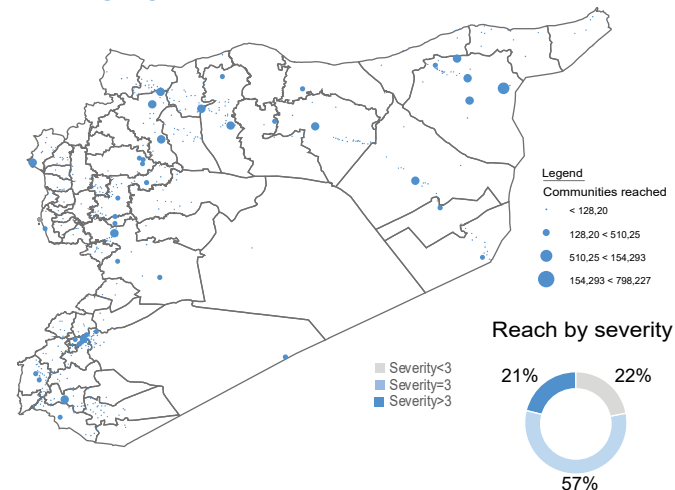
### Food and Agriculture 4.65M beneficiaries



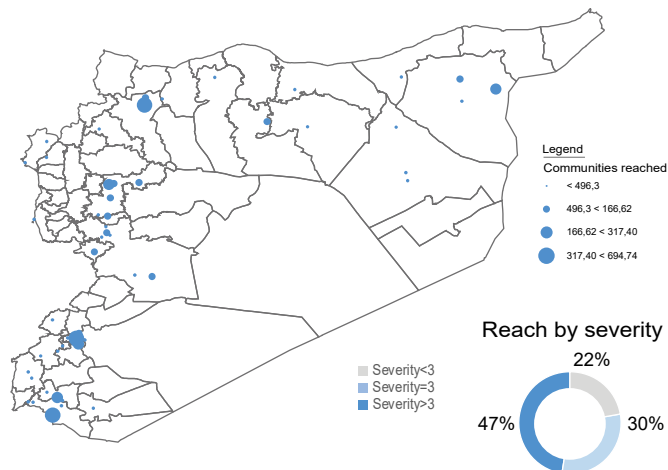
### Nutrition 2.22M beneficiaries



### NFI 3.79M beneficiaries



### Shelter 459k beneficiaries





OCHA

# SYRIAN ARAB REPUBLIC

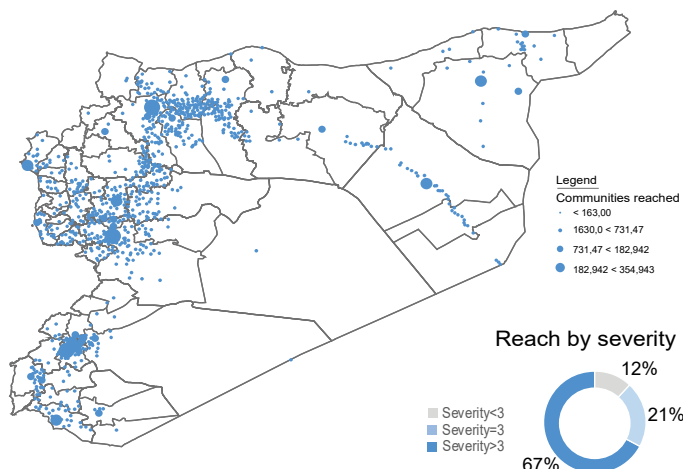
## Overview of humanitarian response from within Syria

January-December 2019



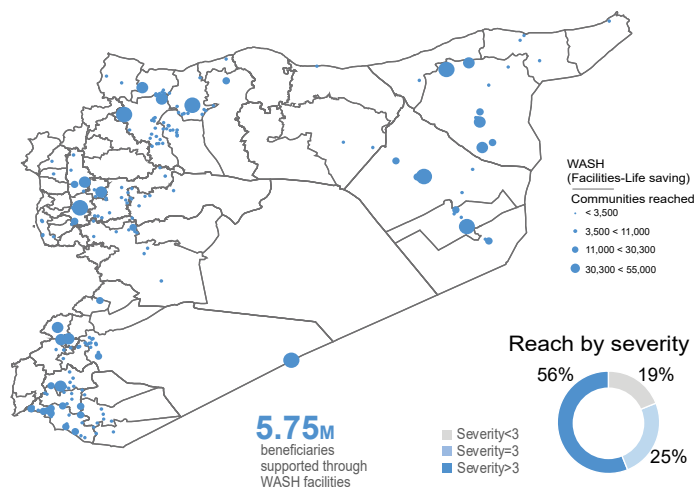
### Education

3.09M beneficiaries



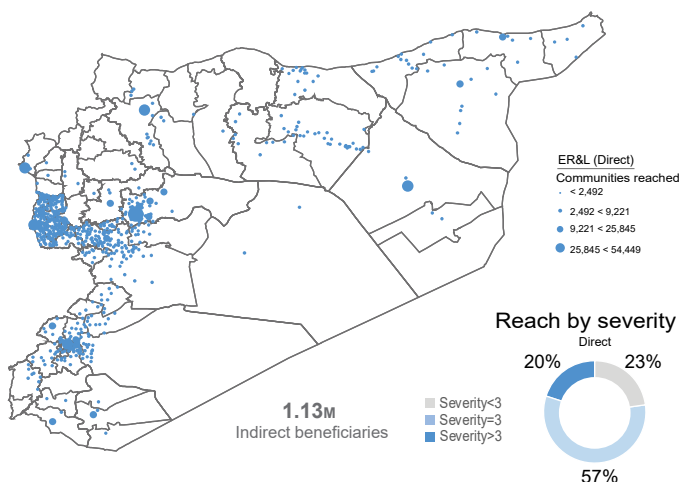
### WASH

3.04M beneficiaries



### ER&L

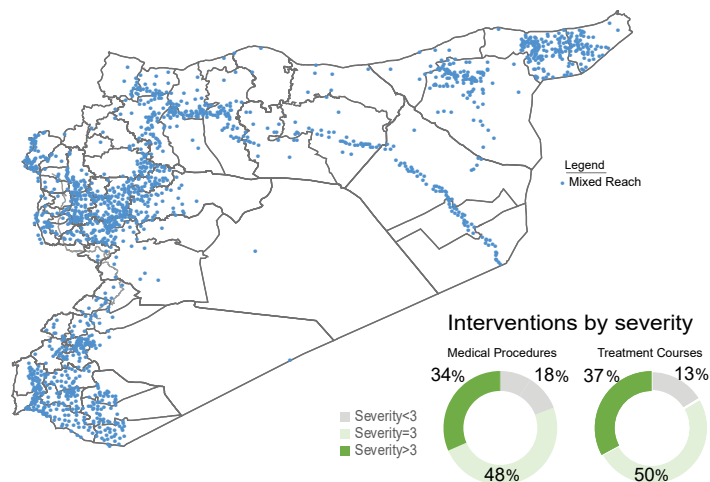
271k beneficiaries



### Health

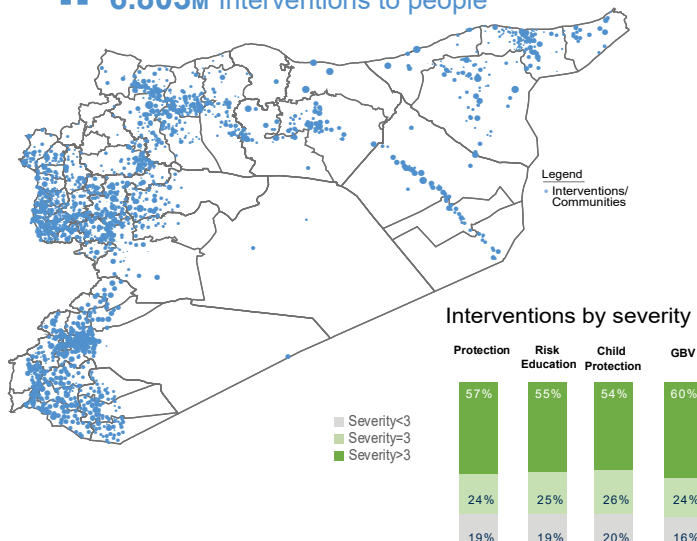
12.64M Medical procedures

10.45M Treatment courses



### Protection

6.803M Interventions to people



#### Notes:

- Food assistance includes food baskets, bread/wheat flour, cash/vouchers lifesaving and emergency food rations. As well as agricultural inputs, small-scale food production, livestock asset restoration, animal health, income generating activities, provision of services and rehabilitation of relevant infrastructure.
- Protection figures represent the total number of distinct protection interventions conducted through the sector's prevention, response and capacity building activities. The overall protection interventions in this product also include achievements in Child Protection (CP), Gender-Based Violence (GBV) and Risk Education (RE).
- For health, given the challenges the sector faces in measuring individual beneficiaries, the indicator for the number of medical procedures is used as an aggregate indicator that serves as a proxy measure for overall progress in health service delivery in Syria (medical procedures are an aggregate indicator that includes outpatient consultations at primary health care units and hospitals, number of referral cases, mental health consultations, trauma cases, persons with disabilities supported and deliveries by a skilled birth attendant).