

AIDS*info* GLOSSARY

of HIV/AIDS-Related Terms

2018 • 9TH EDITION

Offering information on
HIV/AIDS treatment,
prevention, and research



AIDSinfo is a service of the U.S. Department of Health and Human Services (HHS) and is maintained by the National Library of Medicine (NLM), which is part of the National Institutes of Health (NIH).

Order the 9th Edition of the Glossary

To order free copies of the glossary, call *AIDSinfo* at 800-448-0440 or visit aidsinfo.nih.gov/order-publications.

Table of Contents

| | |
|------------------------------------|-----|
| Introduction | ii |
| Terms and Definitions | 1 |
| Appendices | |
| Abbreviations and Acronyms | 186 |
| Glossary Images..... | 192 |

Introduction

The 9th Edition of the *AIDSinfo* Glossary of HIV/AIDS-Related Terms continues to provide people living with HIV, their families and friends, health care professionals, and students a roadmap to understanding HIV. Key features of the latest edition of the Glossary include the following:

- Images to illustrate several terms, including each step in the HIV life cycle, the various types of viral tropism, and the stages of clinical research.
- Updated and new definitions for more than 700 terms used to describe the virus, the infection it causes, and strategies used to diagnose, treat, and prevent HIV/AIDS.

The terms included in the Glossary represent the vocabulary of HIV used in a variety of federal resources, including federally approved HIV/AIDS medical practice guidelines and published results from HIV-related research studies. Term definitions are based on information from government sources, including the National Institutes of Health (NIH), the National Library of Medicine (NLM), the Centers for Disease Control and Prevention (CDC), and the Food and Drug Administration (FDA). In general, terms and images in the Glossary are presented in the context of HIV/AIDS. For example, the definition and image for adherence refers to the use of antiretroviral HIV medications.

The Glossary is also available on the *AIDSinfo* website and as a free app for iOS and Android devices.

About AIDSinfo

AIDSinfo, a service of the U.S. Department of Health and Human Services (HHS) and maintained by NLM, offers health care providers, researchers, people affected by HIV/AIDS, and the public easy access to federally approved HIV/AIDS medical practice guidelines, HIV treatment and prevention clinical trials, and other research information.

Features of the *AIDSinfo* website include:

- HIV/AIDS medical practice guidelines
- easy-to-understand consumer health information based on the medical practice guidelines, including fact sheets and infographics
- a search tool to help users quickly find HIV/AIDS-related clinical trials from *ClinicalTrials.gov*
- a drug database offering comprehensive information on HIV-related medications

Information is also available on *infoSIDA*, the *AIDSinfo* Spanish-language companion website.

AIDSinfo has three mobile apps: the *AIDSinfo* HIV/AIDS Guidelines app, the *AIDSinfo* HIV/AIDS Drug Database app, and the *AIDSinfo* HIV/AIDS Glossary app.

AIDSinfo is 100% federally funded. Sponsors include NLM, the Office of AIDS Research (OAR), and the National Institute of Allergy and Infectious Diseases (NIAID)—three entities within NIH; the Health Resources and Services Administration (HRSA); and CDC.

AIDSinfo: aidsinfo.nih.gov

infoSIDA: infosida.nih.gov

Mobile Apps: aidsinfo.nih.gov/apps

Connect with *AIDSinfo* in a variety of ways:

Social Media

- Facebook: facebook.com/AIDSinfo
- *AIDSinfo* Twitter: @AIDSinfo
- *infoSIDA* Twitter: @infoSIDA

E-Newsletter

- Subscribe to At-a-Glance: aidsinfo.nih.gov/e-news
- Subscribe to AI instante: infosida.nih.gov/e-news

Email

- ContactUs@AIDSinfo.nih.gov

Phone

- Telephone: 800-448-0440
- International: 301-315-2816
- TTY: 888-480-3739

Mail

- P.O. Box 4780, Rockville, MD 20849-6303

Terms and Definitions

Absolute Contraindication

When a particular treatment or procedure should not be used under any circumstance because of the severe and potentially life-threatening risks involved.

Acanthosis Nigricans

A skin disorder characterized by velvety, light brown-to-black markings that develop mainly in the folds of the body, such as in the armpits, groin, and creases of the neck. Acanthosis nigricans can be an inherited condition or can occur as the result of an endocrine disorder, cancer, or use of certain medications.

Acquired Immunity (Fig. 1)

Immunity that develops during a person's lifetime. There are two types of acquired immunity: active immunity and passive immunity.

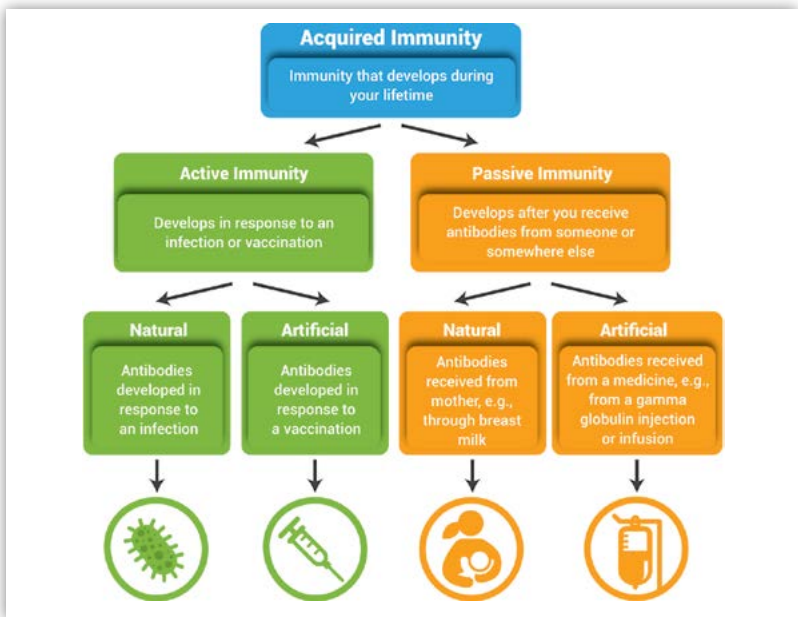


Figure 1

A
B
C
D
E
F
G
H
I
J
K
L
M
N
O
P
Q
R
S
T
U
V
W
X
Y

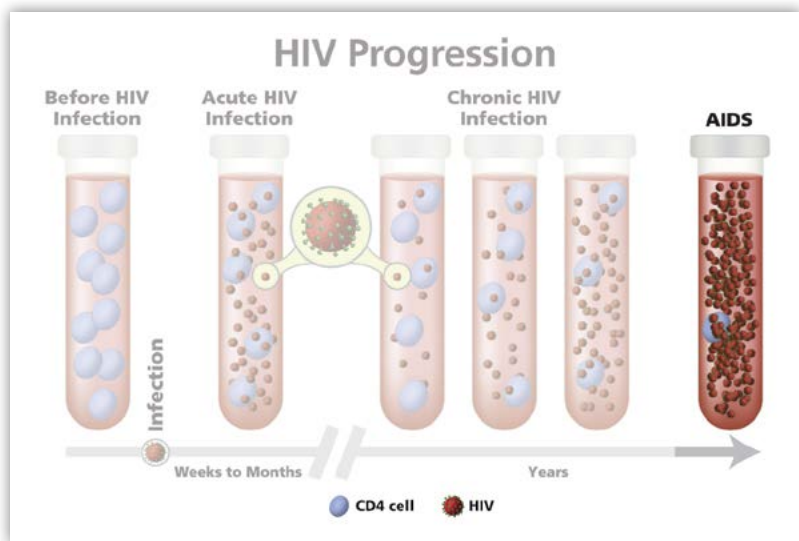


Figure 2

Acquired Immunodeficiency Syndrome (AIDS) (Fig. 2)

A disease of the immune system due to infection with HIV. HIV destroys the CD4 T lymphocytes (CD4 cells) of the immune system, leaving the body vulnerable to life-threatening infections and cancers. Acquired immunodeficiency syndrome (AIDS) is the most advanced stage of HIV infection. To be diagnosed with AIDS, a person with HIV must have an AIDS-defining condition or have a CD4 count less than 200 cells/mm³ (regardless of whether the person has an AIDS-defining condition).

Acquired Resistance

SYNONYM(S): Secondary Resistance

When a drug-resistant strain of HIV emerges while a person is on antiretroviral therapy (ART) for the treatment of HIV infection.

Active Immunity (Fig. 3)

Immunity that develops after exposure to a disease-causing infectious microorganism or other foreign substance, such as following infection or vaccination.

Acute HIV Infection (Fig. 4)

SYNONYM(S): Primary HIV Infection

Early stage of HIV infection that extends approximately 2 to 4 weeks from initial infection until the body produces enough HIV antibodies to be detected by an HIV antibody test. During acute HIV infection, HIV is highly infectious because the virus is multiplying rapidly. The rapid increase in HIV viral load can be detected before HIV antibodies are present.

Acute Inflammatory Demyelinating Polyneuropathy

SEE: Guillain-Barré Syndrome

Adenopathy

Large or swollen lymph glands.

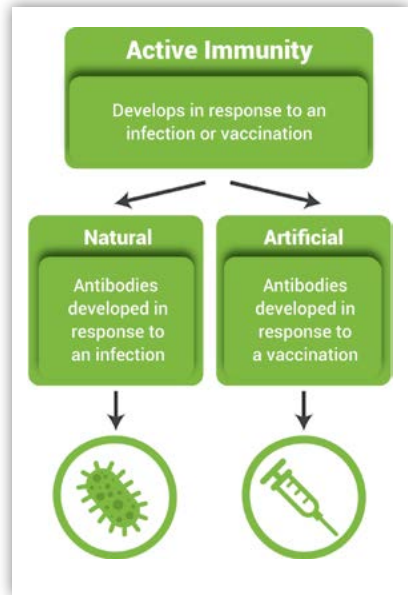


Figure 3

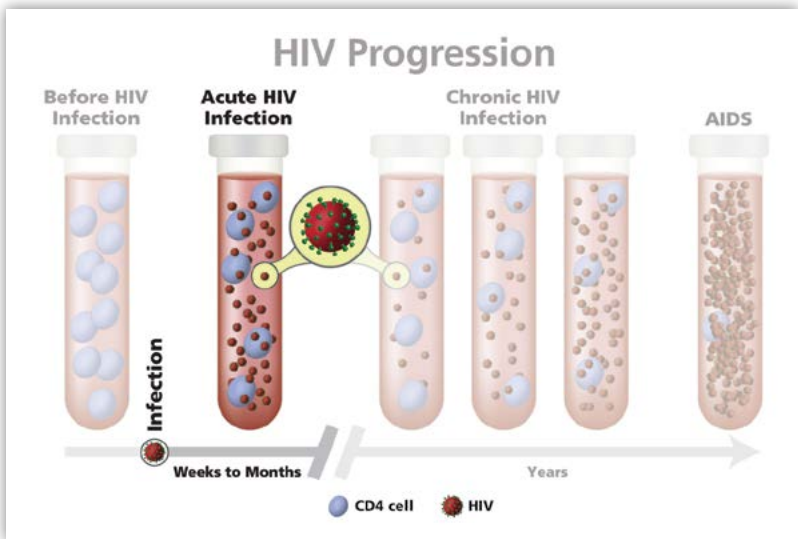


Figure 4

A
B
C
D
E
F
G
H
I
J
K
L
M
N
O
P
Q
R
S
T
U
V
W
X
Y

Adenovirus

A group of viruses that use DNA as their genetic material and commonly cause respiratory and eye infections. People with weakened immune systems, including people with HIV, have a greater risk for serious complications from an adenovirus infection than people with healthy immune systems.

Adherence (Fig. 5)

Taking medications (or other treatment) exactly as instructed by a health care provider. The benefits of strict adherence to an HIV regimen include sustained viral suppression, reduced risk of drug resistance, improved overall health and quality of life, and decreased risk of HIV transmission.

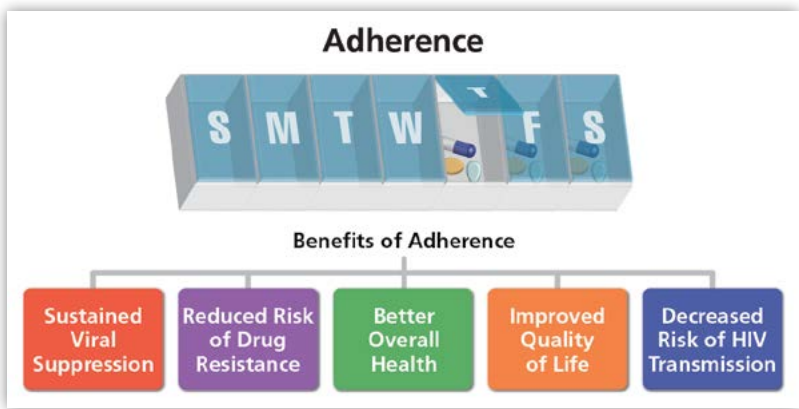


Figure 5

Adjuvant

A substance added to a drug or vaccine to enhance its effectiveness. Also, an additional drug or other intervention that is used to bolster an initial treatment.

Adverse Drug Reaction

SEE: Adverse Event

Adverse Event (AE)

SYNONYM(S): Adverse Drug Reaction

Any undesirable experience associated with the use of a drug or other medical product.

Agammaglobulinemia

An inherited immune disorder that causes very low levels of immunoglobulins in the blood. Immunoglobulins are a type of antibody.

Agency for Healthcare Research and Quality (AHRQ)

A federally funded agency that produces evidence to make health care safer, higher quality, more accessible, equitable, and affordable and that works with partners to ensure that the evidence is understood and used.

AIDS Case Definition (Fig. 6)

Diagnostic criteria for AIDS established by the Centers for Disease Control and Prevention (CDC). To be diagnosed with AIDS, a person with HIV must have an AIDS-defining condition or have a CD4 count less than 200 cells/mm³ (regardless of whether the person has an AIDS-defining condition).

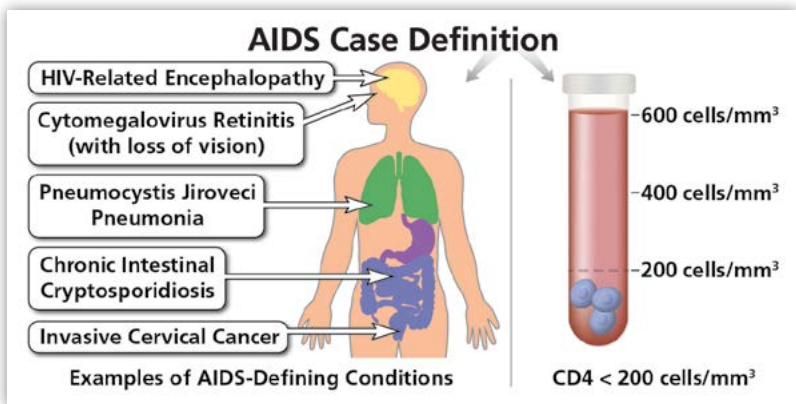


Figure 6

AIDS Clinical Trials Group (ACTG)

Formerly called Adult AIDS Clinical Trials Group (AACTG). Federally funded program that supports the largest network of HIV/AIDS researchers and clinical units in the world. AIDS Clinical Trials Group (ACTG) develops and conducts research related to HIV infection and its complications.

AIDS Dementia Complex (ADC)

SYNONYM(S): AIDS Encephalopathy, HIV Encephalopathy, HIV-Associated Dementia

A progressive neurological condition associated with advanced HIV infection or AIDS. Symptoms include memory loss, slowed movements, and behavioral changes.

AIDS Drug Assistance Programs (ADAPs)

Federally funded programs that provide medications and other HIV-related services to low-income, uninsured, and underinsured people with HIV/AIDS. Services of AIDS Drug Assistance Programs (ADAPs) are available in all 50 states and U.S. territories.

AIDS Education and Training Centers (AETCs)

Regional centers that conduct education and training programs for health care providers who treat people living with HIV/AIDS. Training is targeted to providers who serve minority populations, the homeless, rural communities, prisoners, community and migrant health centers, and Ryan White HIV/AIDS Program-funded sites. AIDS Education and Training Centers (AETCs) serve all 50 states and many U.S. territories.

AIDS Encephalopathy

SEE: AIDS Dementia Complex

AIDS Service Organization (ASO)

A non-governmental organization that provides services related to the prevention and treatment of HIV/AIDS.

AIDS-Defining Condition (Fig. 7)

Any HIV-related illness included in the Centers for Disease Control and Prevention's (CDC) list of diagnostic criteria for AIDS. AIDS-defining conditions include opportunistic infections and cancers that are life-threatening in a person with HIV.

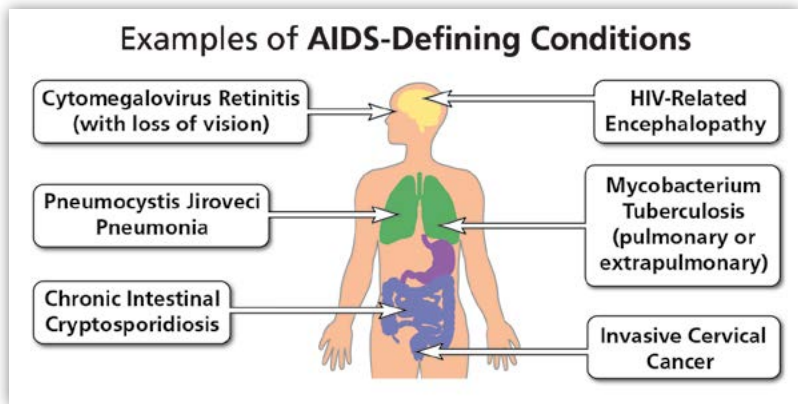


Figure 7

AIDSinfo

The federal website offering HIV/AIDS medical practice guidelines and information on HIV-related clinical trials and drugs for health care providers, researchers, people affected by HIV/AIDS, and the general public. Information is also available by phone, email, and postal mail.

AIDS-Related Cancer

A type of cancer that is more likely to occur in people with HIV/AIDS than in people with healthy immune systems. AIDS-related cancers include lung cancer, anal cancer, and Hodgkin lymphoma. Some but not all AIDS-related cancers are AIDS-defining conditions.

Alanine Aminotransferase (ALT)

SYNONYM(S): Alanine Transaminase, Serum Glutamate Pyruvate Transaminase (SGPT)

An enzyme found primarily in the liver. Alanine aminotransferase may be measured as part of a liver function test.

Alanine Transaminase

SEE: Alanine Aminotransferase

Albumin

A protein made by the liver and found in the blood. Levels of this protein may be measured as part of a liver function test.

A
B
C
D
E
F
G
H
I
J
K
L
M
N
O
P
Q
R
S
T
U
V
W
X
Y

Albuminuria

SEE: Proteinuria

Alkaline Phosphatase (ALP)

An enzyme found throughout the body, especially in the liver and bone. Alkaline phosphatase may be measured as part of a liver function test.

Alopecia

Loss of hair. Alopecia may be an adverse effect of some antiretroviral (ARV) drugs.

American Trypanosomiasis

SEE: Chagas Disease

Amino Acids

The chemical building blocks of proteins.

Anemia

A blood disorder caused by a reduced number or function of red blood cells. Symptoms may include shortness of breath, fatigue, and rapid heartbeat. HIV-associated causes of anemia include progression of HIV disease, opportunistic infections, and certain HIV-related drugs.

Antenatal

SEE: Prenatal

Antepartum (Fig. 8)

The time period before childbirth. Antepartum refers to the mother.

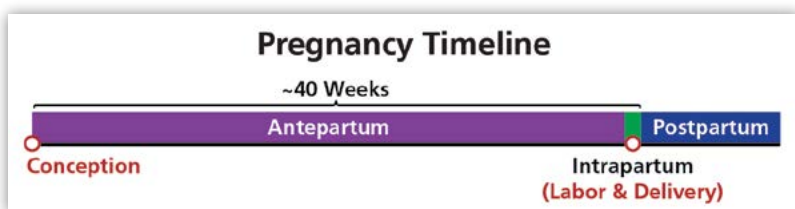


Figure 8

Antibiotic

A drug used to kill or suppress the growth of bacteria.

Antibody

SYNONYM(S): Immunoglobulin

A protein produced by B lymphocytes (B cells) in response to an antigen. Antibodies bind to and help destroy antigens.

Antibody Differentiation Test

A type of antibody test that can distinguish HIV-1 antibodies from HIV-2 antibodies. When an initial HIV antibody test result is positive, an antibody differentiation test is done to determine whether a person has HIV-1 or HIV-2. The test is done using a sample of blood.

Anticoagulant

SYNONYM(S): Blood Thinner

A drug used to prevent the blood from clotting.

Antifungal

A drug used to kill or suppress the growth of fungi.

Antigen

Any substance that triggers an immune response. Antigens include bacteria, viruses, and allergens, such as pollen.

Antigen/Antibody Combination Test

A type of HIV test that can detect HIV-1 and HIV-2 antibodies and HIV-1 p24 antigen (a protein that forms the HIV core). Antigen/antibody combination tests can detect HIV earlier than tests that only detect HIV antibodies. The test is done using a sample of blood.

Antigen-Antibody Complex

SEE: Immune Complex

Antigen-Presenting Cell (APC)

A type of immune cell that enables a T lymphocyte (T cell) to recognize an antigen and mount an immune response against the antigen. Antigen-presenting cells (APCs) include macrophages, dendritic cells, and B lymphocytes (B cells).

A
B
C
D
E
F
G
H
I
J
K
L
M
N
O
P
Q
R
S
T
U
V
W
X
Y

Antineoplastic

A drug that helps treat cancer by inhibiting cell growth.

Antiprotozoal

A drug used to kill or suppress the growth of protozoans.

Antiretroviral (ARV)

A drug used to prevent a retrovirus, such as HIV, from replicating. The term primarily refers to antiretroviral (ARV) HIV drugs.

Antiretroviral Pregnancy Registry

A project established to monitor prenatal exposures to antiretroviral (ARV) drugs and to detect any potential increase in the risk of related birth defects. Pregnant women exposed to ARV drugs voluntarily enroll in the Registry through their health care providers. Information provided to the Registry includes no identifying patient information.

Antiretroviral Therapy (ART)

SYNONYM(S): Combination Therapy, Combined Antiretroviral Therapy (cART), Highly Active Antiretroviral Therapy (HAART)

The daily use of a combination of HIV medicines (called an HIV regimen) to treat HIV infection. A person's initial HIV regimen generally includes three antiretroviral (ARV) drugs from at least two different HIV drug classes.

Antiretroviral Toxic Neuropathy (ATN)

Nerve damage that is due to antiretroviral (ARV) drugs.

Antisense Antiviral

A drug made of short segments of DNA or RNA that can bind to and alter or suppress the function of viral DNA or RNA. Antisense antivirals prevent viruses from replicating.

Antiviral

A drug used to treat infections caused by viruses.

Aphthous Ulcer

SYNONYM(S): Canker Sore

An open sore that develops on parts of the mouth (inner surface of the cheeks and lips, tongue, soft palate, or base of the gums). Although aphthous ulcers are non-contagious and non-life-threatening, they can be very painful. Aphthous ulcers are more common and more likely to reoccur in people with HIV than in people without HIV.

Apoptosis

SYNONYM(S): Programmed Cell Death

The deliberate, programmed death of a cell. Apoptosis is a normal biological process that helps the body stay healthy by eliminating old or damaged cells. One of the ways that HIV infection gradually destroys the immune system is by causing apoptosis of CD4 T lymphocytes (CD4 cells).

Approved Drug (Fig. 9)

A drug approved by the Food and Drug Administration (FDA) for sale in the United States. The extensive FDA drug approval process includes many steps, including preclinical laboratory and animal studies, safety and efficacy clinical trials in humans, filing of a New Drug Application by the drug manufacturer, FDA review of the application, and FDA approval or rejection of the application.

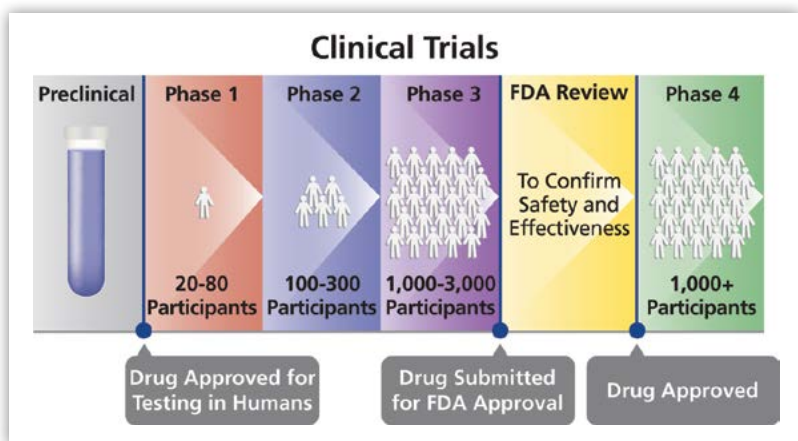


Figure 9

A
B
C
D
E
F
G
H
I
J
K
L
M
N
O
P
Q
R
S
T
U
V
W
X
Y

Area Under the Curve (AUC) (Fig. 10)

A measure of how much drug reaches a person's bloodstream in a given period of time after a dose is given. The information is useful for determining dosing and for identifying potential drug interactions.

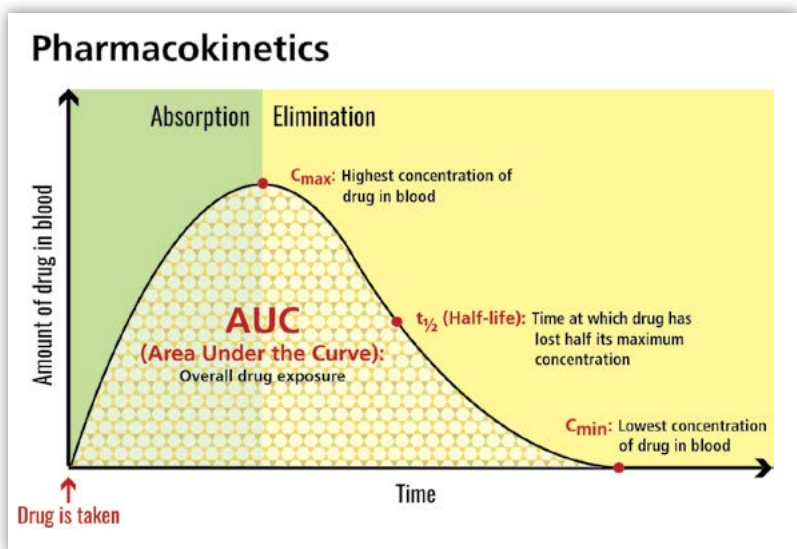


Figure 10

Arm

A group or subgroup of participants in a clinical trial that receives specific interventions, or no intervention, according to the study protocol.

Arrhythmia

Any irregularity in rhythm or rate of the heartbeat.

Arthralgia

Joint pain. Arthralgia is a common symptom of HIV infection and may be caused by some drugs used to treat HIV and opportunistic infections.

Artificial Insemination

SEE: Intrauterine Insemination

Aspartate Aminotransferase (AST)

SYNONYM(S): Serum Glutamic-Oxaloacetic Transaminase

An enzyme found especially in heart, muscle, and liver cells. Aspartate aminotransferase may be measured as part of a liver function test.

Aspergillosis

An infection caused by the fungus *Aspergillus*. Invasive aspergillosis is a serious lung infection that can spread to other parts of the body. It occurs almost exclusively in people with low blood levels of neutrophils, a type of white blood cell, and weakened immune systems. Invasive aspergillosis in a person with HIV is rare.

Assembly (Fig. 11)

The sixth of seven steps in the HIV life cycle. During assembly, new HIV RNA and HIV proteins made by the host CD4 cell move to the surface of the cell and assemble into immature (noninfectious) HIV.

Asthenia

Weakness; lack or loss of energy or strength.

Asymptomatic HIV Infection

SEE: Chronic HIV Infection

Ataxia

Impaired coordination of voluntary muscle movements. Ataxia may be an adverse effect of drugs used to treat either HIV or opportunistic infections or may be caused by neurological conditions associated with HIV.

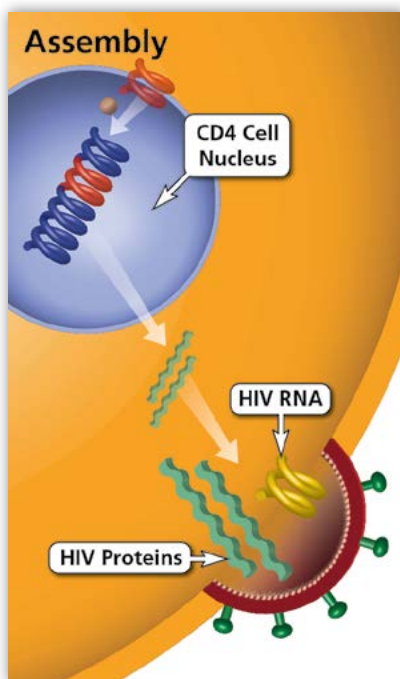


Figure 11

Atherosclerosis

The gradual build-up of plaque inside of artery walls. (Plaque is made up of fat, cholesterol, calcium, and other substances found in blood.) Over time, the plaque hardens and narrows the arteries, decreasing the flow of oxygen-rich blood to organs and other parts of the body.

Attachment

SEE: Binding

Attachment Inhibitor

Attachment inhibitors are a class of drugs that bind to the gp120 protein on the outer surface of HIV, preventing HIV from binding to and entering CD4 T lymphocytes (CD4 cells). Attachment inhibitors are part of a larger class of HIV drugs called entry inhibitors. Currently, attachment inhibitors are still under investigation and have not been approved by the Food and Drug Administration (FDA) for patient use.

Attenuated

SEE: Live Attenuated

Autoimmune Disorder

A condition that occurs when the immune system mistakenly attacks and destroys healthy body tissue. Autoimmune disorders may be caused by drugs used to treat opportunistic infections.

Autoimmune Thrombocytopenic Purpura

SEE: Immune Thrombocytopenia

Avascular Necrosis (AVN)

Death of bone tissue (osteonecrosis) due to a lack of blood supply. Avascular necrosis (AVN) most commonly affects the hip. Symptoms include pain in the affected area of the body, limited range of motion, joint stiffness, muscle spasms, and limping. AVN is associated with several medical conditions, including cancer and HIV infection.

B Cell

SEE: B Lymphocyte

B Lymphocyte

SYNONYM(S): B Cell

A type of lymphocyte. B lymphocytes (B cells) produce antibodies to help the body fight infection.

Backbone (Fig. 12)

The two nucleoside reverse transcriptase inhibitors (NRTIs) upon which an initial HIV regimen is built. To complete the HIV regimen, the two NRTIs are combined with a third antiretroviral HIV drug from either the non-nucleoside reverse transcriptase inhibitor (NNRTI), protease inhibitor (PI), or integrase strand transfer inhibitor (INSTI) drug class.

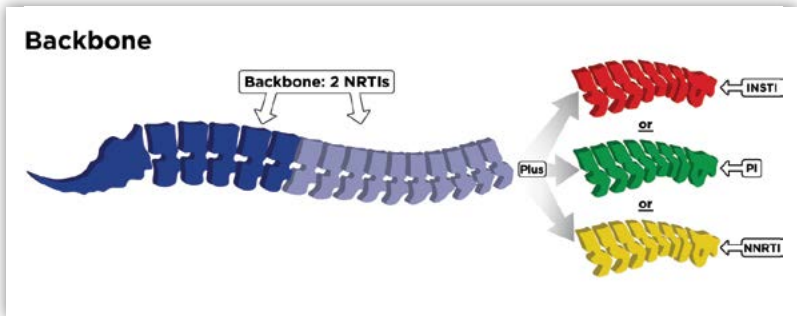


Figure 12

Bactericidal Drug

A drug used to kill bacteria.

Bacteriostatic Drug

A drug used to prevent the growth of bacteria. Bacteriostats do not kill bacteria.

Bacterium

A single-celled microorganism. Bacteria occur naturally almost everywhere on earth, including in humans. Some bacteria can cause disease in humans. People with weakened immune systems, including people with HIV, are at a higher risk for bacterial infections than people with healthy immune systems.

A
B
C
D
E
F
G
H
I
J
K
L
M
N
O
P
Q
R
S
T
U
V
W
X
Y

Bartonellosis

A group of infections caused by the bacteria *Bartonella*. Examples of the various infections include cat scratch disease, trench fever, bacillary angiomatosis (BA), and bacillary peliosis hepatis. BA and bacillary peliosis hepatis occur only in people with weakened immune systems, such as people with HIV.

Baseline

An initial measurement used as the basis for future comparison. For people with HIV, baseline testing includes CD4 count, viral load (HIV RNA), and resistance testing. Baseline test results are used to guide HIV treatment choices and to monitor the effectiveness of antiretroviral therapy (ART).

Basophil

A type of white blood cell that helps the body fight infection by triggering an inflammatory response to an antigen.

B-Cell Lymphoma

A type of lymphoma (cancer of the lymphatic system) that starts in the B lymphocytes (B cells). People with weakened immune systems, including people with HIV, are at a higher risk for B-cell lymphomas than people with healthy immune systems. In people with HIV, certain B-cell lymphomas are considered AIDS-defining conditions.

Best Practice

SEE: Standard of Care

Beta-2 Microglobulin (B2M)

A protein found on the surface of many cells, including white blood cells. Beta-2 microglobulin (B2M) levels increase during infection with some viruses, including HIV.

BID

SYNONYM(S): b.i.d., bid

An abbreviation meaning “two times a day.” The abbreviation is commonly used in drug dosing instructions.

Bilirubin

A reddish-yellow substance produced during the normal breakdown of red blood cells. Bilirubin is normally processed through the liver and eventually excreted from the body. Excess bilirubin in the blood may indicate liver damage or disease.

Binding (Fig. 13)

SYNONYM(S): Attachment

The first of seven steps in the HIV life cycle. When HIV attacks a CD4 cell, the virus binds (attaches itself) to molecules on the surface of the CD4 cell: first a CD4 receptor and then either a CCR5 or CXCR4 coreceptor.

Bioavailability

A measure of the rate and extent to which a drug is absorbed and becomes available at the site of drug action in the body.

Biological Response Modifiers (BRMs)

Biological response modifiers (BRMs) enhance, suppress, or otherwise modify the body's immune response to disease. BRM treatments include gene therapy and immunotherapy, such as vaccines.

Biopsy

Removal of tissue, cells, or fluid from the body for examination under a microscope. Biopsies are used to diagnose disease.

Black Box Warning

SEE: Boxed Warning

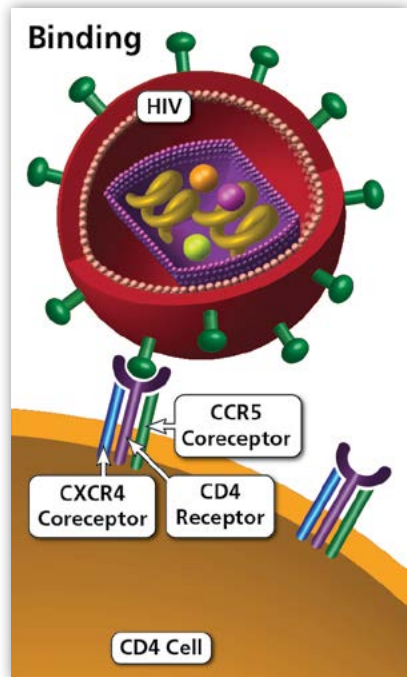


Figure 13

Blip

A temporary, detectable increase in the amount of HIV in the blood (viral load) that occurs after antiretroviral therapy (ART) has effectively suppressed the virus to an undetectable level. Isolated blips are not considered a sign of virologic failure.

Blood Sugar

SEE: Glucose

Blood Thinner

SEE: Anticoagulant

Blood-Brain Barrier

A semi-permeable layer of blood vessels and tissue that separates the brain from circulating blood. The blood-brain barrier prevents potentially dangerous substances in the blood, such as disease-causing organisms or chemical compounds, from entering the brain tissue. Certain antiretroviral (ARV) drugs can cross the blood-brain barrier and may help stop or slow HIV damage to the brain.

Body Habitus Changes

Noticeable physical changes in body shape or appearance. In people with HIV, these changes may be due to HIV infection or some antiretroviral (ARV) drugs.

Bone Density Test

SEE: Dual Energy X-Ray Absorptiometry

Bone Marrow

The soft, sponge-like tissue in the center of bones. There are two types of bone marrow: yellow (made up of mostly fat cells) and red (the source of red blood cells, platelets, and most white blood cells).

Bone Marrow Suppression

SEE: Myelosuppression

Boosting (Fig. 14)

Using an antiretroviral (ARV) drug (or other drug) to increase the effectiveness of another ARV drug. For example, drugs in the protease inhibitor (PI) ARV drug class are often boosted with the drug cobicistat. Cobicistat interferes with the breakdown of the PI, which allows the PI to remain in the body longer at a higher concentration.

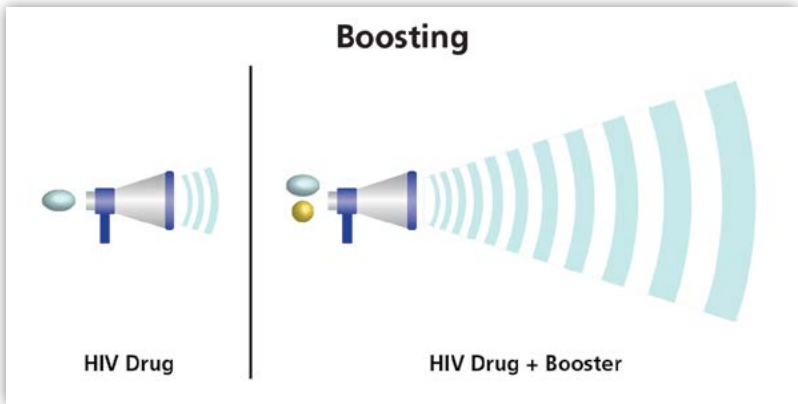


Figure 14

Boxed Warning

SYNONYM(S): Black Box Warning

The strongest form of warning required by the Food and Drug Administration (FDA) for prescription drug labeling. A boxed warning alerts health care providers and consumers to increased risk of serious adverse reactions associated with use of a drug or to restrictions on use of a drug. The boxed warning is presented in a box surrounded by a black border and is placed on the drug label and any package inserts or promotional materials intended for the prescriber or patient.

Brain Attack

SEE: Stroke

Broadly Neutralizing Antibodies (bNAbs)

A type of antibody that can recognize and block many types of HIV from entering healthy cells. Broadly neutralizing antibodies (bNAbs) may also activate other immune cells to help destroy HIV-infected cells. Researchers are investigating whether bNAbs could be used to develop a therapeutic HIV vaccine.

Bronchopneumonia

SEE: Pneumonia

Bronchoscopy

A procedure used to look inside the airways of the lungs. The procedure is done using a bronchoscope, which is either a flexible or a rigid tube that has a camera on one end of it. A bronchoscopy may be used to diagnose HIV-related infections or cancer.

Bronchospasm

Sudden, involuntary contraction of the muscles of the bronchi (airways in the lungs).

Budding

(Fig. 15)

The final step of seven steps in the HIV life cycle. During budding, immature (noninfectious) HIV pushes itself out of the host CD4 cell. (Noninfectious HIV can't infect another CD4 cell.) Once outside the CD4 cell, the new HIV releases protease, an HIV enzyme. Protease acts to break up the long protein chains that form the noninfectious virus. The smaller HIV proteins combine to form mature, infectious HIV.

Buffalo Hump

SEE: Dorsocervical Fat Pad

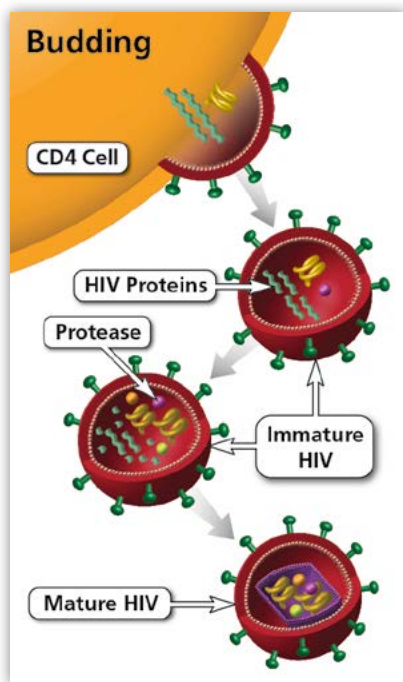


Figure 15

Burkitt Lymphoma

SYNONYM(S): Burkitt's Lymphoma

A fast-growing type of B-cell non-Hodgkin lymphoma (cancer of the lymphatic system). In people with HIV, Burkitt lymphoma is considered an AIDS-defining cancer.

Burkitt's Lymphoma

SEE: Burkitt Lymphoma

A
B
C
D
E
F
G
H
I
J
K
L
M
N
O
P
Q
R
S
T
U
V
W
X
Y

Cachexia

Physical wasting (loss of body weight and muscle mass) frequently associated with chronic disease, such as cancer or AIDS.

Campylobacteriosis

An enteric (intestinal) infection caused by the bacterium *Campylobacter*. Symptoms of campylobacteriosis, if any, include diarrhea (often bloody), abdominal cramping and pain, nausea and vomiting, fever, and fatigue. Some people with campylobacteriosis may develop Guillain-Barré syndrome. Certain bacterial enteric infections, including campylobacteriosis, occur at a much higher rate in people with HIV than in the general population.

Candidiasis

SYNONYM(S): Yeast Infection

A fungal infection caused by overgrowth of the yeast *Candida* (usually *Candida albicans*) in moist areas of the body. Candidiasis can affect the mucous membranes of the mouth, vagina, and anus. In people with HIV, candidiasis of the bronchi, trachea, lungs, or esophagus is an AIDS-defining condition.

Canker Sore

SEE: Aphthous Ulcer

Capsid (Fig. 16)

SYNONYM(S): HIV Viral Core

The core section of HIV that contains the genetic information (two single strands of RNA) and three enzymes needed for HIV to replicate.

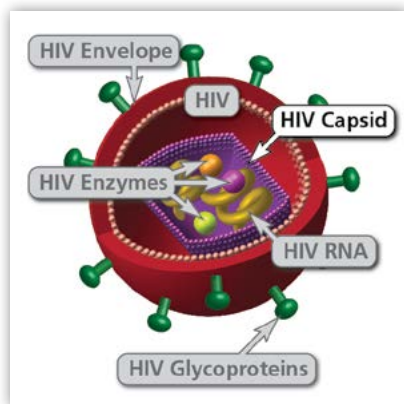


Figure 16

Cardiomyopathy

Disease of the heart muscle. Cardiomyopathy weakens the heart muscle, making it hard for the heart to pump blood to the rest of the body. HIV infection or use of some antiretroviral (ARV) drugs may cause cardiomyopathy.

Cardiovascular

Relating to or involving the heart and blood vessels. Use of some antiretroviral (ARV) drugs may increase the risk of cardiovascular disease.

CARE Act

SEE: Ryan White HIV/AIDS Program

C-C Chemokine Receptor 5

SEE: CCR5

CCR5 (Fig. 17)

SYNONYM(S): C-C Chemokine Receptor 5, Cysteine-Cysteine Chemokine Receptor 5

A protein on the surface of certain immune system cells, including CD4 T lymphocytes (CD4 cells). CCR5 can act as a coreceptor (a second receptor binding site) for HIV when the virus enters a host cell.

CCR5 Antagonist (Fig. 17)

SYNONYM(S): CCR5 Inhibitor

Antiretroviral (ARV) HIV drug class. CCR5 antagonists block the CCR5 coreceptor on the surface of certain immune cells, such as CD4 T lymphocytes (CD4 cells). This prevents HIV from entering the cell.

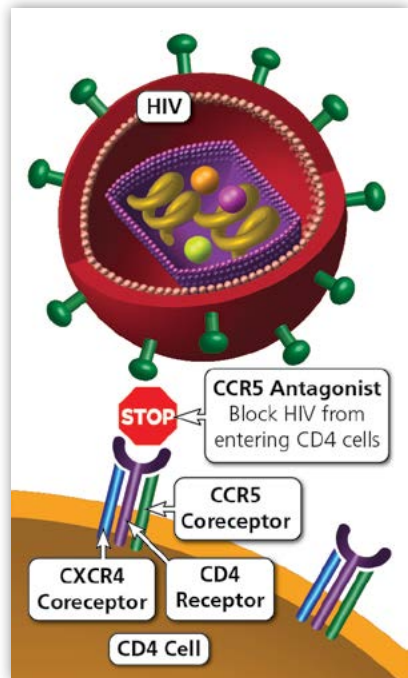


Figure 17

CCR5 Inhibitor

SEE: CCR5 Antagonist

CD4 Cell

SEE: CD4 T Lymphocyte

CD4 Cell Count

SEE: CD4 Count

CD4 Cell Percentage

SEE: CD4 Percentage

CD4 Count

SYNONYM(S): CD4 Cell Count, CD4 T Lymphocyte Count

A laboratory test that measures the number of CD4 T lymphocytes (CD4 cells) in a sample of blood. In people with HIV, the CD4 count is the most important laboratory indicator of immune function and the strongest predictor of HIV progression. The CD4 count is also used to monitor a person's response to antiretroviral therapy (ART).

CD4 Percentage

SYNONYM(S): CD4 Cell Percentage, CD4 T Lymphocyte Percentage

Percentage of white blood cells that are CD4 T lymphocytes (CD4 cells). In certain cases, such as in children with HIV who are younger than 5 years of age, CD4 percentage is used rather than CD4 count to assess HIV progression or response to antiretroviral therapy (ART).

CD4 Receptor (Fig. 18)

A protein found primarily on the surface of CD4 T lymphocytes (CD4 cells). To enter a host cell, HIV binds to a CD4 receptor and a coreceptor (either CCR5 or CXCR4) on the host cell.

CD4 T Lymphocyte

SYNONYM(S): CD4 Cell, Helper T Cell

A type of lymphocyte. CD4 T lymphocytes (CD4 cells) help coordinate the immune response by stimulating other immune cells, such as macrophages, B lymphocytes (B cells), and CD8 T lymphocytes (CD8 cells), to fight infection. HIV weakens the immune system by destroying CD4 cells.

CD4 T Lymphocyte Count

SEE: CD4 Count

CD4 T Lymphocyte Percentage

SEE: CD4 Percentage

CD8 Cell

SEE: CD8 T Lymphocyte

CD8 T Lymphocyte

SYNONYM(S): CD8 Cell, Cytotoxic T Lymphocyte, Killer T Cell

A type of lymphocyte. CD8 T lymphocytes (CD8 cells) recognize and destroy cells infected with microorganisms, such as bacteria or viruses.

CDC-INFO

The Centers for Disease Control and Prevention's (CDC's) national contact center. CDC-INFO provides science-based health information on more than 750 health topics to the public, health care providers, and public health professionals by phone, email, and postal mail.

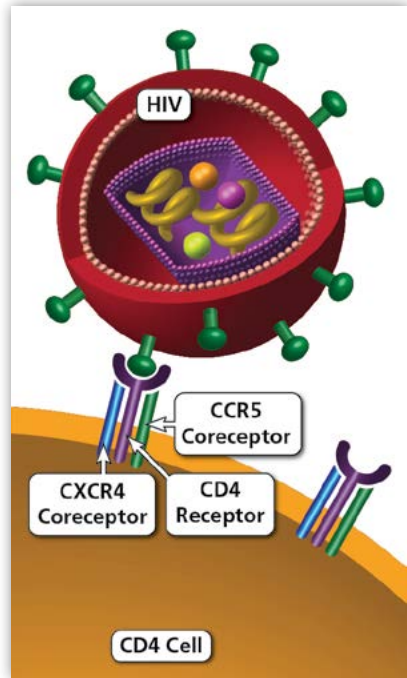


Figure 18

Cell-Mediated Immunity

SYNONYM(S): Cellular Immunity

Type of immune response that is produced by the direct action of immune cells, such as T lymphocytes (T cells), rather than by antibodies.

Cellular Immunity

SEE: Cell-Mediated Immunity

Centers for Disease Control and Prevention (CDC)

A federal agency that protects the health and safety of people at home and abroad through health promotion, prevention and control of disease and injury, public health workforce development and training, and preparedness for new health threats.

Centers for Disease Control and Prevention-National Prevention Information Network (CDC-NPIN)

SYNONYM(S): National Prevention Information Network

A service of the Centers for Disease Control and Prevention (CDC) that disseminates information on HIV/AIDS, viral hepatitis, other sexually transmitted diseases (STDs), and tuberculosis (TB). Information is available online and over the phone.

Centers for Medicare and Medicaid Services (CMS)

SYNONYM(S): Health Care Financing Administration

A federal agency that administers the Medicare program and monitors the Medicaid programs offered by each state, including the Children's Health Insurance Program.

Central Nervous System (CNS)

The part of the nervous system that is made up of the brain and spinal cord. The central nervous system (CNS) serves as the main processing center for the entire nervous system and coordinates all body functions. HIV infection or use of some antiretroviral (ARV) drugs can cause damage to the CNS.

Cerebrospinal Fluid (CSF)

A clear, nutrient-rich fluid that surrounds the brain and spinal cord. Cerebrospinal fluid (CSF) acts as a cushion, protecting the brain and spinal cord from injury.

Cervical Cancer

A type of cancer that develops in the cervix (the lower, narrow end of the uterus). Cervical cancer is almost always caused by the human papillomavirus (HPV), which is spread through sexual contact. Invasive cervical cancer is an AIDS-defining condition.

Cervix

The lower, narrow end of the uterus (womb), which forms a canal between the uterus and vagina.

Cesarean Delivery

Delivery of a baby by a surgical incision through the mother's abdominal wall and uterus. In some pregnant women with HIV, a scheduled cesarean delivery may reduce the risk of mother-to-child transmission of HIV.

Cesarean Section

SYNONYM(S): C-Section

Surgical incision through the abdominal wall and uterus to deliver a baby.

Chagas Disease

SYNONYM(S): American Trypanosomiasis

A disease caused by the parasite *Trypanosoma cruzi* (a type of protozoa). Chagas disease is most commonly transmitted when people come into contact with the feces of an infected reduviid bug, a blood-sucking insect that feeds on humans and animals. In the earliest stage of infection, Chagas disease usually has few signs or symptoms. However, if untreated, the disease becomes a lifelong infection. In people with HIV, reactivation of chronic Chagas disease can cause inflammation of the brain and meninges (meningoencephalitis).

A
B
C
D
E
F
G
H
I
J
K
L
M
N
O
P
Q
R
S
T
U
V
W
X
Y

Chancroid

A sexually transmitted disease caused by the bacterium *Haemophilus ducreyi*. Chancroid causes genital ulcers (sores), which increase the risk of HIV transmission.

Chemokines

Small proteins secreted by cells to mobilize and activate infection-fighting white blood cells. Chemokines are involved in many immune and inflammatory responses.

Chemoprevention

SYNONYM(S): Chemoprophylaxis

Use of specific drugs, vitamins, or other substances to reverse, suppress, or prevent a disease.

Chemoprophylaxis

SEE: Chemoprevention

Chemotherapy

The use of drugs to treat cancer. Similar to HIV infection, chemotherapy may result in immunosuppression.

Child-Pugh Score

SEE: Child-Turcotte-Pugh Classification System

Child-Turcotte-Pugh Classification System

SYNONYM(S): Child-Pugh Score

A classification system used to measure liver function, especially in people with chronic liver disease. The system may be used to assess liver function in people who have HIV/hepatitis C virus (HCV) coinfection.

Chlamydia

A common sexually transmitted disease caused by the bacterium *Chlamydia trachomatis*. Chlamydia often has mild or no symptoms, but if left untreated, it can lead to serious complications, including infertility. Chlamydia may increase the risk of HIV transmission.

Cholangiopathy

Bile duct disease. (Bile ducts are tubes that carry bile from the gallbladder to the small intestine, where the bile is used to digest fats.) Certain opportunistic infections may cause cholangiopathy in people with AIDS.

Cholesterol

A waxy, fat-like substance that is made by the liver or absorbed from foods such as eggs, meat, and dairy products. The body uses cholesterol to insulate nerves, build cell membranes, and produce certain hormones. Excess cholesterol, however, can clog the arteries and lead to heart disease. Some antiretroviral (ARV) drugs may cause high cholesterol levels.

Chromosome

A thread-like structure found within a cell. Chromosomes, which are made of DNA coiled around proteins, carry all of the genetic information essential to the life of the cell.

Chronic HIV Infection (Fig. 19)

SYNONYM(S): Asymptomatic HIV Infection, Clinical Latency

The stage of HIV infection between acute HIV infection and the onset of AIDS. During chronic HIV infection, HIV levels gradually increase and the number of CD4 cells decrease. Declining CD4 cell levels indicate increasing damage to the immune system. Antiretroviral therapy (ART) can prevent HIV from destroying the immune system and advancing to AIDS.

Chronic Inflammatory Demyelinating Polyneuropathy (CIDP)

A rare neurological disorder in which the immune system mistakenly attacks part of the peripheral nervous system. Chronic inflammatory demyelinating polyneuropathy (CIDP) primarily destroys the myelin that covers the peripheral nerves, causing the nerve signals to slow down. This damage can gradually weaken the legs and arms. CIDP has been associated with HIV infection.

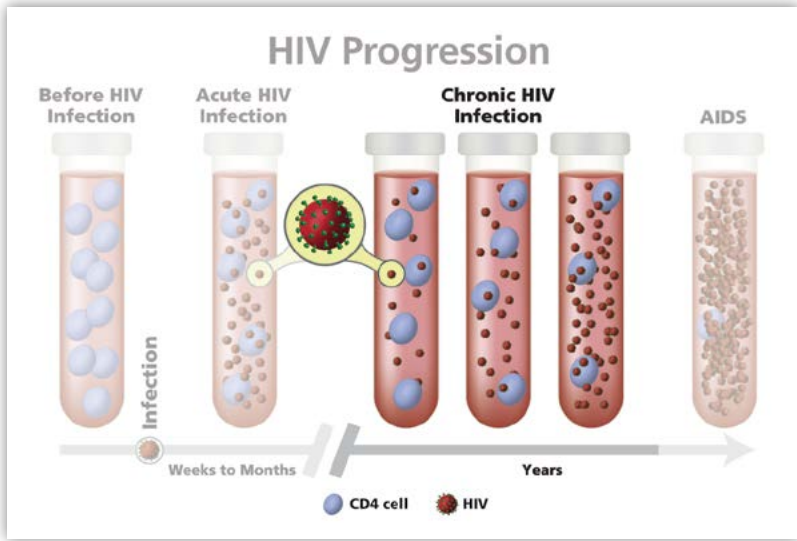


Figure 19

Chronic Maintenance Therapy

SEE: Maintenance Therapy

Circumoral

Pertaining to the area of the face around the mouth.

Clade

SEE: Subtype

Class-Sparing Regimen

An antiretroviral (ARV) drug regimen that purposefully excludes all ARV drugs from a specific drug class. Class-sparing regimens are used to save specific ARV drugs for future use in case a regimen needs to be changed because of toxicity or drug resistance. A class-sparing regimen may also be used to avoid adverse effects associated with a specific drug class.

Clastogenic

Causing breaks in chromosomes, which results in sections of a chromosome being deleted or rearranged. Before being approved, drugs—including antiretroviral (ARV) drugs—are tested to assess their potential for clastogenic effects.

Clinical Alert

An early notice of urgent findings from federally funded clinical trials. Clinical alerts advise health care professionals and others of research findings that could affect patient care.

Clinical Endpoint

SYNONYM(S): Endpoint, Outcome Measure

In a clinical trial, an outcome or event used to objectively measure the effect of a drug or other intervention being studied. Common endpoints include severe toxicity, relief of symptoms, and improvements in quality of life.

Clinical Latency

SEE: Chronic HIV Infection

Clinical Progression

Advance of disease that can be measured by observable and diagnosable signs or symptoms. For example, HIV progression can be measured by change in CD4 count.

Clinical Trial (Fig. 20)

SYNONYM(S): Interventional Study

A research study that determines whether a new drug (or other intervention) is both safe and effective for humans. People volunteer to participate in clinical trials (also called interventional studies) to help find better ways to treat, prevent, diagnose, and understand human disease. Clinical trials are conducted in “phases.” Results from Phase 1, 2, and 3 trials are used to determine whether a new drug should be approved for sale in the United States. Once a new drug is approved, researchers continue to track its safety in Phase 4 trials.

A
B
C
D
E
F
G
H
I
J
K
L
M
N
O
P
Q
R
S
T
U
V
W
X
Y

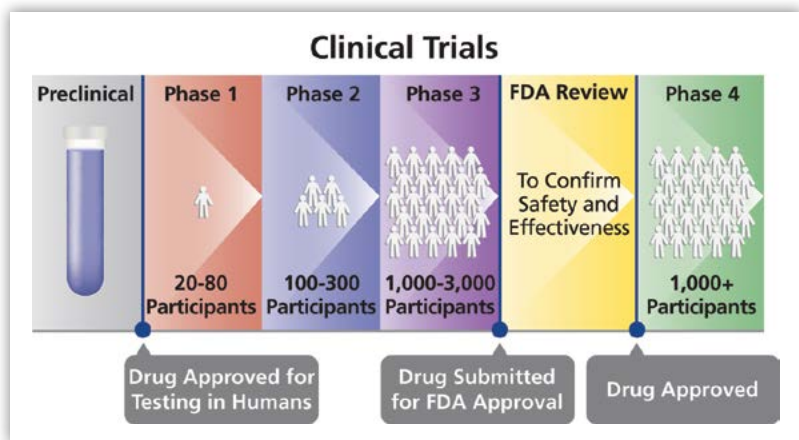


Figure 20

ClinicalTrials.gov

An online, searchable database of up-to-date information on thousands of federally and privately supported clinical trials for a wide range of diseases and conditions, including HIV infection. The site provides information about a trial's purpose, who may participate, study site locations, and contact information. *ClinicalTrials.gov* is managed by the federal government.

C_{max} (Fig. 21)

SYNONYM(S): Peak Concentration

A pharmacokinetic measure used to determine drug dosing. C_{max} is the highest concentration of a drug in the blood, cerebrospinal fluid, or target organ after a dose is given.

C_{min} (Fig. 21)

SYNONYM(S): Trough Concentration, Trough Level

A pharmacokinetic measure used to determine drug dosing. C_{min} is the lowest concentration of a drug in the blood, cerebrospinal fluid, or target organ after a dose is given.

CMV Retinitis

SEE: Cytomegalovirus Retinitis

Pharmacokinetics

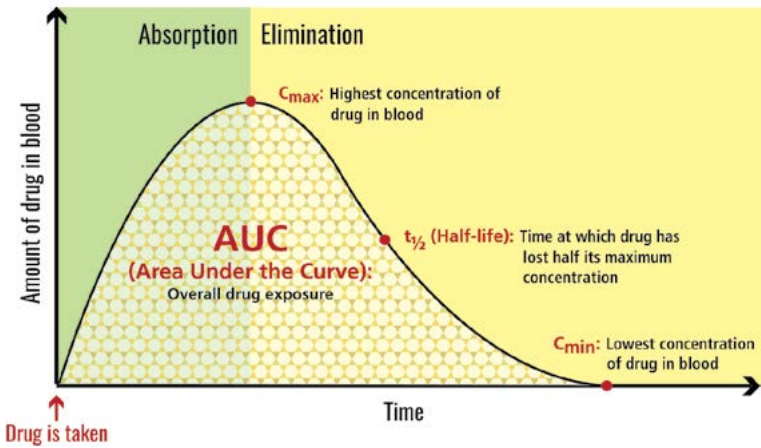


Figure 21

Coagulopathy

A disease or condition that affects the blood's ability to coagulate (clot) normally.

Coccidioidomycosis

SYNONYM(S): Desert Fever, Desert Rheumatism, San Joaquin Valley Fever, Valley Fever

An infection caused by breathing in spores of the fungi *Coccidioides immitis* or *Coccidioides posadasii*. The infection starts in the lungs but can spread to other parts of the body, including the skin, brain, bones, and heart. In people with HIV, disseminated (extrapulmonary) coccidioidomycosis is an AIDS-defining condition.

Cognitive Impairment

Difficulty thinking, reasoning, or remembering. Some people with HIV may have cognitive impairment.

Cohort (Fig. 22)

A group of people who share a particular characteristic, such as age or a medical condition. Participants for a clinical trial may be recruited from a particular cohort, such as pregnant women, children under 5 years old, or men living with HIV.

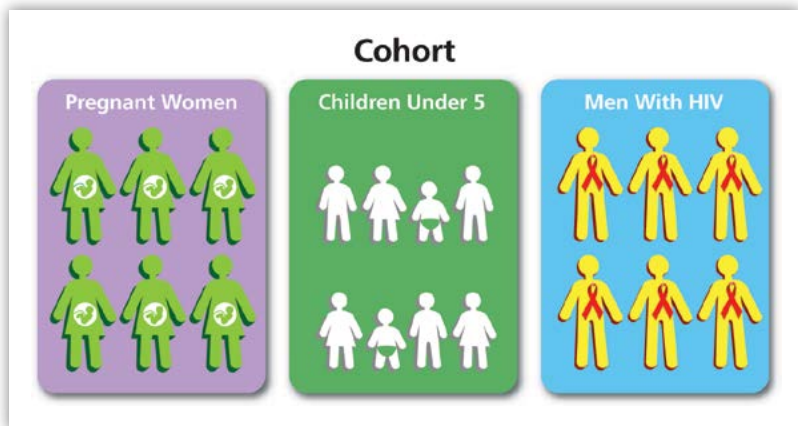
A
B
C
D
E
F
G
H
I
J
K
L
M
N
O
P
Q
R
S
T
U
V
W
X
Y

Figure 22

Coinfection

When a person has two or more infections at the same time. For example, a person living with HIV may also have a hepatitis C virus (HCV) coinfection, a tuberculosis (TB) coinfection, or both.

Colitis

Inflammation of the colon (large intestine). Symptoms can include abdominal pain, nausea, and diarrhea. Colitis may be associated with HIV infection or related opportunistic infections.

Combination Therapy

SEE: Antiretroviral Therapy

Combined Antiretroviral Therapy (cART)

SEE: Antiretroviral Therapy

Comfort Care

SEE: Palliative Care

Common Logarithm

SEE: Log10

Communicable Disease

An infectious disease that is contagious and that can be transmitted either directly or indirectly from one source to another by an infectious agent or its toxins.

Community-Based Organization (CBO)

A public or private nonprofit organization that is representative of a community or a significant segment of a community and works to meet community needs. Many community-based organizations provide services to people with HIV.

Comorbid Condition

SEE: Comorbidity

Comorbidity

SYNONYM(S): Comorbid Condition

When a person has two or more diseases or conditions at the same time. For example, a person with high blood pressure may also have heart disease.

Compassionate Use

SEE: Expanded Access

Complementary and Alternative Medicine (CAM)

Health care practices and products that are not considered part of conventional (Western) medicine. Complementary medicine refers to use of nonstandard treatments together with conventional treatments. Alternative medicine refers to use of nonstandard treatments in place of conventional treatments. Examples of complementary and alternative medicine (CAM) include use of herbal medicines, acupuncture, and massage therapy.

Complete Blood Count (CBC)

A blood test that measures the following in a sample of blood: red blood cells, white blood cells, platelets, hematocrit, and hemoglobin. A complete blood count (CBC) with differential also measures the levels of the five types of white blood cells found in blood: neutrophils, lymphocytes, monocytes, eosinophils, and basophils. The CBC is used to assess overall health and to diagnose and guide treatment of numerous diseases.

Comprehensive Metabolic Panel (CMP)

A group of blood tests that measures several parameters, including blood sugar (glucose), proteins, electrolytes (such as sodium and potassium), waste products (such as blood urea nitrogen [BUN] and creatinine), and enzymes. The comprehensive metabolic panel (CMP) is used to assess overall health and to diagnose and guide treatment of numerous diseases.

Concentration

SEE: Drug Concentration

Concordant Couple (Fig. 23)

A couple in which both partners have the same sexually transmitted disease (STD), such as HIV.

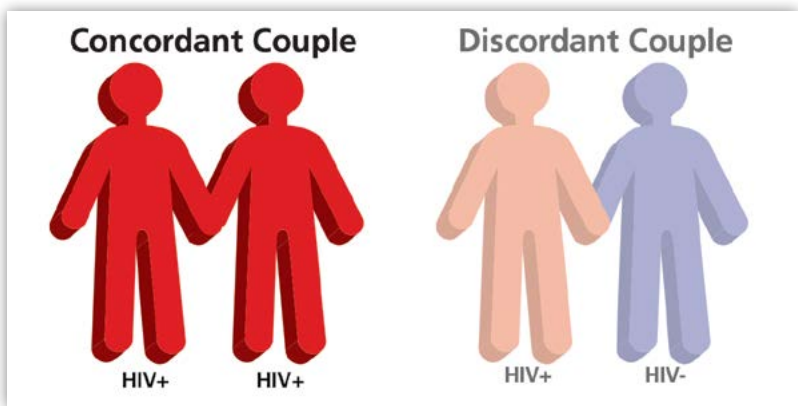


Figure 23

Condom

SYNONYM(S): Prophylactic

A product used during sex (including vaginal, anal, or oral sex) to prevent the transmission of sexually transmitted diseases, such as HIV, and/or the likelihood of pregnancy. The male condom is a thin cover that fits over a man's erect penis. The female condom is a nitrile pouch that fits inside the vagina.

Condyloma Acuminatum

SEE: Genital Warts

Conjunctivitis

SYNONYM(S): Pink Eye, Red Eye

Inflammation or infection of the conjunctiva, which is the mucous membrane that lines the inside of the eyelid and covers the white part of the eye. Conjunctivitis is commonly caused by a bacterial or viral infection, an allergic reaction, or a blocked tear duct (in babies). Conjunctivitis can also occur as part of a hypersensitivity reaction to certain antiretroviral (ARV) drugs.

Contagious

SEE: Contagious Disease

Contagious Disease

SYNONYM(S): Contagious

A communicable disease that can spread rapidly from person to person through direct contact (touching a person who has the infection), indirect contact (touching a contaminated object), or droplet contact (inhaling droplets made when a person who has the infection coughs, sneezes, or talks).

Contraindication

A situation in which a particular treatment or procedure should not be used because it could be potentially harmful. For example, use of a specific drug may be contraindicated during pregnancy.

Control Arm

In a clinical trial, the group of participants that is not given the experimental intervention being studied. The control arm can receive an intervention that is considered effective (the standard), a placebo, or no intervention. Outcomes in the control arm are compared with those in the experimental arm to determine any differences, for example, in safety and effectiveness.

Controlled Trial

A type of clinical trial that includes a control arm. Outcomes in the control arm are compared with those in the experimental arm to determine any differences, for example, in safety and effectiveness.

Coreceptor (Fig. 24)

A protein on the surface of a cell that serves as a second binding site for a virus or other molecule. In order to enter a host cell, HIV must bind to two sites on the cell: the primary CD4 receptor and either the CCR5 or CXCR4 coreceptor.

Coronary Artery Disease

SEE: Coronary Heart Disease

Coronary Heart Disease (CHD)

SYNONYM(S): Coronary Artery Disease

A disease caused by the narrowing or blockage of the blood vessels that supply blood to the heart (called coronary arteries). Symptoms of coronary heart disease (CHD) can include chest pain, shortness of breath, irregular heartbeat, or a heart attack. Some antiretroviral (ARV) medicines may increase the risk of CHD in people with HIV.

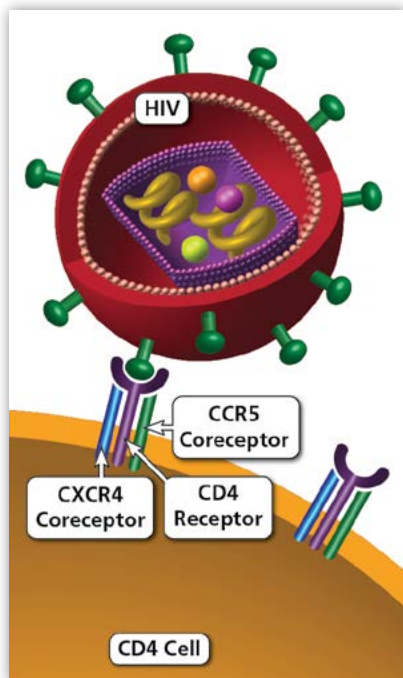


Figure 24

Coronary Risk Profile

SEE: Lipid Profile

Cross Resistance

Resistance to one or more drugs that occurs as a result of previous exposure to a similar drug. For example, HIV resistance to one non-nucleoside reverse transcriptase inhibitor (NNRTI) drug may produce resistance to all drugs in the NNRTI drug class, including drugs never used. Excluding all drugs in a drug class from an HIV regimen (class sparing) is a strategy used to prevent cross resistance.

Cross Sensitivity

A sensitivity reaction to a drug that predisposes a person to react similarly to a different, but related, drug. For example, a person who has an allergic reaction to penicillin may also have an allergic reaction to amoxicillin, a related antibiotic.

Cryoablation

SEE: Cryotherapy

Cryotherapy

SYNONYM(S): Cryoablation

A minimally invasive treatment in which liquid nitrogen or argon gas is used to freeze and destroy tissue. Cryotherapy is used to remove warts and precancerous skin lesions.

Crypto

SEE: Cryptosporidiosis

Cryptococcal Meningitis

A life-threatening infection caused by the fungi *Cryptococcus neoformans* and *Cryptococcus gattii*, which infect the membranes surrounding the brain and spinal cord. Symptoms include fever, malaise, and headache. Cryptococcal meningitis most often affects people with weakened immune systems, including people with HIV. In people with HIV, cryptococcal meningitis is an AIDS-defining condition.

Cryptococcosis

SYNONYM(S): Torulosis

An infection caused by the fungi *Cryptococcus neoformans* and *Cryptococcus gattii*. The fungi enter and infect the body through the lungs. Cryptococcosis may go away on its own, remain in the lungs, or spread throughout the body (disseminate). Most cases of cryptococcosis are in people with weakened immune systems, such as people with HIV. In people with HIV, extrapulmonary (outside the lungs) cryptococcosis is an AIDS-defining condition.

Cryptosporidiosis

SYNONYM(S): Crypto

An infection caused by the protozoan *Cryptosporidium*. Symptoms of cryptosporidiosis include diarrhea, nausea, vomiting, and lower abdominal cramping. In people with HIV, chronic cryptosporidiosis (lasting more than 1 month) is an AIDS-defining condition.

Cryptosporidium

The protozoan parasite that causes the diarrheal disease cryptosporidiosis. *Cryptosporidium* lives in the gut of infected animals and humans and may be found in soil, food, water, or on surfaces that have been contaminated with the feces from infected humans or animals.

Crystalluria

Crystals in the urine. (Crystals are tiny stones composed of chemicals such as calcium.) Use of antiretroviral (ARV) drugs may cause crystalluria.

C-Section

SEE: Cesarean Section

Cutaneous

Pertaining to the skin.

C-X-C Chemokine Receptor 4

SEE: CXCR4

CXCR4 (Fig. 25)

SYNONYM(S): C-X-C Chemokine Receptor 4, Fusin

A protein on the surface of certain immune system cells, including CD4 T lymphocytes (CD4 cells). CXCR4 can act as a coreceptor (a second receptor binding site) for HIV when the virus enters a host cell.

CXCR4 Antagonist

CXCR4 antagonists are a class of drugs that block the CXCR4 coreceptor on the surface of certain immune cells, such as CD4 T lymphocytes (CD4 cells). This prevents HIV from entering the cell. CXCR4 antagonists are part of a larger class of HIV drugs called entry inhibitors. Currently, CXCR4 antagonists are still under investigation and have not been approved by the Food and Drug Administration (FDA) for patient use.

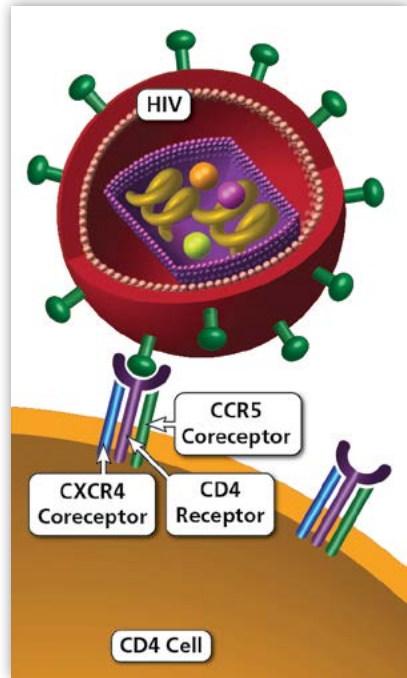


Figure 25

CYP3A4

SYNONYM(S): Cytochrome P450 3A4

An enzyme that plays a key role in the metabolism of many drugs. CYP3A4 is a member of the cytochrome P450 family of enzymes.

CYP3A Inhibitors

SEE: Pharmacokinetic Enhancers

Cysteine-Cysteine Chemokine Receptor 5

SEE: CCR5

Cystoisosporiasis

SYNONYM(S): Isosporiasis

An intestinal infection caused by the protozoan parasite *Cystoisospora belli* (formerly called *Isoospora belli*). Cystoisosporiasis can be spread by ingesting food or water contaminated with the parasite. Symptoms of cystoisosporiasis include watery diarrhea, abdominal pain, loss of appetite, weight loss, and fever. In people with HIV, chronic cystoisosporiasis (lasting more than 1 month) is an AIDS-defining condition.

Cytochrome P450 (CYP450)

A group of enzymes involved in the breakdown of drugs in the liver. Many drugs can inhibit or enhance the activity of these enzymes, causing drug levels in the blood to increase or decrease. Cytochrome P450 (CYP450) enzymes metabolize all protease inhibitors (PIs) and non-nucleoside reverse transcriptase inhibitors (NNRTIs) and can cause drug interactions that may result in adverse effects.

Cytochrome P450 3A4

SEE: CYP3A4

Cytokine

A family of proteins produced by cells, especially by immune cells. Cytokines act as chemical messengers between cells to regulate immune responses.

Cytomegalovirus (CMV)

A herpesvirus that can cause infection in many parts of the body. Typically, only people with weakened immune systems become seriously ill from cytomegalovirus (CMV) infection. In people with HIV, CMV can cause serious illnesses, including pneumonia (infection of the lungs), gastroenteritis (infection of the gastrointestinal tract), encephalitis (inflammation of the brain), or retinitis (infection of the eye). CMV infection that begins more than one month after birth and affects a body part other than the liver, spleen, or lymph nodes is an AIDS-defining condition in people with HIV.

Cytomegalovirus Retinitis

SYNONYM(S): CMV Retinitis

Inflammation of the retina of the eye caused by cytomegalovirus (CMV) infection. Symptoms, if any, include blurred vision, floaters, and blind spots. In people with HIV, CMV retinitis (with loss of vision) is an AIDS-defining condition.

Cytopenia

A lower-than-normal number of blood cells, including red blood cells, white blood cells, or platelets.

Cytotoxic

Having the ability to kill cells.

Cytotoxic T Lymphocyte

SEE: CD8 T Lymphocyte

D/M-Tropic Virus

SEE: Dual/Mixed Tropic Virus

Data and Safety Monitoring Board (DSMB)

SYNONYM(S): Data and Safety Monitoring Committees (DSMCs), Data Monitoring Committee (DMC)

A committee of clinical research experts, such as physicians and statisticians, and patient advocates who monitor the progress of a clinical trial and review safety and effectiveness data while the trial is ongoing. This committee is independent of the people, organizations, and institutions conducting the clinical trial. Data and Safety Monitoring Boards (DSMBs) can recommend that a trial be stopped early because of concerns about participant safety or because the main research question has been answered.

Data and Safety Monitoring Committees (DSMCs)

SEE: Data and Safety Monitoring Board

Data Monitoring Committee (DMC)

SEE: Data and Safety Monitoring Board

Definitive

For certain; without a doubt. An initial positive HIV antibody test must be confirmed by a second test for a person to receive a definitive diagnosis of HIV infection.

Dendritic Cell

A type of antigen-presenting cell found in many tissues throughout the body. Dendritic cells capture antigens with their threadlike tentacles and present the antigens to T lymphocytes (T cells), stimulating an immune response.

Dendritic Cell Vaccine

An experimental vaccine that uses dendritic cells to boost the immune system. Dendritic cell vaccines are currently being studied as a possible way to treat people with HIV.

Deoxyribonucleic Acid (DNA)

One of two types of genetic material found in all living cells and many viruses. (The other type of genetic material is RNA.) Deoxyribonucleic acid (DNA) carries the genetic instructions for the development and function of an organism. DNA allows for the transmission of genetic information from one generation to the next.

Department of Health and Human Services (HHS)

The primary federal agency for protecting the health of all Americans and providing essential human services. The Department of Health and Human Services (HHS) works closely with state and local governments, and many HHS-funded services are provided at the local level by state or county agencies, or through private sector grantees. The agency's 11 operating divisions, including the Centers for Disease Control and Prevention (CDC), the Food and Drug Administration (FDA), and the National Institutes of Health (NIH), collectively administer more than 100 programs.

Depression

A mood disorder characterized by sadness, inactivity, and inability to take pleasure or interest in usual activities. The changes in mood can interfere with daily life and normal functioning. Use of some antiretroviral (ARV) drugs may cause depression.

Desensitization

Preventing or reducing a hypersensitivity (allergic) reaction to a drug by administering a low dose of the drug and then gradually increasing the dose.

Desert Fever

SEE: Coccidioidomycosis

Desert Rheumatism

SEE: Coccidioidomycosis

Diabetes

SYNONYM(S): Diabetes Mellitus

A group of diseases characterized by high levels of blood sugar (glucose). Type 1 diabetes occurs when the body fails to produce insulin, which is a hormone that regulates blood sugar. Type 2 diabetes occurs when the body either does not produce enough insulin or does not use insulin normally (insulin resistance). Common symptoms of diabetes include frequent urination, unusual thirst, and extreme hunger. Use of some antiretroviral (ARV) drugs may increase the risk of type 2 diabetes.

Diabetes Mellitus

SEE: Diabetes

Directly Observed Therapy (DOT)

A method of drug administration in which a health care professional watches as a person takes each dose of a medication. Directly observed therapy (DOT) is used to ensure the person receives and takes all medications as prescribed and to monitor response to treatment. DOT is widely used to manage tuberculosis (TB) disease. In HIV treatment, DOT is sometimes called directly administered antiretroviral therapy (DAART).

Discordant Couple (Fig. 26)

SYNONYM(S): Mixed-Status Couple

A couple in which one partner has a sexually transmitted disease (STD), such as HIV, while the other partner does not.

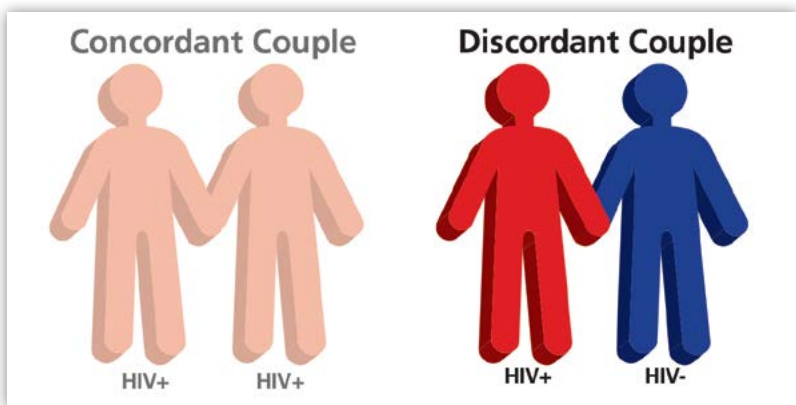


Figure 26

Disseminated

When an infection or disease has widely dispersed in a tissue, an organ, or the entire body.

Distal Sensory Polyneuropathy (DSP)

A type of peripheral neuropathy seen in people with HIV. Symptoms of distal sensory polyneuropathy (DSP) include tingling, numbness, or burning pain that normally begins in the legs and feet and may spread to the hands. There are two types of DSP: HIV-DSP, which is due to HIV infection itself and antiretroviral (ARV)-DSP, which is caused by certain ARV drugs.

Division of Acquired Immunodeficiency Syndrome (DAIDS)

SYNONYM(S): Division of AIDS

A division of the National Institute of Allergy and Infectious Diseases (NIAID) that develops and supports global research to prevent and treat HIV/AIDS, its related coinfections, and comorbidities.

Division of AIDS

SEE: Division of Acquired Immunodeficiency Syndrome

Dorsocervical Fat Pad

SYNONYM(S): Buffalo Hump

An accumulation of fat on the back of the neck between the shoulders. A dorsocervical fat pad may be due to use of some antiretroviral (ARV) drugs.

Dosage

The administration of individual doses of a medication as part of a medication regimen, usually expressed as quantity per unit of time. For example, a prescribed dosage might consist of 25 mg of a medication given 3 times a day for 6 days.

Dose

The quantity of a medication to be given at one time, or the total quantity of a medication administered during a specified period of time. For example, a patient might receive an initial medication dose of 50 mg, and, during the entire course of treatment, receive a total medication dose of 500 mg.

Dose-Ranging Trial

A type of clinical trial. In dose-ranging trials, different doses of a drug are tested. Trial results are compared to determine which dose is most safe and effective.

Dose-Response Relationship

The association between the dose of a drug and the body's corresponding response to that dose.

Double-Blind Study

SYNONYM(S): Double-Masked Study

A type of clinical trial in which neither the participants nor the research team know which treatment a specific participant is receiving. This helps prevent bias or expectations from influencing the results of the study.

Double-Masked Study

SEE: Double-Blind Study

DRESS

SEE: Hypersensitivity Syndrome

Drug Antagonism

SYNONYM(S): Drug Opposition

An interaction between two or more drugs that have opposite effects on the body. Drug antagonism may block or reduce the effectiveness of one or more of the drugs.

Drug Class

A group of drugs that share common properties, including a similar mechanism of action, chemical structure, or approved use. Approved antiretroviral (ARV) HIV drugs are divided into seven drug classes based on how each drug interferes with the HIV life cycle. These seven classes include the nucleoside reverse transcriptase inhibitors (NRTIs), non-nucleoside reverse transcriptase inhibitors (NNRTIs), protease inhibitors (PIs), fusion inhibitors, CCR5 antagonists, post-attachment inhibitors, and integrase strand transfer inhibitors (INSTIs).

Drug Concentration

SYNONYM(S): Concentration

The amount of a drug in a given volume of blood plasma, measured as the number of micrograms per milliliter.

Drug Formulation

SEE: Formulation

Drug Holiday

SEE: Structured Treatment Interruption

Drug Hypersensitivity Syndrome

SEE: Hypersensitivity Syndrome

Drug Interaction (Fig. 27)

A reaction between two (or more) drugs or between a drug and a food or supplement. An existing medical condition can also cause a drug interaction. A drug interaction can decrease or increase the action of the drug(s) or cause adverse effects.

A
B
C
D
E
F
G
H
I
J
K
L
M
N
O
P
Q
R
S
T
U
V
W
X
Y

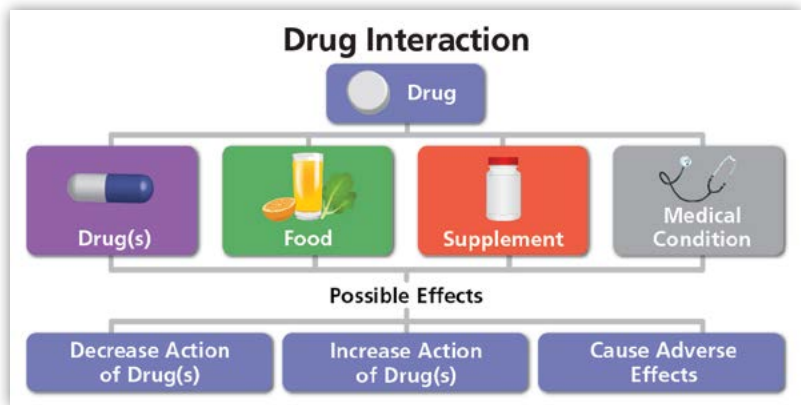


Figure 27

Drug Label

SEE: Package Insert

Drug Opposition

SEE: Drug Antagonism

Drug Reaction with Eosinophilia and Systemic Symptoms

SEE: Hypersensitivity Syndrome

Drug Resistance

SYNONYM(S): Resistance

When a bacteria, virus, or other microorganism mutates (changes form) and becomes insensitive to (resistant to) a drug that was previously effective. Drug resistance can be a cause of HIV treatment failure.

Drug Synergism

SYNONYM(S): Synergism, Synergy

An interaction between two or more drugs that causes the total effect of the drugs to be greater than the sum of the individual effects of each drug. A synergistic effect can be beneficial or harmful.

Drug Toxicity

SEE: Toxicity

Drug-Drug Interaction (Fig. 28)

A change in a drug's effect on the body when the drug is taken together with a second drug. A drug-drug interaction can delay, decrease, or enhance absorption of either drug. This can decrease or increase the action of either or both drugs or cause adverse effects.

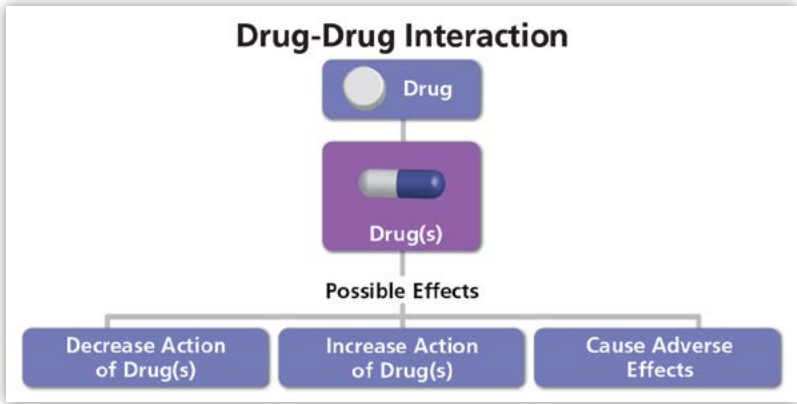


Figure 28

Drug-Food Interaction (Fig. 29)

A change in a drug's effect on the body when the drug is taken together with certain foods (or beverages). Not all drugs are affected by food, and some drugs are affected by only certain foods. A drug-food interaction can delay, decrease, or enhance absorption of a drug. This can decrease or increase the action of the drug or cause adverse effects.

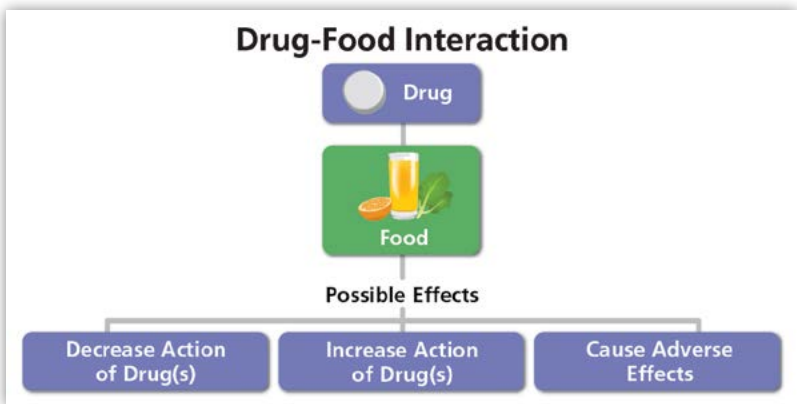


Figure 29

Drug-Susceptible HIV

When a strain of HIV is sensitive to one or more antiretroviral (ARV) drugs. Antiretroviral therapy (ART) will likely be effective against a drug-susceptible strain of HIV.

A
B
C

D

E
F
G
H
I
J
K
L
M
N
O
P
Q
R
S
T
U
V
W
X
Y

Dual Energy X-Ray Absorptiometry (DXA, DEXA)

SYNONYM(S): Bone Density Test

A test that uses low-dose x-rays to measure bone mineral density, including calcium content, in a section of bone. Dual energy x-ray absorptiometry (DXA) scans are used to detect osteoporosis and predict the risk of bone fracture.

Dual/Mixed Tropic Virus

SYNONYM(S): D/M-Tropic Virus

A strain of HIV that includes a combination of R5-tropic virus and X4-tropic virus (mixed-tropic virus) and/or a virus that uses either the CCR5 or the CXCR4 coreceptor (dual-tropic virus). To enter a host CD4 T lymphocyte (CD4 cell), HIV must first attach to a CD4 receptor, then attach to either a CCR5 or CXCR4 coreceptor, and finally fuse its membrane with the CD4 cell membrane.

Dual-Tropic Virus (Fig. 30)

A strain of HIV that can enter and infect a host CD4 cell by attaching to either the CCR5 or CXCR4 coreceptor on the CD4 T lymphocyte (CD4 cell). To enter a CD4 cell, HIV must first attach to a CD4 receptor, then attach to either the CCR5 or CXCR4 coreceptor, and finally fuse its membrane with the CD4 cell membrane. HIV is usually R5-tropic (uses CCR5) during the early stages of infection, but the virus may later switch to using either only CXCR4 (X4-tropic) or both CCR5 and CXCR4 (dual-tropic).

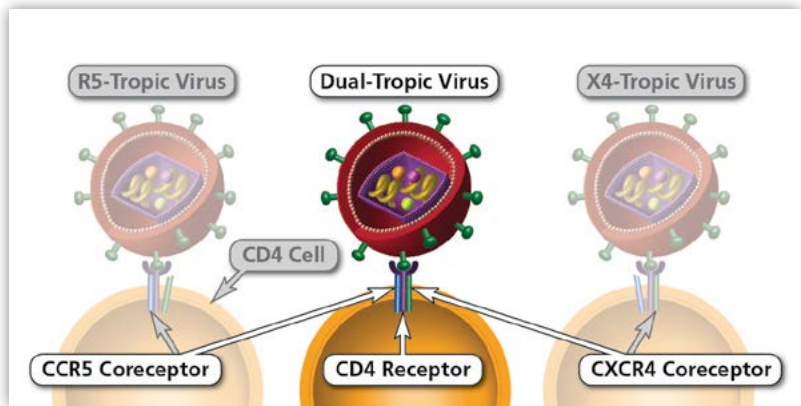


Figure 30

Dyslipidemia

Abnormal levels of lipids (fats), including cholesterol and triglycerides, in the blood. Dyslipidemia can refer to either decreased or elevated levels of lipids. Dyslipidemia may be an adverse effect of some antiretroviral (ARV) drugs.

Dysplasia

Abnormal growth or development of cells, tissues, or organs.

Dyspnea

Difficult or labored breathing or shortness of breath.

Ecchymosis

A blue or purplish bruise that results from bleeding under the skin.

Edema

Abnormal swelling caused by excess accumulation of fluid in tissues or body cavities.

Efficacy

Effectiveness of a drug or other medical intervention under ideal conditions, such as during a clinical trial. Drugs are tested for efficacy to ensure they produce the desired effect on the disease or condition being treated.

Eligibility Criteria

SYNONYM(S): Exclusion/Inclusion Criteria, Inclusion/Exclusion Criteria

Factors used to determine whether a person is eligible (inclusion criteria) or not eligible (exclusion criteria) to participate in a clinical trial. Eligibility criteria may include disease type and stage, other medical conditions, previous treatment history, age, and gender.

Elite Controllers

A small subset of people living with HIV who are able to maintain suppressed viral loads for years without antiretroviral therapy (ART). However, because HIV continues to replicate even in elite controllers, ART is recommended for elite controllers who have declining CD4 counts or who develop HIV-related complications.

Embryo

In humans, an infant developing in the uterus (womb) from conception until about two months after conception.

Encephalitis

Inflammation of the brain, usually caused by a viral infection. Encephalitis can also be caused by a bacterial infection, toxin, or autoimmune process. Symptoms of encephalitis range from mild, such as flu-like symptoms, to severe, such as seizures. In people with HIV, encephalitis may be due to HIV infection or opportunistic infections, such as *Toxoplasma gondii* infection.

Endemic

When a disease occurs frequently and at a predictable rate in a specific location or population. For example, HIV-2 is endemic to West Africa.

Endpoint

SEE: Clinical Endpoint

End-Stage Liver Disease (ESLD)

The most severe stage of liver disease, at which point the liver is barely functioning, if at all. The treatment for end-stage liver disease (ESLD) is a liver transplant.

End-Stage Renal Disease (ESRD)

The most severe stage of kidney (renal) disease, at which point the kidneys are barely functioning, if at all. The treatment for end-stage renal disease (ESRD) is dialysis or a kidney transplant.

Enteric

Pertaining to the intestines. Certain bacterial enteric infections are more common or more severe in people with HIV than in people with healthy immune systems.

Enteric-Coated (EC)

When a tablet or capsule is coated with a substance that prevents the medication from being released until it reaches the small intestine, where it can then be absorbed.

Enteritis

Inflammation of the small intestine.

Entry Inhibitor

A group of antiretroviral (ARV) HIV drugs that includes fusion inhibitors, CCR5 antagonists, and post-attachment inhibitors. Entry inhibitors block HIV from entering a host CD4 T lymphocyte (CD4 cell).

Envelope (Fig. 31)

SYNONYM(S): HIV Viral Envelope

The outer coat of HIV, made up of two layers of lipids (fatty molecules). HIV uses protein “spikes” embedded in its envelope to enter host cells.

Enzyme

A molecule, usually a protein, that catalyzes (increases the rate of) chemical reactions in the body. Enzymes are essential to all body functions. HIV requires specific enzymes, such as reverse transcriptase or integrase, to replicate.

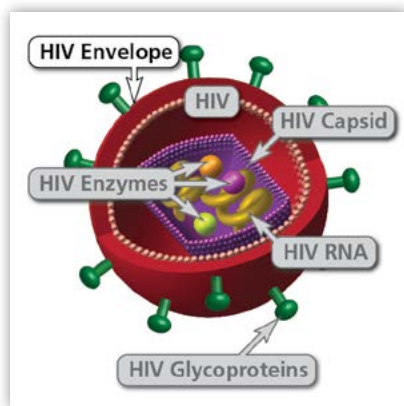


Figure 31

Enzyme Immunoassay

SEE: Enzyme-Linked Immunosorbent Assay

Enzyme-Linked Immunosorbent Assay (ELISA)

SYNONYM(S): Enzyme Immunoassay

A laboratory test to detect the presence of HIV antibodies in the blood or oral fluid. The immune system responds to HIV infection by producing HIV antibodies. A positive result on an enzyme-linked immunosorbent assay (ELISA) must be confirmed by a second test for a person to receive a definitive diagnosis of HIV infection.

Eosinophilia

An abnormal increase of eosinophils (a type of white blood cell) in the blood, tissues, or organs. Eosinophilia is often a response to infection or allergens (substances that cause an allergic reaction).

Eosinophilic Folliculitis (EF)

A rare, severe type of folliculitis (inflammation of hair follicles) characterized by itchy bumps or pus-filled sores on the face, chest, back, or arms. Eosinophilic folliculitis (EF) is mainly associated with advanced HIV infection.

Epidemic

A widespread outbreak of a disease in a large number of individuals over a particular period of time either in a given area or among a specific group of people.

Epidemiology

The study of the distribution, causes, and clinical characteristics of disease or health status in a population.

Epithelium

A protective tissue consisting of one or more layers of cells that line the internal surface of organs and glands and cover the outer surface of the body. In addition to enclosing and protecting body surfaces, certain types of epithelial cells produce mucus or use tiny hairs called cilia to help remove foreign substances.

Epitope

A specific area on the surface of an antigen that interacts with and binds to specific antibodies. Generally, an antigen has several different epitopes.

Epstein-Barr Virus (EBV)

SYNONYM(S): HHV-4, Human Herpesvirus 4

A type of herpesvirus that infects B lymphocytes (B cells). Epstein-Barr virus (EBV) infection is usually asymptomatic but may cause mononucleosis (“mono”). In people with suppressed immune systems, EBV is strongly associated with certain cancers, including Burkitt lymphoma, oral hairy leukoplakia, and nasopharyngeal carcinoma.

Eradication

The total elimination of a pathogen, such as a bacterium, from the body. Eradication can also refer to the complete elimination of a disease from the world, such as the global eradication of smallpox.

Erythema

Redness of the skin.

Erythema Multiforme

A type of allergic reaction usually triggered by infections, most often herpes simplex infection. Use of some antiretroviral (ARV) drugs can also cause erythema multiforme.

Erythrocyte

SEE: Red Blood Cell

Etiology

The cause of a disease or condition. Etiology may also refer to the branch of medical science that studies the causes of diseases.

Excipient Hyperbilirubinemia

SEE: Kernicterus

Exclusion/Inclusion Criteria

SEE: Eligibility Criteria

Expanded Access

SYNONYM(S): Compassionate Use

Legal use of an investigational drug outside of a clinical trial to treat a person who has a serious or immediately life-threatening disease and who has no approved treatment options. The Food and Drug Administration (FDA) regulates expanded access to investigational drugs on a case-by-case basis for an individual patient or groups of patients who do not meet criteria to participate in a clinical trial. Drug companies must have permission from the FDA to make an investigational drug available for expanded access.

Experimental Arm

In a clinical trial, the group of participants that is given the experimental intervention being studied. Outcomes in the experimental arm are compared with those in the control arm to determine any differences, for example, in safety and effectiveness.

Experimental Drug

SEE: Investigational Drug

Extensively Drug-Resistant Tuberculosis (XDR-TB)

A relatively rare type of multidrug-resistant tuberculosis (MDR-TB). Extensively drug-resistant tuberculosis (XDR-TB) occurs when a *Mycobacterium tuberculosis* strain becomes resistant to the first-line anti-TB drugs isoniazid and rifampin, plus any fluoroquinolone and at least one of the three second-line injectable drugs. XDR-TB progresses more rapidly and is more severe in people who have both XDR-TB and HIV than in people who only have XDR-TB.

False Negative

A test result that incorrectly indicates that the condition being tested for is not present when, in fact, the condition is actually present. For example, a false-negative HIV test indicates that a person does not have HIV when the person actually does have HIV.

False Positive

A test result that incorrectly indicates that the condition being tested for is present when, in fact, the condition is actually not present. For example, a false-positive HIV test indicates that a person has HIV when the person actually does not have HIV.

Fanconi Syndrome

A hereditary or acquired kidney disorder that impairs the reabsorption of electrolytes, glucose, amino acids, and other nutrients into the bloodstream when blood passes through the kidneys. Acquired Fanconi syndrome may be caused by use of certain antiretroviral (ARV) drugs.

Fatty Liver

SEE: Hepatic Steatosis

Fetus

In humans, an infant developing in the uterus (womb) from about the end of the second month of pregnancy until birth.

First-Line Therapy

A treatment that is accepted as best for the initial treatment of a condition or disease. The recommended first-line HIV treatment regimens include antiretroviral (ARV) drugs that are safe, effective, and convenient for most people with HIV who have never taken ARVs before.

Fixed-Dose Combination (FDC) (Fig. 32)

Two or more drugs contained in a single dosage form, such as a capsule or tablet. An example of a fixed-dose combination (FDC) HIV drug is Atripla (a combination of efavirenz, emtricitabine, and tenofovir DF). By reducing the number of pills a person must take each day, fixed-dose combination drugs can help improve adherence to an HIV treatment regimen.

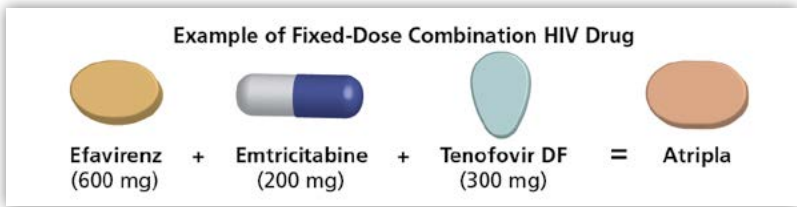


Figure 32

Food and Drug Administration (FDA)

The federal agency responsible for ensuring the safety, effectiveness, and security of human drugs (including vaccines and other biological products for human use), veterinary drugs, and medical devices. The agency is responsible for the safety and security of our nation's food supply, cosmetics, dietary supplements, and electronic products that give off radiation. The agency also regulates tobacco products.

Formulation (Fig. 33)

SYNONYM(S): Drug Formulation

Two or more drugs contained in a single dosage form, such as a capsule or tablet. An example of a fixed-dose combination (FDC) HIV drug is Atripla (a combination of efavirenz, emtricitabine, and tenofovir DF). By reducing the number of pills a person must take each day, fixed-dose combination drugs can help improve adherence to an HIV treatment regimen.

Formulation

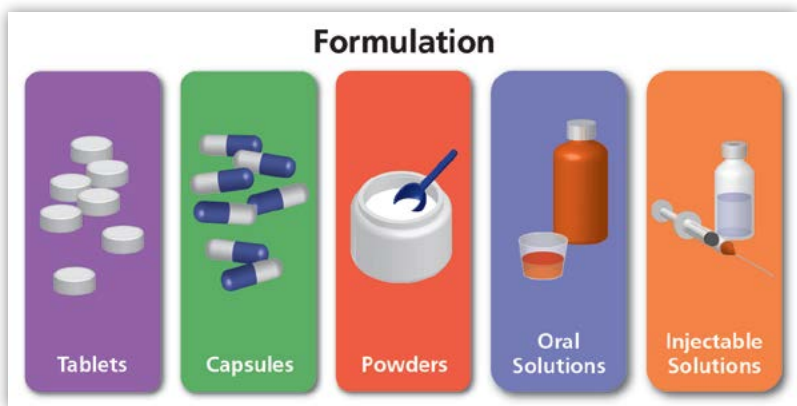


Figure 33

Fungus

A group of organisms that feeds off a living host organism or dead or decaying material. Examples of fungi include mushrooms, yeast, and mold. People with weakened immune systems, including people with HIV, are at a higher risk for fungal infections than people with healthy immune systems.

Fusin

SEE: CXCR4

Fusion (Fig. 34)

The second of seven steps in the HIV life cycle. After HIV attaches itself to a host CD4 cell, the HIV viral envelope fuses with the CD4 cell membrane. Fusion allows HIV to enter the CD4 cell. Once inside the CD4 cell, the virus releases HIV RNA and HIV enzymes, such as reverse transcriptase and integrase.

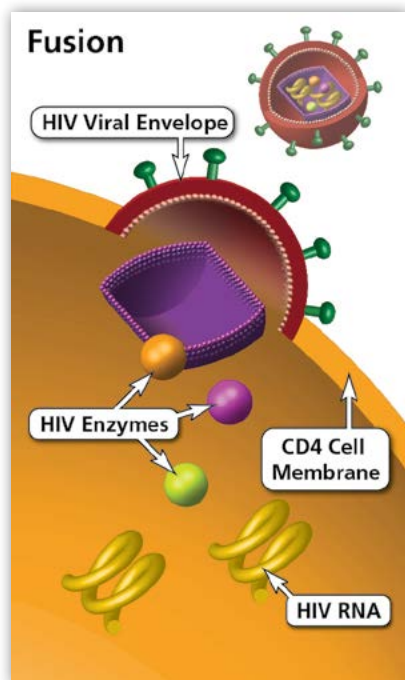


Figure 34

Fusion Inhibitor (Fig. 35)

Antiretroviral (ARV) HIV drug class. A fusion inhibitor blocks the HIV envelope from merging with the host CD4 cell membrane (fusion). This prevents HIV from entering the CD4 cell.

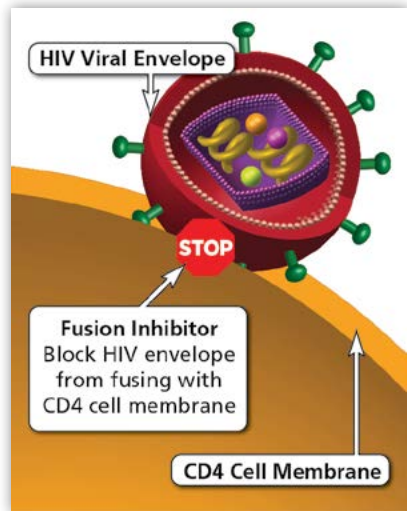


Figure 35

Gamma Globulin

A group of proteins found in blood plasma. Injections of gamma globulin, which contain high levels of antibodies, can be given to boost a person's immune system.

Gamma-Glutamyl Transferase

SEE: Gamma-Glutamyl Transpeptidase

Gamma-Glutamyl Transpeptidase (GGT)

SYNONYM(S): Gamma-Glutamyl Transferase

An enzyme found in many organs in the body, including the liver. Gamma-glutamyl transpeptidase may be measured as part of a liver function test.

Gastroenteritis

Inflammation of the stomach and intestinal tract.

Gastrointestinal (GI)

Pertaining to the stomach and intestinal tract. Gastrointestinal (GI) symptoms, such as nausea, vomiting, and diarrhea, may be caused by HIV infection, opportunistic infections, or some antiretroviral (ARV) drugs.

Gene

The basic physical unit of inheritance. A gene is a short segment of DNA (or in the case of some viruses, RNA) that contains instructions for making proteins.

Gene Therapy

Manipulating genes to treat or prevent disease. Gene therapy techniques being researched include replacing a defective gene with a healthy copy of the gene, repairing an abnormal gene, inactivating an improperly functioning gene, and introducing a new disease-fighting gene.

Generic Drug

A drug that has the same active ingredients, dosage, formulation, safety, strength, route of administration, quality, effectiveness, and intended use as a brand-name drug. For example, ibuprofen is a generic drug that has several manufacturers and brand names, including Advil and Motrin. Generic drugs are usually less expensive than brand-name drugs.

Genetic Engineering

Using biotechnological techniques to modify an organism by changing its genetic material (DNA or RNA). For example, bacteria can be genetically engineered to produce insulin, which can then be used to treat diabetes.

Genital Ulcer Disease

Any of several diseases that are characterized by genital sores. Genital ulcer diseases are usually sexually transmitted disease, including genital herpes, syphilis, and chancroid. Genital ulcer diseases increase the risk of sexual transmission of HIV.

Genital Warts

SYNONYM(S): Condyloma Acuminatum, Venereal Warts

A sexually transmitted disease caused by the human papillomavirus (HPV). Genital warts appear as raised pink or flesh-colored bumps on the surface of or the tissue surrounding the vagina, cervix, tip of the penis, or anus.

Genitourinary System

SEE: Genitourinary Tract

Genitourinary Tract

SYNONYM(S): Genitourinary System, Urogenital System, Urogenital Tract

All organs involved in the production and excretion of urine plus all organs involved with reproduction. Organs of the genitourinary tract include the kidneys, bladder, fallopian tubes, and penis.

Genome

The complete genetic material of an organism, including all of its genes. The genome is contained in a set of chromosomes in humans and in a DNA or RNA molecule in viruses. The HIV genome consists of an RNA molecule and includes nine genes.

Genotypic Antiretroviral Resistance Test (GART)

SYNONYM(S): Genotypic Assay

A type of resistance test that detects drug-resistant mutations in HIV genes. Resistance testing is used to guide selection of an HIV regimen when initiating or changing antiretroviral therapy (ART).

Genotypic Assay

SEE: Genotypic Antiretroviral Resistance Test

Glucose

SYNONYM(S): Blood Sugar, Sugar

Blood sugar. Glucose, the main source of fuel for the body, is formed when foods are broken down in the digestive system. After digestion, glucose is absorbed into the bloodstream and then used for cell growth and energy.

Glycoprotein

A molecule that consists of a protein plus one or more carbohydrates.

Glycoprotein 120

SEE: gp120

Glycoprotein 160

SEE: gp160

Glycoprotein 41

SEE: gp41

Gonorrhea

SYNONYM(S): The Clap

A sexually transmitted disease caused by the bacterium *Neisseria gonorrhoeae*. A mother with gonorrhea may also pass the infection to her child during delivery. Gonorrhea often has mild or no symptoms. However, if left untreated, gonorrhea can lead to infertility, and it can spread into the bloodstream and affect the joints, heart valves, and brain. Gonorrhea increases the risk of sexual transmission of HIV.

gp120

SYNONYM(S): Glycoprotein 120, Viral Envelope Glycoprotein 120

A glycoprotein on the HIV envelope. gp120 binds to a CD4 receptor on a host cell, such as a CD4 T lymphocyte (CD4 cell). This starts the process by which HIV fuses its viral membrane with the host cell membrane and enters the host cell.

gp160

SYNONYM(S): Glycoprotein 160, Viral Envelope Glycoprotein 160

An HIV glycoprotein. gp160 is a precursor of the HIV envelope glycoproteins gp41 and gp120.

gp41

SYNONYM(S): Glycoprotein 41, Viral Envelope Glycoprotein 41

A glycoprotein on the HIV envelope. HIV enters a host cell by using gp41 to fuse the HIV envelope with the host cell membrane.

Granulocyte

A type of white blood cell that includes neutrophils, eosinophils, and basophils. Granulocytes help the body fight infection.

Granulocyte Macrophage-Colony Stimulating Factor (GM-CSF)

A protein that stimulates white blood cells, especially granulocytes, macrophages, and cells that become platelets, to multiply and mature. A laboratory-produced version of this protein is often used to boost a low white blood cell count.

Granulocyte-Colony Stimulating Factor (G-CSF)

A protein that stimulates neutrophils, which are a type of white blood cell, to multiply and mature. A laboratory-produced version of this protein is used to boost a low neutrophil count.

Granulocytopenia

A deficiency or abnormal decrease in the number of granulocytes, a type of white blood cell. Granulocytopenia may be caused by certain bone marrow diseases, chemotherapy, or certain drugs used to treat HIV and opportunistic infections.

Guillain-Barré Syndrome (GBS)

SYNONYM(S): Acute Inflammatory Demyelinating Polyneuropathy

A rare acute neurological disorder in which the immune system mistakenly attacks part of the peripheral nervous system. Guillain-Barré syndrome (GBS) primarily destroys the myelin that covers the peripheral nerves, causing the nerve signals to slow down. This damage can result in weakness and sometimes paralysis of the legs, arms, face, and breathing muscles. GBS is often preceded by a bacterial or viral infection and can occur early in the course of HIV infection.

Gynecomastia

Development of larger-than-normal breasts in males. Gynecomastia is due to excess growth of breast tissue, not fat tissue. Gynecomastia is sometimes caused by natural hormonal changes, but it can also be due to use of certain medications, including antiretroviral (ARV) drugs.

Pharmacokinetics

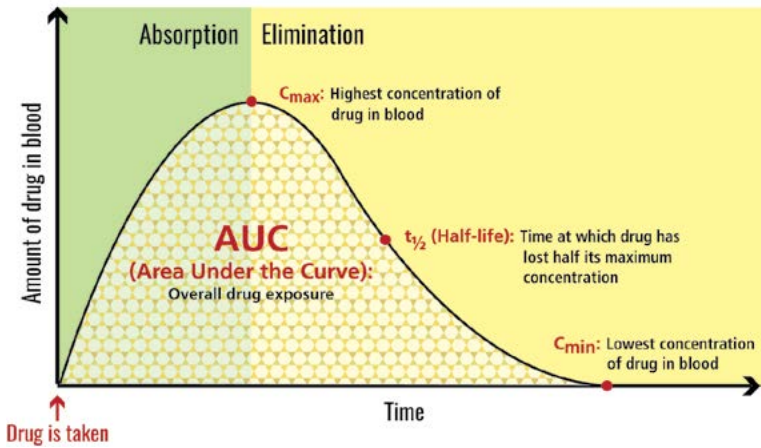


Figure 36

Half-Life (Fig. 36)

The time it takes a drug to lose half its original concentration or activity after being introduced into the body. Drug half-life is considered when determining drug dosing.

Hct

SEE: Hematocrit

Health Care Financing Administration

SEE: Centers for Medicare and Medicaid Services

Health Resources and Services Administration (HRSA)

The primary federal agency for improving access to health care services for people who are uninsured, isolated, or medically vulnerable. Through its HIV/AIDS bureau, the Health Resources and Services Administration (HRSA) administers the Ryan White HIV/AIDS Program, the largest federal program focused exclusively on HIV/AIDS care.

HELLP Syndrome

A rare but life-threatening complication of pregnancy that is characterized by **H**emolysis (breakdown of red blood cells), **E**levated **L**iver enzyme levels, and a **L**ow **P**latelet count. HELLP develops late in pregnancy, or sometimes after birth.

Helper T Cell

SEE: CD4 T Lymphocyte

Hematocrit

SYNONYM(S): Hct

A laboratory test that measures the percentage of the volume of red blood cells in whole blood. Hematocrit is normally ordered as part of a complete blood count.

Hematotoxic

Poisonous to the blood and to the organs and tissues involved in the production of blood, such as the bone marrow.

Hematuria

Blood in the urine.

Hemoglobin

SYNONYM(S): Hgb

A protein in red blood cells that carries oxygen from the lungs to the tissues of the body. Hemoglobin also refers to the hemoglobin test, which is normally ordered as part of a complete blood count.

Hemolysis

Destruction of red blood cells. Hemolysis occurs as part of the natural life cycle of red blood cells, or it may be caused by certain conditions or drugs.

Hemophilia

A rare blood clotting disorder that is usually inherited and most often affects males. The main symptom of hemophilia is prolonged bleeding either spontaneously or after an injury or accident.

Hemorrhage

The loss of blood from a blood vessel. A hemorrhage, which may be internal or external, is often caused by injury or surgical complications or from advanced disease. The use of certain antiretroviral (ARV) drugs may cause internal hemorrhage.

Hepatic

Pertaining to the liver.

Hepatic Necrosis

Death of liver cells. Hepatic necrosis may be caused by certain HIV-related drugs.

Hepatic Steatosis

SYNONYM(S): Fatty Liver

Excessive accumulation of triglycerides and other fats in liver cells. Use of certain antiretroviral (ARV) drugs may cause hepatic steatosis.

Hepatitis

Inflammation of the liver, usually from a viral infection. The most common hepatitis infections are hepatitis A, hepatitis B, and hepatitis C. Hepatitis may also be due to autoimmune disease, alcohol, medications, or toxic agents. Symptoms of hepatitis, if any, can include loss of appetite, nausea and vomiting, and jaundice. Hepatitis can lead to liver damage, liver failure, or cancer. Hepatitis is also often used to refer to the group of viral infections that affect the liver (hepatitis A, B, C, D, and E).

Hepatitis B Virus Infection (HBV)

Infection with the hepatitis B virus (HBV). HBV can be transmitted through blood, semen, or other body fluids during sex or injection drug use. HBV infection progresses more rapidly in people with HBV/HIV coinfection than in people who have HBV infection alone.

Hepatitis C Virus Infection (HCV)

Infection with the hepatitis C virus (HCV). HCV is usually transmitted through blood and rarely through other body fluids, such as semen. HCV infection progresses more rapidly in people with HCV/HIV coinfection than in people who have HCV infection alone.

Hepatomegaly

Abnormal enlargement of the liver.

Hepatotoxicity

Toxic damage to the liver. Drugs, including antiretroviral (ARV) drugs, can cause hepatotoxicity.

Herpes Simplex Virus 1 (HSV-1) Infection

An infection caused by herpes simplex virus 1 (HSV-1) and usually associated with lesions on the lips, mouth, and face. HSV-1 is very contagious and is transmitted by direct contact, including sexual contact, with someone who has the virus (even if lesions are not visible). Treatment cannot completely clear HSV-1 from the body, but antiviral therapy can shorten and prevent outbreaks and reduce the risk of transmission. People who have both HIV and HSV-1 have a higher risk of transmitting HIV to a partner who does not have HIV during sexual contact.

Herpes Simplex Virus 2 (HSV-2) Infection

An infection caused by herpes simplex virus 2 (HSV-2) and usually associated with lesions in the genital or anal area. HSV-2 is very contagious and is transmitted by direct contact, including sexual contact, with someone who has the virus (even if lesions are not visible). Treatment cannot completely clear HSV-2 from the body, but antiviral therapy can shorten and prevent outbreaks and reduce the risk of transmission. People who have both HIV and HSV-2 have a higher risk of transmitting HIV to a partner who does not have HIV during sexual contact.

Herpes Zoster

SEE: Varicella Zoster Virus

Herpesviruses

SYNONYM(S): Human Herpesviruses

A group of viruses that use DNA as their genetic material. Herpesviruses include herpes simplex viruses 1 and 2 (HSV-1 and -2), varicella-zoster virus (VZV or HHV-3), Epstein-Barr virus (EBV or HHV-4), cytomegalovirus (CMV or HHV-5), human herpesvirus 6 and human herpesvirus 7 (HSV-6 and -7), and Kaposi sarcoma herpesvirus (KSHV or HHV-8).

Hgb

SEE: Hemoglobin

HHV-4

SEE: Epstein-Barr Virus

High Blood Pressure

SEE: Hypertension

Highly Active Antiretroviral Therapy (HAART)

SEE: Antiretroviral Therapy

Histiocyte

SEE: Macrophage

Histoplasmosis

A lung infection caused by the fungus *Histoplasma*. Symptoms include fever, chest pain, and dry cough. In people with weakened immune systems, such as people with HIV, histoplasmosis may spread to other parts of the body, including the brain or gastrointestinal tract. Histoplasmosis (disseminated or extrapulmonary) is an AIDS-defining condition in people with HIV.

HIV Care Continuum

SEE: HIV Continuum of Care

HIV Continuum of Care (Fig. 37)

SYNONYM(S): HIV Care Continuum, HIV Treatment Cascade

The steps or stages of medical treatment for HIV. The continuum of care begins when someone receives an HIV diagnosis, and includes finding the right health care, starting antiretroviral therapy (ART), adhering to treatment, and staying in care. The ultimate goal of the continuum of care is virological suppression. The continuum of care can also refer to a model used by epidemiologists and other health care professionals to monitor the success of HIV-related programs and to identify and address gaps in HIV-related services. This model measures linkage to care, retention in care, and sustained viral suppression among people with HIV.

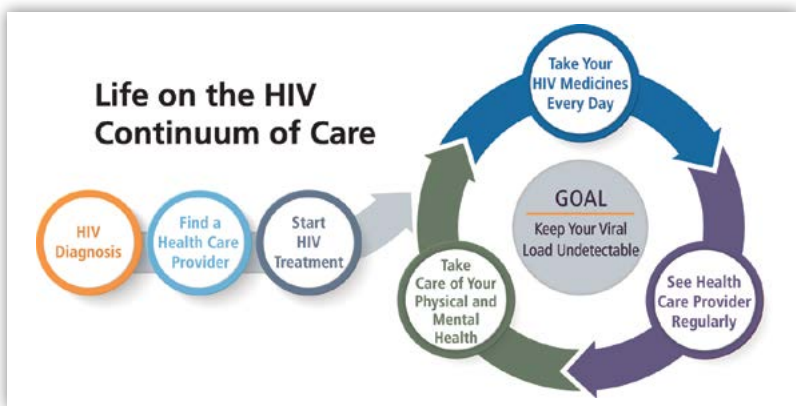


Figure 37

HIV Encephalopathy

SEE: AIDS Dementia Complex

HIV Gingivitis

SEE: Linear Gingival Erythema

HIV Navigation

The process of helping someone with HIV access essential HIV-related medical and social services across the continuum of care.

HIV Prevention Trials Network (HPTN)

A federally funded, worldwide clinical trials network that develops and tests the safety and efficacy of primarily non-vaccine interventions designed to prevent the transmission of HIV.

HIV Preventive Vaccine

SEE: Preventive HIV Vaccine

HIV Progression (Fig. 38)

The course of HIV infection. HIV is an infection that progresses in three stages: acute HIV infection, chronic HIV infection, and AIDS. During acute infection, HIV multiplies rapidly. As acute HIV infection progresses to chronic HIV infection, HIV multiplies less rapidly and HIV levels drop. However, as chronic HIV infection advances, HIV levels increase and the number of CD4 cells decreases. Declining CD4 cell levels indicate increasing damage to the immune system. Antiretroviral therapy (ART) can prevent HIV from destroying the immune system and advancing to AIDS.

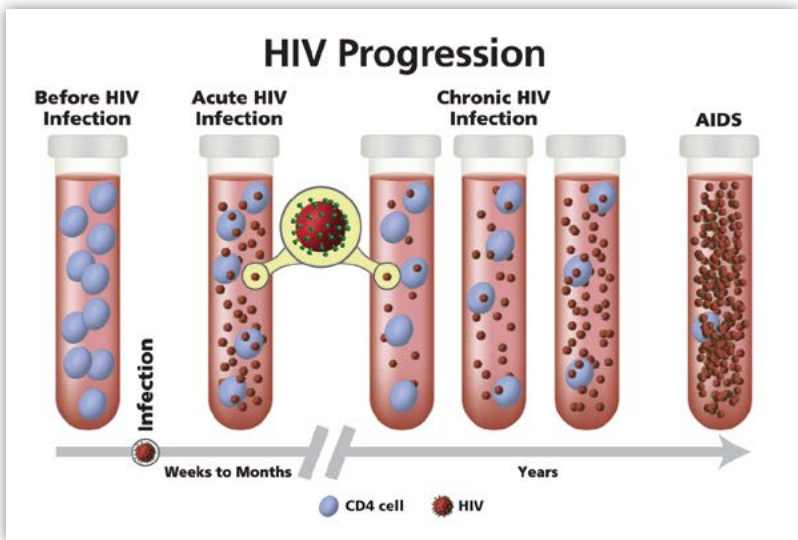


Figure 38

HIV Therapeutic Vaccine

SEE: Therapeutic HIV Vaccine

HIV Treatment Cascade

SEE: HIV Continuum of Care

HIV Vaccine Trials Network (HVTN)

A federally funded international clinical trials network that works towards finding an effective and safe HIV vaccine. HIV Vaccine Trials Network (HVTN) conducts clinical trials on preventive HIV vaccines and educates community members on the general science of HIV/AIDS vaccines and associated research methods.

HIV Viral Core

SEE: Capsid

HIV Viral Envelope

SEE: Envelope

HIV-1

One of the two types of HIV, the virus that causes AIDS. AIDS is the most advanced stage of HIV infection. HIV-1 is transmitted through direct contact with HIV-infected body fluids, such as blood, semen, and vaginal fluids, or from a mother who has HIV-1 to her child during pregnancy, delivery, or breastfeeding (through breast milk). HIV-1 is responsible for the majority of HIV infections worldwide. In the United States, unless otherwise noted, the term “HIV” primarily refers to HIV-1.

HIV-2

One of the two types of HIV, the virus that causes AIDS. AIDS is the most advanced stage of HIV infection. HIV-2 infection is endemic to West Africa. Like HIV-1, HIV-2 is transmitted through direct contact with HIV-infected body fluids, such as blood, semen, and vaginal fluids, or from a mother who has HIV-2 to her child during pregnancy, delivery, or breastfeeding (through breast milk). HIV-2 infection generally takes longer to progress to symptomatic HIV/AIDS than HIV-1.

HIV-Associated Adult-Onset Nemaline Myopathy

SEE: Nemaline Rod Myopathy

HIV-Associated Dementia

SEE: AIDS Dementia Complex

HIV-Associated Nephropathy (HIVAN)

Kidney disease associated with HIV infection. HIV-associated nephropathy (HIVAN) usually begins with large amounts of protein in the urine (proteinuria) and progresses rapidly to total kidney failure. HIVAN is very uncommon in people whose HIV is effectively controlled by antiretroviral (ARV) drugs.

HIV-Associated Neurocognitive Disorders (HAND)

A range of increasingly severe central nervous system complications associated with HIV infection. HIV-associated neurocognitive disorders (HAND) range from mild problems with memory, language, and reasoning to the more severe HIV-associated dementia (HAD).

Hives

SEE: Urticaria

HLA Complex

SEE: Human Leukocyte Antigen Complex

HLA-B*5701 Test

SYNONYM(S): HLA-B*5701 Testing

A test that detects the presence of HLA-B*5701. HLA-B*5701 is a genetic variation that is linked to hypersensitivity to the antiretroviral (ARV) drug abacavir. A person who tests positive for HLA-B*5701 should not use abacavir or any other abacavir-containing medicine.

HLA-B*5701 Testing

SEE: HLA-B*5701 Test

HMG-CoA Reductase Inhibitor

SEE: Statin

Hodgkin Disease

SEE: Hodgkin Lymphoma

Hodgkin Lymphoma

SYNONYM(S): Hodgkin Disease

A type of lymphoma (cancer of the lymphatic system). Hodgkin lymphoma is characterized by progressive enlargement of the lymph nodes, spleen, and general lymphoid tissue and by the presence of large, usually multinucleate cells called Reed-Sternberg cells. Hodgkin lymphoma is an AIDS-related cancer.

Horizontal Transmission

SEE: Secondary Transmission

Hormone

A chemical messenger produced by the body and carried by the blood to tissues and organs. Hormones regulate many different body processes, including growth and development, metabolism, sexual function, reproduction, and mood. HIV can affect the production of hormones, such as testosterone.

Host

The animal or plant (or specific part of an animal or plant) in which another organism or microorganism lives. For example, CD4 cells infected with HIV are called host cells.

Human Growth Hormone (hGH)

A hormone that is produced by the pituitary gland and stimulates the growth of bones, muscles, and other organs. A synthetic version of human growth hormone (hGH) is approved by the Food and Drug Administration (FDA) for the treatment of AIDS-related wasting syndrome.

Human Herpesvirus 3

SEE: Varicella Zoster Virus

Human Herpesvirus 4

SEE: Epstein-Barr Virus

Human Herpesvirus 8

SEE: Kaposi Sarcoma-Associated Herpesvirus

Human Herpesviruses

SEE: Herpesviruses

Human Immunodeficiency Virus (HIV) (Fig. 39)

The virus that causes AIDS, which is the most advanced stage of HIV infection. HIV is a retrovirus that occurs as two types: HIV-1 and HIV-2. Both types are transmitted through direct contact with HIV-infected body fluids, such as blood, semen, and vaginal fluids, or from a mother who has HIV to her child during pregnancy, labor and delivery, or breastfeeding (through breast milk).

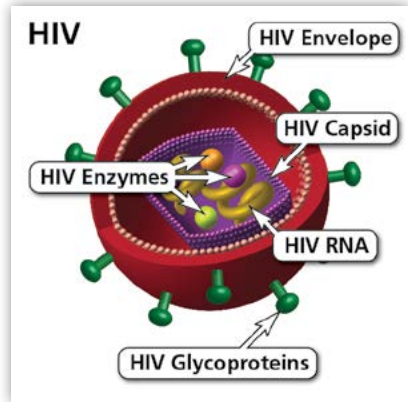


Figure 39

Human Leukocyte Antigen Complex

SYNONYM(S): HLA Complex, Human Leukocyte Antigen System

A group of molecules found on the surface of almost every cell in the body. Human leukocyte antigens (HLAs) present protein fragments (peptides) to immune cells. If the cells recognize the peptides as foreign, the body mounts an immune response. Some diseases and drug reactions are linked to certain types of HLAs.

Human Leukocyte Antigen System

SEE: Human Leukocyte Antigen Complex

Human Papillomavirus (HPV)

The virus that causes human papillomavirus (HPV) infection, the most common sexually transmitted disease. There are many kinds of HPV, including some that can cause genital warts and cancer. HPV is the most frequent cause of cervical cancer. In women with HIV, invasive cervical cancer is an AIDS-defining condition.

Human Subjects Protection Review Board

SEE: Institutional Review Board

Human T-Cell Lymphotropic Virus Type I (HTLV-I)

A retrovirus that infects only T lymphocytes (T cells). Human T-cell lymphotropic virus type 1 (HTLV-1) is transmitted through exposure to contaminated blood, through sexual contact, and from a mother who has the virus to her child at birth or through breastfeeding via breast milk. HTLV-1 is prevalent mostly in Japan, Africa, the Caribbean Islands, and South America. HTLV-1 can cause adult T-cell leukemia/lymphoma, a rare and aggressive cancer of the white blood cells.

Humoral Immune Response

SEE: Humoral Immunity

Humoral Immunity

SYNONYM(S): Humoral Immune Response

Type of immune response that is mediated by antibodies.

Hyperadiposity

SEE: Lipohypertrophy

Hypergammaglobulinemia

A higher-than-normal level of gamma globulin in the blood. Gamma globulins are a group of blood proteins that includes proteins that act as antibodies. Hypergammaglobulinemia may occur with chronic infections, including HIV infection.

Hyperglycemia

Abnormally high blood sugar (glucose) level. Use of some antiretroviral (ARV) drugs may cause hyperglycemia.

Hyperlipidemia

Excess lipids (cholesterol, triglycerides, or both) in the blood. Hyperlipidemia increases the risk of heart disease and stroke. Hyperlipidemia may be caused by HIV infection or use of some antiretroviral (ARV) drugs.

Hyperplasia

An increase in the number of cells in a tissue or organ. Hyperplasia may be due to a normal, increased demand for cells or may be a sign of precancerous changes.

Hypersensitivity

SYNONYM(S): Hypersensitivity Reaction

An exaggerated immune response to a specific antigen or drug. Hypersensitivity reactions, including allergic reactions, can be life-threatening. Use of some antiretroviral (ARV) drugs may cause a hypersensitivity reaction.

Hypersensitivity Reaction

SEE: Hypersensitivity

Hypersensitivity Syndrome

SYNONYM(S): DRESS, Drug Hypersensitivity Syndrome, Drug Reaction with Eosinophilia and Systemic Symptoms

A life-threatening allergic reaction to a drug. Hypersensitivity syndrome is characterized by fever, rash, organ involvement (most frequently the liver), and high blood levels of eosinophils (a type of white blood cell). Use of certain antiretroviral (ARV) drugs may cause hypersensitivity syndrome.

Hypertension

SYNONYM(S): High Blood Pressure

Persistently elevated blood pressure. Blood pressure is the force of blood pushing against the walls of the arteries. Hypertension can harm the arteries and increase the risk of stroke, heart attack, and kidney failure.

Hypertriglyceridemia

Excessive accumulation of triglycerides (a type of fat) in the blood. Hypertriglyceridemia increases the risk of high blood pressure, heart disease, and stroke. Use of some antiretroviral (ARV) drugs can cause hypertriglyceridemia.

A
B
C
D
E
F
G
H
I
J
K
L
M
N
O
P
Q
R
S
T
U
V
W
X
Y

Hyperuricemia

Much higher-than-normal levels of uric acid in the blood. Hyperuricemia may be an adverse effect of some antiretroviral (ARV) drugs.

Hypogammaglobulinemia

Abnormally low levels of gamma globulin in the blood. Gamma globulins are a group of blood proteins that includes proteins that act as antibodies. People with hypogammaglobulinemia are at high risk for infections. Hypogammaglobulinemia may be due to certain genetic diseases or to acquired diseases such as HIV.

Hypogonadism

Condition in which the sex glands produce little or no hormones. Hypogonadism commonly occurs during HIV infection.

Hypoxia

An insufficient supply of oxygen to the cells and tissues of the body.

Idiopathic

Occurring spontaneously or from an unknown cause.

Idiopathic Thrombocytopenic Purpura

SEE: Immune Thrombocytopenia

Immune Complex

SYNONYM(S): Antigen-Antibody Complex

An antibody bound to an antigen. Immune complexes are part of a normal immune response. However, when immune complexes accumulate in the blood, they can cause autoimmune disorders, infections, and malignancies.

Immune Modulators

SYNONYM(S): Immunomodulators

Immune modulators are a class of drugs that help to activate, boost, or restore normal immune function after HIV has damaged the immune system. Researchers are investigating whether immune modulators can help change how the immune system functions as part of a strategy to treat or cure HIV. Currently, the immune modulators used to treat HIV infection are still under investigation and have not been approved by the Food and Drug Administration (FDA) for patient use.

Immune Reconstitution Inflammatory Syndrome (IRIS)

SYNONYM(S): Immune Reconstitution Syndrome, Immune Restoration Disease

In HIV infection, an exaggerated inflammatory reaction to a disease-causing microorganism that sometimes occurs when the immune system begins to recover following treatment with antiretroviral (ARV) drugs. Immune reconstitution inflammatory syndrome (IRIS) occurs in two forms: “unmasking” IRIS refers to the flare-up of an underlying, previously undiagnosed infection soon after antiretroviral therapy (ART) is started; “paradoxical” IRIS refers to the worsening of a previously treated infection after ART is started. IRIS can be mild or life-threatening.

Immune Reconstitution Syndrome

SEE: Immune Reconstitution Inflammatory Syndrome

Immune Response

Actions of the immune system to defend the body against bacteria, viruses, or other substances that the body recognizes as foreign and harmful.

Immune Restoration Disease

SEE: Immune Reconstitution Inflammatory Syndrome

Immune Serum Globulin

SEE: Intravenous Immunoglobulin

Immune System (Fig. 40)

A complex network of specialized cells, tissues, and organs that recognize and defend the body from foreign substances, primarily disease-causing microorganisms such as bacteria, viruses, parasites, and fungi. Organs and tissues of the immune system include the bone marrow, spleen, thymus, tonsils, mucous membranes, and skin. Granulocytes, macrophages, and T lymphocytes are examples of specialized cells. The lymphatic vessels of the immune system carry immune cells, which converge in lymph nodes found throughout the body. A swollen lymph node often indicates an active immune response to a foreign substance. HIV infection gradually destroys the immune system.

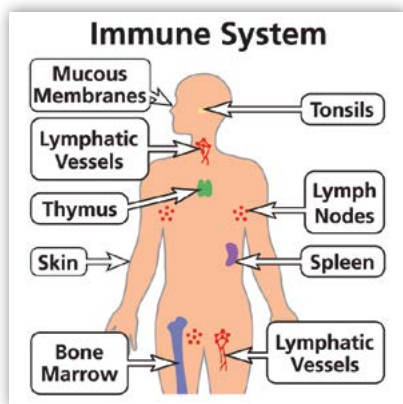


Figure 40

Immune Thrombocytopenia (ITP)

SYNONYM(S): Autoimmune Thrombocytopenic Purpura, Idiopathic Thrombocytopenic Purpura, Immune Thrombocytopenic Purpura

An autoimmune disorder in which the immune system destroys platelets. The destruction of platelets leads to abnormal blood clotting and easy or excessive bruising and bleeding. In most cases, an autoimmune response is thought to cause immune thrombocytopenia (ITP). The disorder may also develop with a viral infection, including HIV.

Immune Thrombocytopenic Purpura

SEE: Immune Thrombocytopenia

Immunity (Fig. 41)

Protection against disease caused by infectious microorganisms or by other foreign substances. Immunity can be acquired through vaccination, by contracting the disease, or by transfer of antibodies produced by another person or animal. Immunity also includes the protective barriers that a person is born with, such as the skin and mucous membranes.

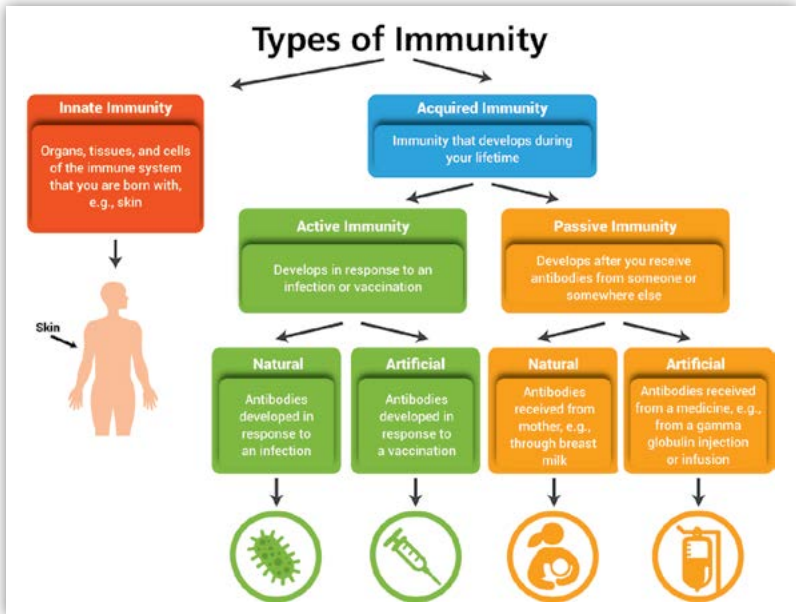


Figure 41

Immunization

SEE: Vaccination

Immunocompetent

When the body is able to produce a normal immune response.

Immunocompromised

When the body is unable to produce an adequate immune response. A person may be immunocompromised because of a disease or an infection, such as HIV, or as the result of treatment with drugs or radiation.

Immunodeficiency

Inability to produce an adequate immune response because of an insufficiency or absence of antibodies, immune cells, or both. Immunodeficiency disorders can be inherited, such as severe combined immunodeficiency; they can be acquired through infection, such as with HIV; or they can result from chemotherapy.

Immunogenicity

The ability or the extent to which a substance is able to stimulate an immune response.

Immunoglobulin

SEE: Antibody

Immunologic

Pertaining to the immune system.

Immunomodulators

SEE: Immune Modulators

Immunomodulatory Therapy

SEE: Immunotherapy

Immunosuppression

When the body's ability to mount an immune response to fight infections or disease is reduced. Immunosuppression may be caused by certain diseases, such as HIV, or by radiotherapy or chemotherapy. Immunosuppression may also be deliberately induced by drugs used to prevent rejection of transplanted organs.

Immunotherapy

SYNONYM(S): Immunomodulatory Therapy

Use of immunologic agents such as antibodies, growth factors, and vaccines to modify (activate, enhance, or suppress) the immune system in order to treat disease. Immunotherapy is also used to diminish adverse effects caused by some cancer treatments or to prevent rejection of a transplanted organ or tissue.

In Utero

In the uterus (womb). *In utero* also refers to the length of time that a fetus is in the uterus of the pregnant female.

In Vitro (Fig. 42)

In an artificial environment outside the body, such as in a test tube or petri dish in a laboratory.

***In Vitro* Fertilization (IVF)**

A medical procedure used to help a woman become pregnant. *In vitro* fertilization (IVF) involves removing mature eggs from a woman's ovary, fertilizing the eggs with sperm in a laboratory, and then introducing the resulting embryo into a woman's uterus.

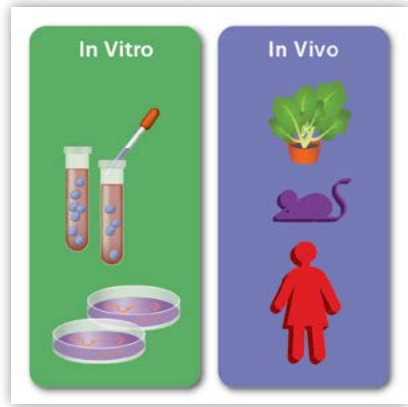


Figure 42

In Vivo (Fig. 42)

In the living body of a plant, animal, or human.

Incidence

The number of new cases of a condition, symptom, death, or injury that develops in a specific area during a specific time period.

Inclusion/Exclusion Criteria

SEE: Eligibility Criteria

Incubation Period

The time between infection with a pathogen and the onset of disease symptoms.

A
B
C
D
E
F
G
H
I
J
K
L
M
N
O
P
Q
R
S
T
U
V
W
X
Y

Indian Health Service (IHS)

A federal agency responsible for providing federal health services to American Indians and Alaska Natives. The Indian Health Service (IHS) delivers preventive, curative, and community health care to American Indians and Alaska Natives in hospitals, clinics, and other settings throughout the United States.

Indication

A sign, symptom, or medical condition that leads to the recommendation of a treatment, test, or procedure. For example, HIV infection is an indication to start antiretroviral therapy (ART).

Infection

Invasion and growth of an infectious microorganism, such as a bacterium or virus, in the body. Infection can also refer to the disease caused by the infectious microorganism. For example, HIV infection is caused by the human immunodeficiency virus (HIV).

Infectious

Capable of causing infection.

Infectious Disease

A disease that is caused by a microorganism, such as a bacterium, virus, or protozoan, that is not normally found in the body and is capable of causing infection. Some, but not all, infectious diseases are contagious, meaning they can spread from person to person. Other infectious diseases can spread from animals or insects to humans, but not from person to person. HIV is both infectious and contagious.

Informed Consent

A communication process between a person and a health care provider or researcher to ensure that the person understands all relevant facts associated with a medical procedure or clinical trial. Before undergoing the procedure or participating in the trial, the person must sign an informed consent form that indicates understanding of the risks and benefits involved and of the risks and benefits of other options.

infoSIDA

The Spanish-language companion website to *AIDSinfo*. Information in Spanish is also available by phone, email, and postal mail.

Infusion

Administration of a substance, such as a drug or glucose in solution, typically into a vein (intravenous). Infusions can also be administered into bone (intraosseous), muscle (intramuscular), and the space that surrounds the spinal cord (epidural).

Injection Drug Use

A method of illicit drug use. The drugs are injected directly into the body—into a vein, into a muscle, or under the skin—with a needle and syringe. Blood-borne viruses, including HIV and hepatitis, can be transmitted via shared needles or other drug injection equipment.

Injection Site Reaction

An adverse reaction, such as rash or redness, at the site of an injection.

Innate Immunity

Immunity that a person is born with. Innate immunity includes certain physical barriers, such as skin and mucous membranes, and fast-acting immune cells, such as natural killer cells.

Inoculation

SEE: Vaccine

Institutional Review Board (IRB)

SYNONYM(S): Human Subjects Protection Review Board

An independent committee of medical, scientific, and non-scientific members established to review, approve, and monitor research involving human participants. An institutional review board (IRB) protects the rights and welfare of human participants by assuring that a clinical trial is well designed, does not involve undue risks, and includes safeguards for participants. Most, but not all, clinical trials in the United States are approved and monitored by an IRB.

Insulin

A hormone that is secreted by the pancreas and controls the amount of glucose in the blood. Glucose is the body's main source of energy. Insulin stimulates cells to absorb and use glucose for energy. Without insulin, cells starve for energy and glucose builds up in the blood (hyperglycemia). Insulin also refers to the laboratory-made drug.

Insulin Resistance

The body's decreasing ability to respond to and use the insulin it produces. As a result, excess glucose builds up in the blood (hyperglycemia). Insulin resistance increases the risk of developing prediabetes and type 2 diabetes. Use of certain antiretroviral (ARV) drugs may cause insulin resistance.

Insulin Resistance Syndrome

SEE: Metabolic Syndrome

Insulin Sensitivity

The degree to which the body's cells respond to insulin and take up glucose from the blood.

Integrase (Fig. 43)

An enzyme found in HIV (and other retroviruses). HIV uses integrase to insert (integrate) its viral DNA into the DNA of the host CD4 cell. Integration is a crucial step in the HIV life cycle and is blocked by a class of antiretroviral (ARV) HIV drugs called integrase strand transfer inhibitors (INSTIs).

Integrase Inhibitor

SEE: Integrase Strand Transfer Inhibitor

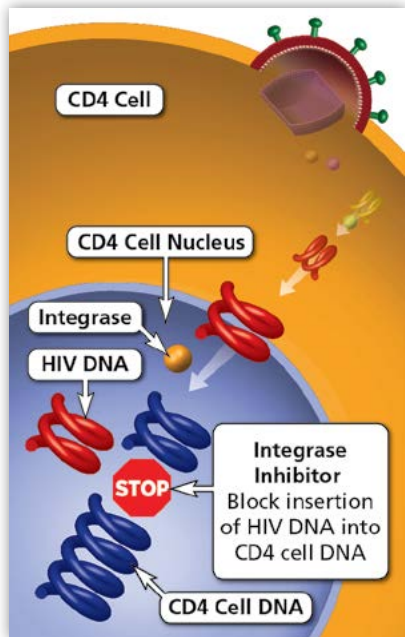


Figure 43

Integrase Strand Transfer Inhibitor (INSTI)

(Fig. 43)

SYNONYM(S): Integrase Inhibitor

Antiretroviral (ARV) HIV drug class. Integrase strand transfer inhibitors (INSTIs) block integrase (an HIV enzyme). HIV uses integrase to insert (integrate) its viral DNA into the DNA of the host CD4 cell. Blocking integrase prevents HIV from replicating.

Integration (Fig. 44)

The fourth of seven steps in the HIV life cycle. Once inside the host CD4 cell nucleus, HIV releases integrase, an HIV enzyme. HIV uses integrase to insert (integrate) its viral DNA into the DNA of the host cell.

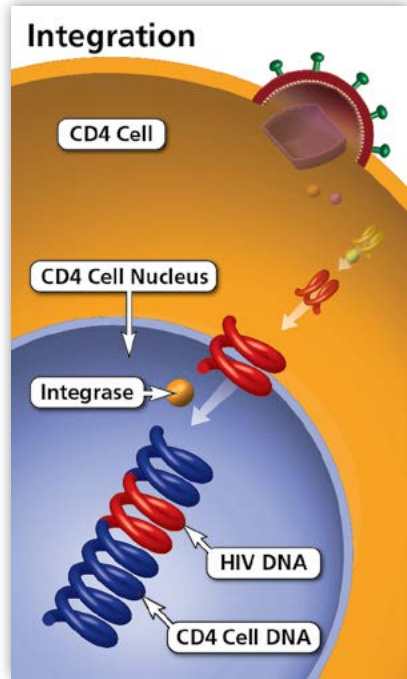


Figure 44

Interferon (IFN)

Cytokines secreted by certain cells in response to an antigen, usually a virus. Interferon signals neighboring cells into action and inhibits the growth of malignant cells. There are three types of interferons: alpha, beta, and gamma. Laboratory-made interferons are used to treat certain cancers and opportunistic infections.

Interleukin-2 (IL-2)

A cytokine that stimulates the growth and replication of immune cells, specifically B lymphocytes (B cells) and T lymphocytes (T cells). Laboratory-made interleukin-2 (IL-2) is used to treat certain cancers.

Interleukin-7 (IL-7)

A cytokine that prompts the immune system to make more B lymphocytes (B cells) and T lymphocytes (T cells). Laboratory-made interleukin-7 (IL-7) coupled with antiretroviral therapy (ART) is being studied as a potential treatment for HIV.

International Maternal Pediatric Adolescent AIDS Clinical Trials (IMPAACT) Group

A global collaboration of institutions, investigators, and other partners that conduct clinical trials on interventions to treat and prevent HIV infection and its consequences in infants, children, adolescents, and pregnant/postpartum women.

International Network for Strategic Initiatives in Global HIV Trials (INSIGHT)

A clinical trials network that conducts studies worldwide in order to define optimal strategies for the management of HIV and other infectious diseases.

Interstitial Nephritis

A kidney disorder in which the spaces between the kidney tubules (tiny urine-collecting tubes) become swollen. Interstitial nephritis can impair kidney function, including a kidney's ability to filter waste and extra fluid from the body.

Intervention

A measure taken to prevent or treat disease or to improve health in other ways. The term is used to describe the process or action that is the focus of a clinical trial. Examples of interventions include vaccines, drugs, medical devices, and palliative care.

Interventional Study

SEE: Clinical Trial

Interventional Trial

A type of clinical trial. In interventional trials, participants are assigned to receive one or more interventions (or a placebo or no intervention) so that researchers can evaluate the effects of the interventions on biomedical or health-related outcomes.

Intra-Abdominal Fat

SEE: Visceral Adipose Tissue

Intracytoplasmic Sperm Injection (ICSI)

A type of *in vitro* (outside the body) fertilization that is used to overcome male infertility. Intracytoplasmic sperm injection (ICSI) involves injecting a single sperm into an egg that has been removed from a woman's ovary. The fertilized egg can then be returned to the woman's uterus. ICSI, which is always combined with sperm washing, can be considered as a reproductive option for an HIV-discordant couple. ICSI is considered when the male partner has HIV and insemination with donor sperm from a man who does not have HIV is not an option.

Intradermal

Within or between the layers of the skin. Some drugs are given as intradermal injections.

Intramuscular (IM)

Situated or occurring inside a muscle. An intramuscular (IM) injection is an injection given directly into a muscle.

Intrapartum (Fig. 45)

The time period spanning childbirth, from the onset of labor through delivery of the placenta. Intrapartum can refer to both the woman and the fetus.

Pregnancy Timeline

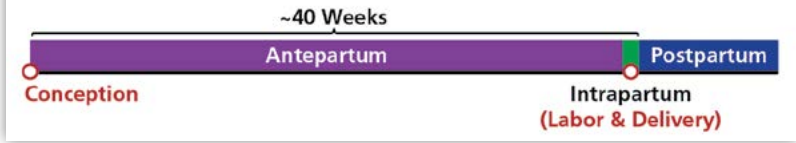


Figure 45

Intrauterine Insemination (IUI)

SYNONYM(S): Artificial Insemination

A medical procedure used to help a woman become pregnant. Intrauterine insemination (IUI) involves placing sperm directly in a woman's uterus after ovulation.

Intravaginal

Within or introduced into the vagina.

Intravenous (IV)

Situated or occurring inside a vein. An intravenous (IV) injection is an injection given directly into a vein.

Intravenous Immunoglobulin (IVIG)

SYNONYM(S): Immune Serum Globulin

A solution of antibodies prepared for injection into a person's vein. Intravenous immunoglobulin (IVIG) is composed of antibodies removed from the blood of healthy donors and then pooled together and purified. IVIG is approved by the Food and Drug Administration (FDA) for use in children with HIV to reduce the risk of serious bacterial infections.

Invasive

Pertaining to an infection or disease that spreads to surrounding tissues or to other parts of the body. Invasive can also refer to a medical procedure that involves entering a part of the body, such as through an incision.

Investigational Drug

SYNONYM(S): Experimental Drug

A drug that is approved by the Food and Drug Administration (FDA) for testing in humans for a specified condition but not approved for commercial marketing and sale.

Investigational New Drug Application (IND)

A drug sponsor's request to the Food and Drug Administration (FDA) for approval to test an investigational drug in humans (Phase 1-4 clinical trials). FDA review of an investigational new drug (IND) application ensures that the drug is safe for testing in humans and that testing will not put study participants at unreasonable risk.

Ischemia

A decrease in blood flow to an organ or tissue of the body, usually due to a blocked artery.

Isosporiasis

SEE: Cystoisosporiasis

A
B
C
D
E
F
G
H
I
J
K
L
M
N
O
P
Q
R
S
T
U
V
W
X
Y

A
B
C
D
E
F
G
H
I
J
K
L
M
N
O
P
Q
R
S
T
U
V
W
X
Y

Jaundice

Yellowing of the skin, whites of the eyes, or mucous membranes. Jaundice is a sign that the blood contains too much bilirubin, a substance produced when the liver breaks down red blood cells. It usually indicates liver dysfunction. Jaundice may be caused by liver diseases, such as hepatitis and cirrhosis; blood diseases; infections; or blocked bile ducts (gallbladder disease). Jaundice may also be caused by certain antiretroviral (ARV) drugs.

Kaposi Sarcoma (KS)

A rare type of cancer characterized by the abnormal growth of cells that line lymph and blood vessels. Kaposi sarcoma (KS) causes red or purple patches of tissue (lesions) to grow under the skin and in the lining of the mouth, nose, and throat. Lesions may also develop in the digestive tract, liver, or lungs. KS generally occurs in people with weakened immune systems. In people with HIV, KS is an AIDS-defining condition.

Kaposi Sarcoma-Associated Herpesvirus (KSHV)

SYNONYM(S): Human Herpesvirus 8

A type of herpesvirus that causes Kaposi sarcoma. Kaposi sarcoma-associated herpesvirus (KSHV) is primarily transmitted through genital fluids and saliva. Most people with KSHV do not develop Kaposi sarcoma. In people with weakened immune systems, including people with HIV, the viral infection is much more likely to advance to Kaposi sarcoma than in people with healthy immune systems.

Karnofsky Performance Status (KPS)

SYNONYM(S): Karnofsky Score

A way to rate a person's ability to perform activities of daily living. The Karnofsky Performance Status is used to evaluate whether a person should receive a therapy, whether a therapy should be adjusted or discontinued, and whether a person may participate in a clinical trial. The scores range from 0 to 100, with a higher score indicating that a person is better able to perform daily activities.

Karnofsky Score

SEE: Karnofsky Performance Status

Kernicterus

SYNONYM(S): Exipient Hyperbilirubinemia

A rare type of brain damage associated with high levels of bilirubin. Kernicterus is usually seen only in infants with untreated jaundice, and it very rarely occurs in adults. Some antiretroviral (ARV) drugs are not approved for use in infants because of the risk of kernicterus.

Kick and Kill Strategy

SEE: Shock and Kill Strategy

Kick-Kill Strategy

SEE: Shock and Kill Strategy

Kidneys

A pair of bean-shaped organs located in the abdomen, near the middle of the back. The kidneys filter the blood to remove waste products and extra water. The wastes and water become urine, which is eliminated from the body. The kidneys also release hormones, which help with regulating blood pressure, stimulating the body to produce red blood cells, and maintaining a normal chemical balance in the body.

Killer T Cell

SEE: CD8 T Lymphocyte

Lactic Acid

Acid formed by the breakdown of glucose when oxygen levels in the body are low. The body uses lactic acid for energy.

Lactic Acidosis

A condition in which lactic acid builds up in the blood. If left untreated, lactic acidosis can be fatal. Symptoms, if any, can include nausea, abdominal pain, muscle ache and weakness, and unintentional weight loss. Lactic acidosis may be caused by advanced HIV infection or antiretroviral (ARV) drugs.

Latency-Reversing Agents

One of the main obstacles to curing HIV infection is that the virus can remain hidden and inactive (latent) inside certain cells of the immune system (such as CD4 cells) for months or even years. While HIV is in this latent state, the immune system cannot recognize the virus, and antiretroviral therapy (ART) has no effect on it. Latency-reversing agents reactivate latent HIV within CD4 cells, allowing ART and the body's immune system to attack the virus. Currently, latency-reversing agents are still under investigation and have not been approved by the Food and Drug Administration (FDA).

Latent HIV Reservoir

SYNONYM(S): Reservoir

Resting CD4 cells (or other cells) that are infected with HIV but not actively producing HIV. Latent HIV reservoirs are established during the earliest stage of HIV infection. Although antiretroviral therapy (ART) can reduce the level of HIV in the blood to an undetectable level, latent reservoirs of HIV continue to survive. When a latently infected cell is reactivated, the cell begins to produce HIV again. Although ART can suppress HIV levels, ART cannot eliminate latent HIV reservoirs. For this reason, ART cannot cure HIV infection.

Latent Tuberculosis Infection (LTBI)

A condition where *Mycobacterium tuberculosis* is present in the body, but the person does not have tuberculosis (TB). Because the bacteria are inactive, the person does not feel sick and does not have any symptoms of TB. A person with latent TB infection cannot spread TB to others. Without treatment, latent TB infection can advance to TB disease, especially in people with weakened immune systems.

Leishmaniasis

A disease caused by the protozoan *Leishmania*, which is usually transmitted by the bites of infected sand flies. There are three major types of leishmaniasis: cutaneous, mucocutaneous, and visceral. Visceral leishmaniasis affects internal organs and is characterized by fever, weight loss, enlargement of the spleen and liver, and a drop in blood cell production with possible anemia. In people with AIDS, visceral leishmaniasis is the most common type, and, if left untreated, it is nearly always fatal.

Lentivirus

A subgroup of retroviruses, which includes HIV.

Lesion

Damage or an abnormal structural change to a tissue, organ, or body part because of injury or disease. Examples of a lesion include a wound or an infected or diseased patch of skin.

Leukocyte

SEE: White Blood Cell

Leukocytosis

An increase in the number of white blood cells. Leukocytosis often occurs during acute infection or inflammation.

Leukopenia

A low or reduced number of white blood cells.

LGBTQ

Acronym for lesbian, gay, bisexual, transgender, and questioning/queer.

Life Cycle (Fig. 46)

SYNONYM(S): Replication Cycle

The series of steps that HIV follows to multiply in the body. The process begins when HIV encounters a CD4 cell. The seven steps in the HIV life cycle are: 1) binding; 2) fusion; 3) reverse transcription; 4) integration; 5) replication; 6) assembly; and 7) budding.

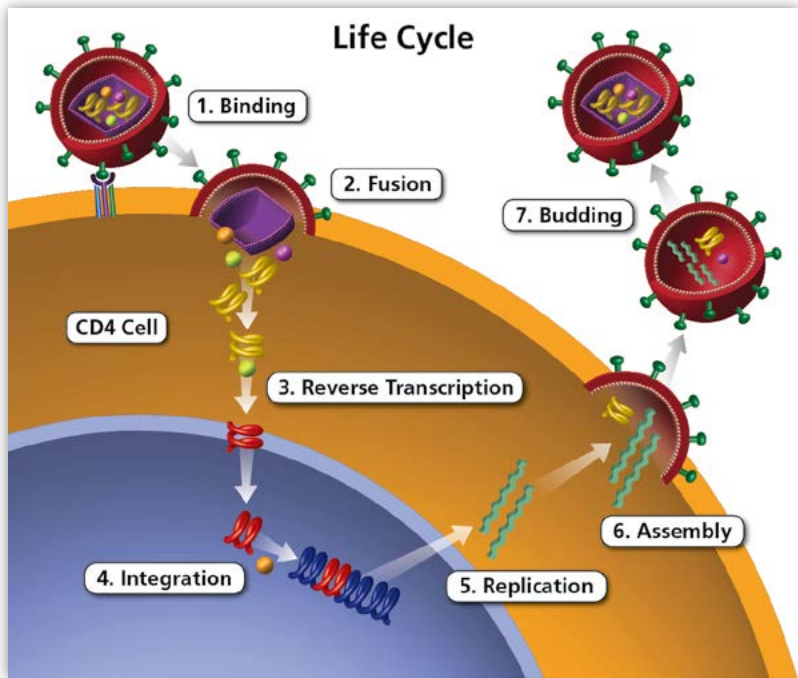


Figure 46

Linear Gingival Erythema (LGE)

SYNONYM(S): HIV Gingivitis, Red-Band Gingivitis

A condition in which the edge of the gums near the teeth become red and inflamed. Linear gingival erythema is common with HIV infection.

Lipid

Fat or fat-like substances found in the blood and body tissues. Lipids serve as building blocks for cells and as a source of energy for the body. Cholesterol and triglycerides are types of lipids.

Lipid Profile

SYNONYM(S): Coronary Risk Profile

A group of blood tests that measure cholesterol and triglyceride levels. Test results are used to determine a person's risk for heart disease or stroke. High lipid levels may be associated with use of some antiretroviral (ARV) drugs.

Lipid-Lowering Agent

SEE: Statin

Lipoatrophy

Loss of fat from specific areas of the body, especially from the face, arms, legs, and buttocks. Lipoatrophy may be linked to HIV infection or certain antiretroviral (ARV) drugs.

Lipodystrophy Syndrome

The changes in body fat (loss and/or gain of body fat) and associated metabolic disturbances seen in some people with HIV. Lipodystrophy syndrome may be linked to HIV infection or certain antiretroviral (ARV) drugs.

Lipohypertrophy

SYNONYM(S): Hyperadiposity

Abnormal accumulation of fat, particularly within the abdominal cavity, the upper back (buffalo hump), and subcutaneous tissue (peripheral lipomatosis). Lipohypertrophy may be linked to HIV infection or certain antiretroviral (ARV) drugs.

Lipoma

Benign (not cancerous) lumps of fat that develop under the skin. Lipomas can develop as a result of lipodystrophy, which may be linked to HIV infection or certain antiretroviral (ARV) drugs.

Live Attenuated

SYNONYM(S): Attenuated

A disease-causing virus or bacterium that is weakened in a laboratory so it cannot cause disease. Live attenuated viruses are often used as vaccines because, although weakened, they can stimulate a strong immune response. However, because of the remote possibility that a live attenuated virus could cause disease, people with HIV should talk to their health care providers before receiving live attenuated vaccines.

Liver

An organ of the digestive system that is located in the upper abdomen on the right side. Major functions of the liver include converting food into energy, producing bile (a liquid that helps with digestion), processing drugs and alcohol, removing toxins from the body, filtering blood, and producing blood cells and blood-clotting components.

Liver Function Test

A group of blood tests used to detect, evaluate, and monitor liver disease or damage. A liver function test measures enzymes, proteins, and other substances that are produced or excreted by the liver, such as alanine aminotransferase (ALT), alkaline phosphatase (ALP), aspartate aminotransferase (AST), gamma-glutamyl transpeptidase (GGT), bilirubin, and albumin.

Localized

Affecting only a specific or limited part of the body rather than the entire body.

Log

SEE: Log10

Log10

SYNONYM(S): Common Logarithm, Log, Logarithm

A mathematical term used to describe changes in viral load (HIV RNA). For example, if the viral load is 20,000 copies/mL, then a 1-log increase equals a 10-fold (10 times) increase, or 200,000 copies/mL. A 2-log increase equals a 100-fold increase, or 2,000,000 copies/mL.

Logarithm

SEE: Log10

Long-Term Nonprogressors (LTNP) (Fig. 47)

A small group of people with HIV who do not take antiretroviral therapy (ART) and still maintain CD4 counts in the normal range indefinitely. The CD4 count is the strongest predictor of HIV progression. A CD4 count less than 200 cells/mm³; indicates that a person has AIDS. In general, the time from infection with HIV to the development of AIDS is approximately 10 to 12 years.

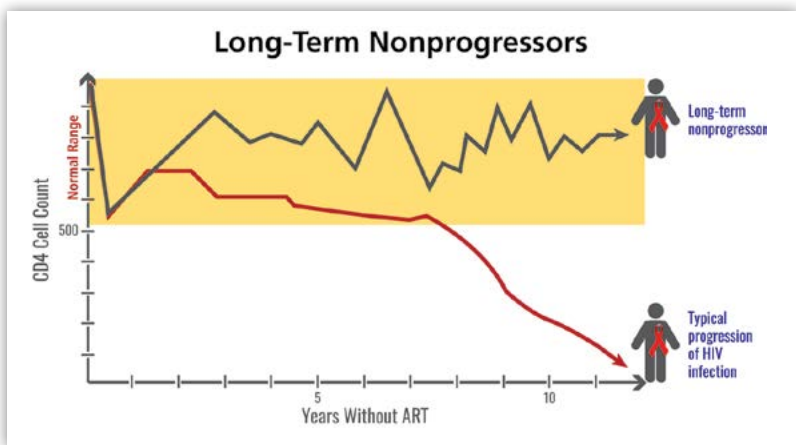


Figure 47

Lumbar Puncture

SEE: Spinal Tap

Lymph

A clear-to-yellowish fluid that circulates throughout the body. In addition to its fluid component, lymph consists of white blood cells (especially lymphocytes) and a small concentration of red blood cells and proteins. As lymph circulates, it picks up unwanted materials, such as bacteria and dead cells, which are then filtered through the lymph nodes. Lymph also supplies mature lymphocytes to the blood.

Lymph Nodes

Very small organs of the lymphatic system. Lymph nodes are located in many areas of the body, mainly in the neck, under the arms, and in the groin. Lymph nodes play a crucial role in the immune system. When lymph is filtered through the lymph nodes, foreign substances are trapped and destroyed by the lymphocytes that line the walls of the lymph nodes.

Lymphadenopathy

Abnormal enlargement of lymph nodes, usually associated with an infection or disease. Lymphadenopathy may also occur as part of a hypersensitivity reaction to certain antiretroviral (ARV) drugs.

Lymphatic System

A network of organs, nodes, ducts, and vessels that produce and transport lymph from the body's tissues to the bloodstream. The lymphatic system helps to maintain fluid balance in the tissues and blood; to supply nutrients, oxygen, and hormones to cells; to transport fats, proteins, and white blood cells to the blood; and to fight infections and filter out foreign organisms and waste products.

Lymphocyte

A type of white blood cell. Most lymphocytes can be classified as T lymphocytes (T cells), B lymphocytes (B cells), or natural killer cells. Lymphocytes are found in the blood, lymph, and lymphoid tissue and help the body fight infection.

Lymphocyte Proliferation Assay

A laboratory test that measures the ability of lymphocytes to replicate (proliferate) when exposed to an antigen.

Lymphocytic Interstitial Pneumonitis

SEE: Lymphoid Interstitial Pneumonitis

Lymphogranuloma Venereum (LGV)

A chronic infection of the lymphatic system caused by three strains of the bacterium *Chlamydia trachomatis*. Lymphogranuloma venereum (LGV) is a sexually transmitted disease. Symptoms include genital or rectal ulcers. LGV may increase the risk for sexual transmission of HIV.

Lymphoid Interstitial Pneumonia

SEE: Lymphoid Interstitial Pneumonitis

Lymphoid Interstitial Pneumonitis (LIP)

SYNONYM(S): Lymphocytic Interstitial Pneumonitis, Lymphoid Interstitial Pneumonia

Inflammation and possible scarring of the tissue that surrounds the air sacs of the lungs (lung interstitium). Symptoms of lymphoid interstitial pneumonitis (LIP) include fever, cough, and difficulty breathing (dyspnea). LIP is associated with autoimmune diseases, lymphoproliferative disorders, and certain viral infections, such as HIV or Epstein-Barr virus. LIP is an AIDS-defining condition in children with HIV who are less than 13 years old.

Lymphoma

A type of cancer that starts in the tissues of the lymphatic system, including the lymph nodes, spleen, and bone marrow. In people who have HIV, certain lymphomas, such as Burkitt lymphoma, are AIDS-defining conditions.

Lymphopenia

Lower-than-normal number of lymphocytes (a type of white blood cell) in the blood.

Lymphoproliferative Response

An immune system response that stimulates lymphocytes (a type of white blood cell) to multiply rapidly.

Lysis

The breakdown or destruction of cells. Lysis may be caused by chemical or physical damage, such as by drugs or injury, or infection.

Macrophage

SYNONYM(S): Histiocyte

A type of white blood cell that fights infection by ingesting foreign substances, such as microorganisms and dead cells. Macrophages also act as antigen-presenting cells to stimulate other immune cells to fight infection.

Macrophage-Tropic Virus

SEE: R5-Tropic Virus

Magnetic Resonance Imaging (MRI)

SYNONYM(S): Nuclear Magnetic Resonance (NMR)

A noninvasive procedure that uses magnetic fields and radio waves to produce three-dimensional computerized images of areas inside the body.

Maintenance Therapy

SYNONYM(S): Chronic Maintenance Therapy, Secondary Prophylaxis

Ongoing use of or addition of a drug(s) or other treatment to help a primary treatment succeed or to prevent a reoccurrence of a prior, successfully controlled disease or infection. For example, lifelong maintenance therapy with antiretroviral drugs (ARVs) can prevent HIV infection from advancing to AIDS.

Malabsorption Syndrome

A group of symptoms that occur when the small intestine cannot absorb nutrients properly. Symptoms include abdominal pain, bloating, gas, and diarrhea. Malabsorption syndrome may be caused by certain diseases, infections, or drugs.

Malaise

A general feeling of discomfort, illness, or lack of well-being.

Malaria

A potentially life-threatening disease caused by four strains of protozoa called *Plasmodium*. Malaria is typically spread by the bite of a mosquito infected with the protozoa. Malaria is endemic in parts of Asia, Africa, Central and South America, Oceania, and certain Caribbean islands. Symptoms of malaria can include extreme exhaustion, chills, profuse sweating, fever, vomiting, diarrhea, other flu-like symptoms, and jaundice. Both malaria and HIV cause substantial morbidity and mortality worldwide, particularly in sub-Saharan Africa. Research has shown important interactions between the two diseases.

Male Circumcision

Surgical removal of the foreskin of the penis. Male circumcision is performed for potential health benefits and for cultural or religious reasons. Possible health benefits of male circumcision include a lower risk of urinary tract infections, penile cancer, and sexually transmitted diseases. Circumcised men are less likely than uncircumcised men to get HIV from female partners, but circumcision doesn't decrease their risk as much as other prevention options.

Malignant

Threatening to health or life, such as a malignant disease. Malignant may also refer to the uncontrolled, invasive growth of cells, such as in a malignant tumor.

Mantoux Tuberculin Skin Test

SEE: Tuberculin Skin Test

Mast Cell

SYNONYM(S): Mastocyte

A type of white blood cell found in almost all tissues, particularly in the skin. Mast cells help the body fight infection by triggering an inflammatory response to an antigen.

Mastocyte

SEE: Mast Cell

Maternal-Child Transmission

SEE: Perinatal Transmission

Medication Event Monitoring System (MEMS)

A device used to monitor medication adherence. The medication event monitoring system (MEMS) is a cap that fits on standard medicine bottles and records the time and date each time the bottle is opened and closed.

MEDLINE

A federal database that contains journal citations and abstracts for biomedical literature from around the world. Most of the publications are scholarly journals. Some of the listings include a link to the free full text of the article. MEDLINE is a service of the U.S. National Library of Medicine.

MedlinePlus

A health website produced by the U.S. National Library of Medicine. The website offers patients and their families and friends reliable, up-to-date information about diseases, conditions, and wellness issues. The information is written in easy-to-understand language and includes videos and illustrations.

Memory Cell

SEE: Memory Lymphocyte

Memory Lymphocyte

SYNONYM(S): Memory Cell

A type of lymphocyte. Memory lymphocytes can recognize an antigen introduced into the body during a prior infection or vaccination. Memory lymphocytes mount a rapid and strong immune response when exposed to an antigen for a second time. Both T lymphocytes (T cells) and B lymphocytes (B cells) can become memory cells.

A
B
C
D
E
F
G
H
I
J
K
L
M
N
O
P
Q
R
S
T
U
V
W
X
Y

Meningitis

Inflammation of the meninges, which are three layers of tissue that cover and protect the brain and spinal cord. Meningitis may be caused by a bacterial, fungal, or viral infection; drug allergies; cancer; or other diseases. Symptoms may include fever, headache, vomiting, malaise, and stiff neck. If left untreated, meningitis can lead to convulsions, coma, and death.

Messenger RNA (mRNA)

A type of RNA that carries the genetic information needed to make a protein.

Metabolic

Pertaining to metabolism.

Metabolic Syndrome

SYNONYM(S): Insulin Resistance Syndrome, Metabolic Syndrome X, Syndrome X

A combination of risk factors that increase the risk for heart disease, diabetes, and stroke. To be diagnosed with metabolic syndrome, a person must have at least three of the following metabolic risk factors: high blood pressure, abdominal obesity, high triglyceride levels, low levels of high-density lipoprotein (HDL) cholesterol, or high fasting blood sugar levels. Use of some antiretroviral (ARV) drugs may cause or worsen risk factors associated with metabolic syndrome.

Metabolic Syndrome X

SEE: Metabolic Syndrome

Metabolism

All of the physical and chemical processes that produce or use energy within the body. Drug metabolism refers to the breakdown of drugs in the body.

Microbe

SEE: Microorganism

Microbicide

A drug, chemical, or other substance used to kill microorganisms. The term is used specifically for substances that prevent or reduce the transmission of sexually transmitted diseases, such as HIV.

Microbicide Trials Network (MTN)

A federally funded HIV/AIDS clinical trials network. Many Microbicide Trials Network (MTN) trials focus on evaluating microbicides and other promising HIV prevention approaches.

Microorganism

SYNONYM(S): Microbe

An organism that can be seen only through a microscope. Microorganisms include bacteria, protozoans, and fungi. Although viruses are not considered living organisms, they are sometimes classified as microorganisms.

Microsporidiosis

An infection caused by several species of the protozoan parasite microsporidia. Microsporidia usually infect the gastrointestinal tract but may also infect other parts of the body, such as the eyes, respiratory tract, or brain. The most common symptoms are chronic diarrhea and wasting, but symptoms vary greatly depending on the site of infection. Microsporidiosis occurs primarily in people with weakened immune systems, especially people with HIV or people who have undergone organ transplants.

Mitochondria

A small structure within cells that produces energy through a process called cellular respiration.

Mitochondrial Toxicity

Damage to mitochondria. Mitochondrial toxicity may affect different parts of the body, including the heart, nerves, muscles, pancreas, kidneys, and liver. Conditions resulting from mitochondrial toxicity can include muscle weakness, inflammation of the pancreas (pancreatitis), high levels of lactic acid in the blood (lactic acidosis), changes in distribution and amount of body fat (lipodystrophy), and fatty liver (hepatic steatosis). Use of certain antiretroviral (ARV) drugs may cause mitochondrial toxicity.

Mixed-Status Couple

SEE: Discordant Couple

Mixed-Tropic HIV

A strain of HIV that includes both CCR5-tropic and CXCR4-tropic virus. To enter a host CD4 cell, HIV must first attach to a CD4 receptor, then attach to either a CCR5 or CXCR4 coreceptor, and finally fuse its membrane with the CD4 cell membrane.

Modified Directly Observed Therapy (m-DOT)

A variation of directly observed therapy (DOT). Modified-DOT (m-DOT) is when a health care professional watches a person take some, but not all, medication doses.

Molluscum Contagiosum

A common, usually mild skin disease caused by the molluscum contagiosum virus. The disease causes small bumps that can appear anywhere on the body. Molluscum contagiosum can spread from one part of the body to another or from one person to another (including via sexual contact). In people with weakened immune systems, such as people with HIV, the bumps of molluscum contagiosum may grow very large, spread rapidly, and be harder to treat.

Monoinfection

When a person has only one infection.

Mononeuropathy

Neuropathy that damages only one nerve, resulting in symptoms that are linked specifically to the affected nerve.

Monotherapy

Using only one drug to treat an infection or disease. Monotherapy for the treatment of HIV is not recommended outside of a clinical trial. The optimal regimen for initial treatment of HIV includes three antiretroviral (ARV) drugs from at least two different HIV drug classes.

Morbidity

Disease state or symptom. Morbidity rate is a measure of the frequency of occurrence of disease among a defined population during a specified time period.

Mortality

The state of being mortal (subject to death). Mortality rate is a measure of the frequency of occurrence of death among a defined population during a specified time period.

Mother-to-Child Transmission (MTCT)

SEE: Perinatal Transmission

MSM

Acronym for men who have sex with men.

MSMW

Acronym for men who have sex with men and women.

M-Tropic Virus

SEE: R5-Tropic Virus

Mucocutaneous

Pertaining to the mucous membranes and skin. Mucocutaneous areas of the body include the mouth, eyes, vagina, and anus.

Multicenter AIDS Cohort Study (MACS)

Started in 1984, the study involves collection of biological specimens and medical and behavioral data on MSM (men who have sex with men) in order to study the natural and treated history of HIV. The Multicenter AIDS Cohort Study (MACS) has significantly contributed to the understanding of HIV, AIDS, and the effects of antiretroviral therapy (ART).

Multidrug-Resistant Tuberculosis (MDR-TB)

A form of tuberculosis (TB) that is resistant to at least the two most effective TB drugs (isoniazid and rifampin). People who have multidrug-resistant TB (MDR-TB) are at high risk for treatment failure. They are also at risk for further drug resistance, which can lead to a life-threatening disease—extensively drug-resistant tuberculosis (XDR-TB).

Multivalent Vaccine

SEE: Polyvalent Vaccine

Mutagenic

Causing a mutation, which is a permanent change in the genetic material of a cell or microorganism. A mutation may alter a trait or characteristic of a person or may cause disease. Mutations can be inherited or can occur spontaneously. Before being approved, drugs—including antiretroviral (ARV) drugs—are tested to assess their potential for mutagenic effects.

Mutation

A permanent change in the genetic material of a cell or microorganism. Some mutations can be transmitted when the cell or microorganism replicates. Some HIV mutations cause the virus to become resistant to certain antiretroviral (ARV) drugs.

Myalgia

SYNONYM(S): Myodynia, Myoneuroalgia

Muscle pain.

Mycobacterium Avium Complex (MAC) Infection

An infection caused by a group of bacteria called *Mycobacterium avium* complex (MAC). MAC includes *Mycobacterium avium*, *Mycobacterium intracellulare*, and other similar mycobacteria species. MAC bacteria can be found in drinking water, dirt, and household dust. MAC infection usually starts in the lungs and intestines, but can spread throughout the body (disseminated). Symptoms of disseminated MAC infection include fever, night sweats, weight loss, abdominal pain, fatigue, and diarrhea. Most people with healthy immune systems are not affected by the bacteria. In people with HIV, MAC infection that is outside of the lungs (extrapulmonary) or that has disseminated is an AIDS-defining condition.

Mycobacterium Kansaii Infection

An infection caused by the bacteria *Mycobacterium kansasii*. The bacteria can be found in water, dirt, and food. *Mycobacterium kansasii* usually infects the lungs, but can also infect other organs (disseminated). Most people with healthy immune systems are not affected by the bacteria. In people with HIV, *Mycobacterium kansasii* infection that is outside of the lungs (extrapulmonary) or that has disseminated is an AIDS-defining condition.

Mycobacterium Tuberculosis

The bacterium that causes tuberculosis (TB). *Mycobacterium tuberculosis* usually infects the lungs, but it can also infect other parts of the body, such as the kidneys, spine, and brain. *Mycobacterium tuberculosis* is spread when a person with active TB (called TB disease) coughs, sneezes, speaks, or sings, and then a person nearby breathes in the bacteria.

Mycosis

An infection with or disease caused by a fungus.

Myelin

A whitish, fatty substance that forms an insulating layer around nerves. Myelin helps nerve signals transmit quickly and efficiently along nerve cells.

A
B
C
D
E
F
G
H
I
J
K
L
M
N
O
P
Q
R
S
T
U
V
W
X
Y

Myelosuppression

SYNONYM(S): Bone Marrow Suppression

Impaired bone marrow function. Myelosuppression reduces bone marrow production of red blood cells, white blood cells, and platelets.

Myocardial Infarction

A heart attack. Heart attacks occur when blood flow to the heart is reduced or interrupted, causing damage or death to the heart muscle (myocardium). Use of some antiretroviral (ARV) drugs may increase the risk for a myocardial infarction.

Myodynia

SEE: Myalgia

Myoneuroalgia

SEE: Myalgia

Myopathy

A disease of muscle tissue. Use of certain antiretroviral (ARV) drugs may cause myopathy.

Nadir

The lowest point. For example, a person's nadir CD4 count is the person's lowest CD4 count.

National Cancer Institute (NCI)

The lead federal agency responsible for cancer-related research and training to improve cancer prevention, detection, diagnosis, and survivorship. This role includes support for National Cancer Institute (NCI)-Designated Cancer Centers and for clinical trials studying new and more effective ways to detect and treat cancer. NCI also manages a broad range of information dissemination activities.

National Center for Complementary and Integrative Health (NCCIH)

The primary federal agency for scientific research on the diverse medical and health care systems, practices, and products that are not generally considered part of conventional (Western) medicine.

National Institute of Allergy and Infectious Diseases (NIAID)

A federal agency that conducts and supports basic and applied research to better understand, treat, and ultimately prevent infectious, immunologic, and allergic diseases. The Institute's areas of study include HIV/AIDS; other infectious diseases, such as influenza and tuberculosis (TB); and allergy, immunology, and transplantation.

National Institutes of Health (NIH)

A federal agency that is the largest biomedical research agency in the world. The National Institutes of Health (NIH) is made up of several Institutes and Centers, each with a specific research focus, such as a particular disease or body system.

A
B
C
D
E
F
G
H
I
J
K
L
M
N
O
P
Q
R
S
T
U
V
W
X
Y

National Library of Medicine (NLM)

A federal institute that serves as the world's largest medical library and is the creator of PubMed, MEDLINE, and MedlinePlus. The National Library of Medicine (NLM) collects materials in all areas of biomedicine and health care. NLM makes its resources available around the world, primarily through its electronic information services.

National Prevention Information Network

SEE: Centers for Disease Control and Prevention-National Prevention Information Network

Natural History Study

A type of medical research study. In natural history studies, researchers examine how a disease or medical condition develops over time. Researchers follow participants who are at risk for or have a specific disease or condition to determine how specific factors, such as family history, age, and occupational exposure, affect the development or progression of the disease or condition. Data collected during a natural history study also provide information on how best to treat a condition or disease.

Natural Killer (NK) Cell

A type of lymphocyte. Natural killer (NK) cells contain enzymes that can kill other cells, especially tumor cells and cells infected by viruses.

Navigator

A trained professional who helps people and their families access and understand medical and social services. Navigators can include social workers, case managers, community health workers, or patient navigators.

Negative Test Result

SEE: Nonreactive Test Result

Nemaline Rod Myopathy (NM)

SYNONYM(S): HIV-Associated Adult-Onset Nemaline Myopathy, Rod Body Disease

A rare neuromuscular disorder characterized by the presence of rod-like structures (nemaline bodies) in the muscle fibers and by muscle weakness. Muscle weakness can occur throughout the body, but is typically most severe in the neck, face, and limbs. Nemaline rod myopathy (NM) in its most severe form can be life-threatening. NM can occur as a complication of HIV infection.

Neonatal

Pertaining to an infant during the first 28 days after birth.

Neoplasm

New abnormal growth of tissue. Neoplasms may be benign (not cancerous) or malignant (cancerous). Neoplasms are commonly called tumors.

Nephritis

Inflammation of the kidney.

Nephrolithiasis

Calculi (stones) in the kidney. Use of some antiretroviral (ARV) drugs may cause nephrolithiasis.

Nephrotoxic

Toxic or destructive to the kidneys. Certain antiretroviral (ARV) drugs can have nephrotoxic effects.

Neuralgia

Sharp, shooting pain along a nerve or group of nerves.

NeuroAIDS

A group of neurological disorders caused primarily by HIV damage to the central and peripheral nervous systems. Examples of neuroAIDS disorders include vacuolar myelopathy, sensory neuropathy, and AIDS dementia.

Neuropathy

Damage or degeneration of the nerves, especially the peripheral nerves. Symptoms of neuropathy depend on which nerves are affected and can include pain, tingling, numbness, or weakness. HIV-related neuropathy may be due to HIV infection or use of certain antiretroviral (ARV) drugs.

Neutropenia

Lower-than-normal number of neutrophils (a type of white blood cell) in the blood. Moderate to severe neutropenia can increase the risk of bacterial and fungal infections. Neutropenia may occur as a result of HIV infection or use of some antiretroviral (ARV) drugs.

Neutrophil

A type of white blood cell that fights infection by engulfing and killing foreign substances, such as bacteria.

New Drug Application (NDA)

A drug sponsor's request to the Food and Drug Administration (FDA) for approval to sell and market a new drug in the United States. A new drug application (NDA) includes enough information for the FDA to determine whether the new drug is safe and effective; whether the drug's benefits outweigh its risks; whether the proposed drug label (package insert) is appropriate; and whether the drug manufacturing standards are adequate. Information included in a NDA is based on laboratory and animal preclinical studies and testing in humans (Phase 1-4 clinical trials).

NNRTI-Sparing Regimen

Combination antiretroviral therapy (ART) that does not include antiretroviral (ARV) drugs from the non-nucleoside reverse transcriptase inhibitor (NNRTI) drug class. NNRTIs may be excluded from an HIV treatment regimen to avoid certain side effects associated with this drug class, or to prevent the development of drug resistance to NNRTIs so that a person with HIV can still use these drugs in future treatment regimens.

Non-Hodgkin Lymphoma (NHL)

A large group of lymphomas (cancers of the lymphatic system). The many types of non-Hodgkin lymphoma (NHL) are classified according to how fast the cancer spreads. Although the symptoms of NHLs vary, they often include swollen lymph nodes, fever, and weight loss. Certain types of NHLs, such as Burkitt lymphoma and immunoblastic lymphoma, are AIDS-defining cancers in people with HIV.

Non-Inferiority Trial

A clinical trial designed to show that a new drug (or other intervention) is at least as effective as the drug to which it is compared.

Non-Nucleoside Analogue Reverse Transcriptase Inhibitor

SEE: Non-Nucleoside Reverse Transcriptase Inhibitor

Non-Nucleoside Reverse Transcriptase Inhibitor (NNRTI) (Fig. 48)

SYNONYM(S): Non-Nucleoside Analogue Reverse Transcriptase Inhibitor

Antiretroviral (ARV) HIV drug class. Non-nucleoside reverse transcriptase inhibitors (NNRTIs) bind to and block HIV reverse transcriptase (an HIV enzyme). HIV uses reverse transcriptase to convert its RNA into DNA (reverse transcription). Blocking reverse transcriptase and reverse transcription prevents HIV from replicating.

Non-Occupational Post-Exposure Prophylaxis (nPEP)

Short-term treatment started as soon as possible after high-risk non-occupational exposure to an infectious agent, such as HIV, hepatitis B virus (HBV), or hepatitis C virus (HCV). Non-occupational exposure refers to exposure to an infectious agent that occurs outside of one's work, for example during sex or when people share needles to inject drugs. The purpose of non-occupational post-exposure prophylaxis (nPEP) is to reduce the risk of infection.

Nonreactive Test Result

SYNONYM(S): Negative Test Result

A nonreactive test result indicates that signs of the condition being tested for are not present.

Non-Steroidal Anti-Inflammatory Drug (NSAID)

A drug used to control pain and inflammation. Common non-steroidal anti-inflammatory drugs (NSAIDs) include aspirin and ibuprofen.

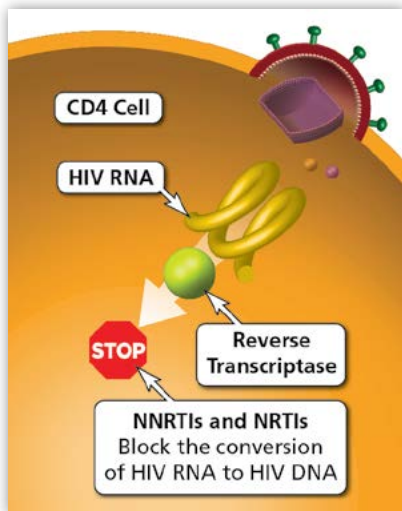


Figure 48

NRTI-Sparing Regimen

Combination antiretroviral therapy (ART) that does not include antiretroviral (ARV) drugs from the nucleoside reverse transcriptase inhibitor (NRTI) drug class. NRTIs may be excluded from an HIV treatment regimen to avoid certain side effects associated with this drug class, or to prevent the development of drug resistance to NRTIs so that a person with HIV can still use these drugs in future treatment regimens.

Nuclear Magnetic Resonance (NMR)

SEE: Magnetic Resonance Imaging

Nucleic Acid

A family of molecules found in all living cells and viruses. Nucleic acids, which include DNA and RNA, control cellular function and heredity.

Nucleic Acid Amplification Test

SEE: Nucleic Acid Test

Nucleic Acid Test (NAT)

SYNONYM(S): Nucleic Acid Amplification Test

Any one of various laboratory tests used to detect the genetic material of a microorganism, such as HIV, in the blood. The viral load (HIV RNA) test is a type of nucleic acid test (NAT).

Nucleoside

Precursor to a nucleotide. The body converts nucleosides into nucleotides, which are then used to make nucleic acids.

Nucleoside Analogue Reverse Transcriptase Inhibitor

SEE: Nucleoside Reverse Transcriptase Inhibitor

Nucleoside Reverse Transcriptase Inhibitor (NRTI)

(Fig. 48)

SYNONYM(S): Nucleoside Analogue Reverse Transcriptase Inhibitor

Antiretroviral (ARV) HIV drug class. Nucleoside reverse transcriptase inhibitors (NRTIs) block reverse transcriptase (an HIV enzyme). HIV uses reverse transcriptase to convert its RNA into DNA (reverse transcription). Blocking reverse transcriptase and reverse transcription prevents HIV from replicating.

Nucleotide

A building block of nucleic acids. DNA and RNA are nucleic acids.

Nucleotide Analogue Reverse Transcriptase Inhibitor

SEE: Nucleotide Reverse Transcriptase Inhibitor

Nucleotide Reverse Transcriptase Inhibitor (NtRTI)

SYNONYM(S): Nucleotide Analogue Reverse Transcriptase Inhibitor

A type of antiretroviral (ARV) HIV drug. Nucleotide reverse transcriptase inhibitors (NtRTIs) interfere with the HIV life cycle in the same way as NRTIs. Both block reverse transcription. NtRTIs are included in the NRTI drug class.

A
B
C
D
E
F
G
H
I
J
K
L
M
N
O
P
Q
R
S
T
U
V
W
X
Y

Nucleus

A membrane-bound structure containing a cell's chromosomes. All eukaryotes (all organisms except bacteria and viruses) have a nucleus.

Observational Trial

A type of clinical trial. In observational trials, researchers do not assign participants to a treatment or other intervention. Instead, the researchers observe participants or measure certain outcomes to determine health outcomes.

Occupational Exposure

Contact with a potentially harmful physical, chemical, or biological agent as a result of one's work. For example, a health care professional may be exposed to HIV or another infectious agent through a needlestick injury.

Occupational Post-Exposure Prophylaxis (oPEP)

Short-term treatment started as soon as possible after high-risk occupational exposure to an infectious agent, such as HIV, hepatitis B virus (HBV), or hepatitis C virus (HCV). An example of a high-risk occupational exposure is exposure to an infectious agent as the result of a needlestick injury in a health care setting. The purpose of occupational post-exposure prophylaxis (oPEP) is to reduce the risk of infection.

Office of AIDS Research (OAR)

The office of the National Institutes of Health (NIH) that coordinates the scientific, budgetary, legislative, and policy elements of the NIH HIV/AIDS research program.

Office of Minority Health (OMH)

A federal office whose primary responsibility is to improve the health of racial and ethnic minority populations, including African Americans, Hispanic Americans, American Indians, Alaskan Natives, and Pacific Islanders. The Office of Minority Health (OMH) develops or advances policies, programs, and practices that address health, social, economic, environmental, and other factors that impact the health of minority populations, including those specifically affected by HIV/AIDS.

Off-Label Use

The legal, prescribed use of a drug in a manner different from that described on the Food and Drug Administration (FDA)-approved drug label. Off-label use can include using a drug for a different disease or medical condition or giving a drug at a different dose or via a different route of administration than approved by FDA.

On-Label Use

Using a drug in the way described on the Food and Drug Administration (FDA)-approved drug label. Approved drug labels include information on the specific diseases and conditions that a drug is approved to treat or prevent and how to use the drug to treat or prevent those specific diseases and conditions.

Open-Label Trial

A type of clinical trial. In open-label trials, both the researchers and participants know which drug (or other intervention) is being given to participants.

Opportunistic Infection (OI)

An infection that occurs more frequently or is more severe in people with weakened immune systems, such as people with HIV or people receiving chemotherapy, than in people with healthy immune systems.

Optimized Background Therapy (OBT)

When a new drug is added to a failing HIV regimen, the other drugs in the regimen (the “background therapy”) may also be changed. Any changes are based on a person’s resistance test results and treatment history. Optimized background therapy gives a new HIV regimen (or an experimental HIV drug being studied in a clinical trial) the best chance of succeeding.

Oral Hairy Leukoplakia (OHL)

A disease of the mucous membranes that occurs mostly in people with HIV. Oral hairy leukoplakia (OHL) is characterized by white or gray lesions that usually develop on the tongue or the inside of the cheek. The lesions have a ribbed, fuzzy appearance. OHL is caused by the Epstein-Barr virus (EBV), a type of herpesvirus.

Osteonecrosis

Death of bone tissue.

Osteopenia

Lower-than-normal bone mass and bone mineral density. Osteopenia often precedes more severe bone loss (osteoporosis). Osteopenia may be caused by the use of certain antiretroviral (ARV) drugs.

Osteoporosis

Progressive loss of bone mass and bone mineral density, resulting in an increased risk of fractures.

Outcome Measure

SEE: Clinical Endpoint

p24

A major protein contained in HIV's viral core.

Package Insert

SYNONYM(S): Drug Label, Prescribing Information, Prescription Drug Labeling, Product Label

Drug prescribing information prepared by the drug manufacturer and approved by the Food and Drug Administration (FDA). The package insert includes details and directions that health care providers need to prescribe a drug properly, including approved uses for the drug, contraindications, potential adverse reactions, available formulations and dosage, and how to administer the drug. The package insert is included with drug packaging and is used to develop any promotional or labeling materials.

Palliative Care

SYNONYM(S): Comfort Care, Supportive Care, Symptom Management

Care to alleviate the physical and psychological symptoms of disease or the undesirable effects of treatment. The goal of palliative care is not to cure disease but to make the person more comfortable and improve the person's quality of life. Palliative care may be given at any stage of a disease.

Pancreas

A gland located behind the stomach. The pancreas secretes enzymes that aid in digestion and produces several hormones, including insulin and glucagon, which regulate blood sugar levels.

Pancreatitis

Inflammation of the pancreas. Symptoms of acute and chronic pancreatitis are similar and can include pain, nausea and vomiting, and a swollen abdomen. Gallstones are the most common cause of acute pancreatitis. Chronic, heavy alcohol use is a common cause of both acute and chronic pancreatitis. Pancreatitis may also be caused by use of certain antiretroviral (ARV) drugs or an opportunistic infection.

Pancytopenia

Lower-than-normal levels of blood cells (red blood cells and white blood cells) and platelets.

Pandemic

An epidemic of disease, or other health condition, that occurs over a widespread area (multiple countries or continents) and usually affects a sizeable part of the population.

Pap Smear

SYNONYM(S): Pap Test, Papanicolaou Test

A procedure in which cells and secretions are collected from inside and around the cervix for examination under a microscope. Pap smear also refers to the laboratory test used to detect potentially precancerous or cancerous cells in the cervical cells obtained from a Pap smear. A Pap smear may also help find other conditions, such as infections or inflammation.

Pap Test

SEE: Pap Smear

Papanicolaou Test

SEE: Pap Smear

Papilloma

A benign (not cancerous) growth, such as a wart, on the skin or mucous membrane.

Parasite

Any organism that lives on or in another living organism (the host) and gets its food from or at the expense of the host. Many parasites cause disease in humans. People with weakened immune systems, including people with HIV, are at a higher risk for parasitic infections than people with healthy immune systems.

Parenteral

When a substance, such as a drug or solution, is introduced into the body through a route other than the gastrointestinal (GI) tract. (The GI tract extends from the mouth to the anus.) For example, a parenteral drug may be given through the veins (intravenous), into the muscles (intramuscular), or through the skin (subcutaneous). Parenteral nutrition refers to feeding a person intravenously.

Paresthesia

Abnormal touch sensations, such as burning, prickling, or tingling, that occur spontaneously. Paresthesia usually occurs in the hands, arms, legs, or feet, but it can occur in other parts of the body, too. Chronic paresthesia may be due to underlying neurological disease, traumatic nerve damage, or peripheral neuropathy. Paresthesia may also be caused by use of certain antiretroviral (ARV) drugs.

Passive Immunity (Fig. 49)

Immunity that develops after a person receives immune system components, most commonly antibodies, from another person. Passive immunity can occur naturally, such as when an infant receives a mother's antibodies through the placenta or breast milk, or artificially, such as when a person receives antibodies in the form of an injection (gamma globulin injection). Passive immunity provides immediate protection against an antigen, but does not provide long-lasting protection.

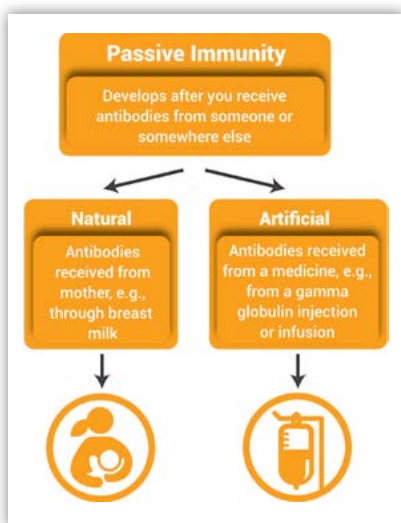


Figure 49

Passive Immunotherapy

A type of immunotherapy in which donated or laboratory-made immune system components or cellular proteins are given to a person to help the person fight an infection or disease. Passive immunotherapy using antibodies is often used in cancer treatment.

Pathogen

Any disease-causing microorganism, such as a bacterium or virus.

Pathogenesis

The origin and development of a disease. Pathogenesis includes the specific processes that occur during the development of a disease.

PCP

SEE: *Pneumocystis Jirovecii* Pneumonia

Peak Concentration

SEE: C_{\max}

Pediatric AIDS Clinical Trials Group (PACTG)

A large clinical trials network that evaluates treatments for children and adolescents with HIV and that develops new therapeutic approaches for preventing mother-to-child transmission of HIV. Originally an independent network, Pediatric AIDS Clinical Trials Group (PACTG) investigators are now merged with the International Maternal Pediatric Adolescent AIDS Clinical Trials (IMPAACT) Group.

Pediatric AIDS Clinical Trials Group 076 (PACTG 076)

A federally funded study that determined that the risk of mother-to-child transmission (MTCT) of HIV could be reduced by nearly 70% if the antiretroviral (ARV) drug zidovudine was given to a woman during pregnancy and labor and delivery and to the newborn. The Pediatric AIDS Clinical Trials Group 076 (PACTG 076) study contributed greatly to preventing MTCT of HIV.

Pelvic Inflammatory Disease (PID)

Infection and inflammation of the female upper genital tract, including the uterus and fallopian tubes. Pelvic inflammatory disease (PID) is usually due to bacterial infection, including some sexually transmitted diseases, such as chlamydia and gonorrhea. Symptoms, if any, include pain in the lower abdomen, fever, smelly vaginal discharge, irregular bleeding, or pain during intercourse. PID can lead to serious complications, including infertility, ectopic pregnancy (a pregnancy in the fallopian tube or elsewhere outside of the womb), and chronic pelvic pain.

Penicilliosis

SEE: *Talaromyces Marneffe* Infection

***Penicillium Marneffe* Infection**

SEE: *Talaromyces Marneffe* Infection

People Living with AIDS

SEE: People Living with HIV/AIDS

People Living with HIV

SEE: People Living with HIV/AIDS

People Living with HIV/AIDS (PLWHA)

SYNONYM(S): People Living with AIDS, People Living with HIV

Infants, children, adolescents, and adults who have HIV/AIDS.

Peptide

Amino acids that are chemically linked to one another. Proteins are made of peptides.

Perianal

Pertaining to the area around the anus.

Perinatal

The time period that extends from approximately 22 weeks into pregnancy up to about 4 weeks after birth. Perinatal transmission of HIV refers to the passage of HIV from a mother to her child during pregnancy, labor and delivery, or breastfeeding (through breast milk).

Perinatal Transmission (Fig. 50)

SYNONYM(S): Maternal-Child Transmission, Mother-to-Child Transmission (MTCT), Vertical Transmission

When a mother with HIV passes the virus to her infant during pregnancy, labor and delivery, or breastfeeding (through breast milk). Antiretroviral (ARV) drugs are given to women with HIV during pregnancy and to their infants after birth to reduce the risk of mother-to-child transmission (MTCT) of HIV. ARV drugs also protect the health of women with HIV during pregnancy and after delivery.

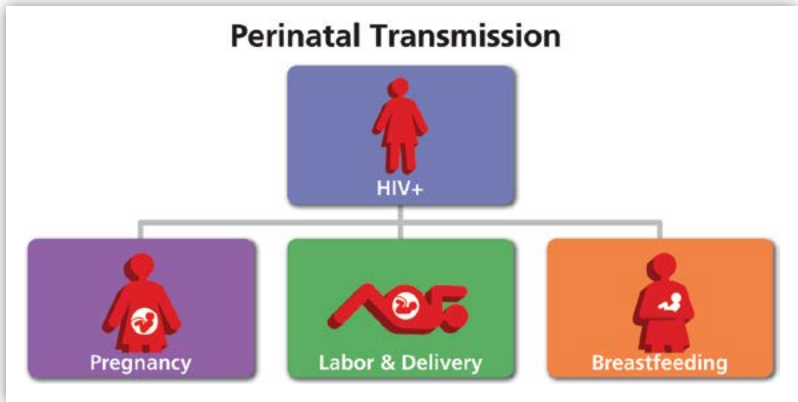


Figure 50

Peripheral Blood Mononuclear Cell (PBMC)

A type of white blood cell that contains one nucleus, such as a lymphocyte or macrophage.

Peripheral Nervous System (PNS)

The part of the nervous system that is made up of the nerves outside of the brain and spinal cord. The peripheral nervous system (PNS) transmits information from the brain and spinal cord to the rest of the body; it also transmits sensory information back to the brain and spinal cord. HIV infection or use of certain antiretroviral (ARV) drugs can cause damage to the PNS.

Peripheral Neuropathy

Damage to the peripheral nervous system, which includes the nerves outside of the brain and spinal cord. Symptoms include pain, numbness, tingling, swelling, and muscle weakness. Peripheral neuropathy may be due to injury, infection, disease (such as diabetes), autoimmune diseases (such as chronic inflammatory demyelinating polyneuropathy), or certain antiretroviral (ARV) drugs.

Persistent Generalized Lymphadenopathy (PGL)

Enlarged lymph nodes (lymphadenopathy) in at least two areas of the body for at least 3 months. In people with HIV, persistent generalized lymphadenopathy (PGL) is associated with early stages of HIV infection and with certain opportunistic infections.

Pharmacokinetic Enhancers (Fig. 51)

SYNONYM(S): CYP3A Inhibitors

A drug class. A pharmacokinetic enhancer is used to boost the effectiveness of another drug. When the two drugs are given together, the pharmacokinetic enhancer interferes with the breakdown of the other drug, which allows the drug to remain in the body longer at a higher concentration. Pharmacokinetic enhancers are included in some HIV treatment regimens.

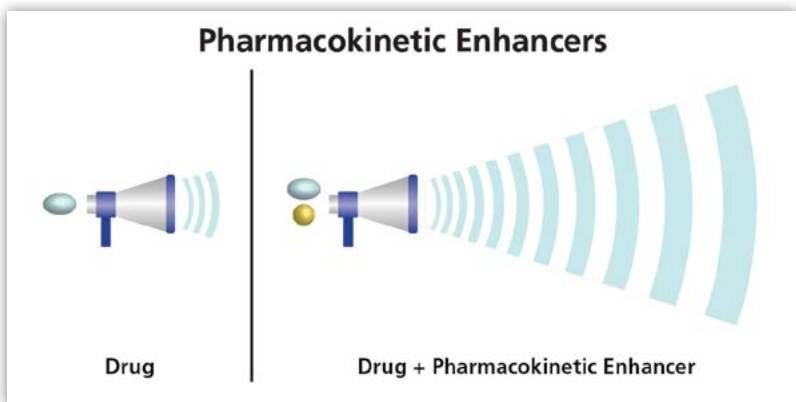


Figure 51

Pharmacokinetics

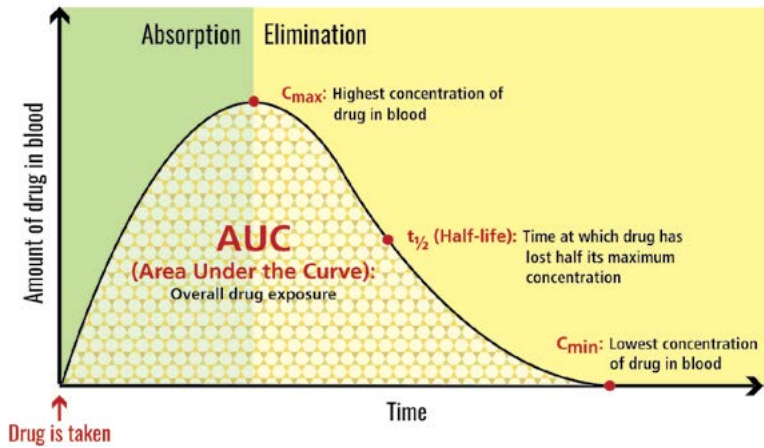


Figure 52

Pharmacokinetics (Fig. 52)

The processes by which a drug is absorbed, distributed, metabolized, and eliminated by the body.

Pharmacology

The study of drugs. Pharmacology includes the study of a drug's composition, pharmacokinetics, therapeutic use, and toxicity.

Phase 1 Trial (Fig. 53)

The first step in testing an experimental drug (or other treatment) in humans. Phase 1 trials evaluate the drug's safety and toxicity at different dose levels and determine drug pharmacokinetics. Because little is known about the possible risks and benefits of the drug being tested, Phase 1 trials usually include only a small number of participants (approximately 20 to 80). Testing of other biomedical interventions, such as diagnostic tests or medical devices, also begins with Phase 1 trials.

Clinical Trials

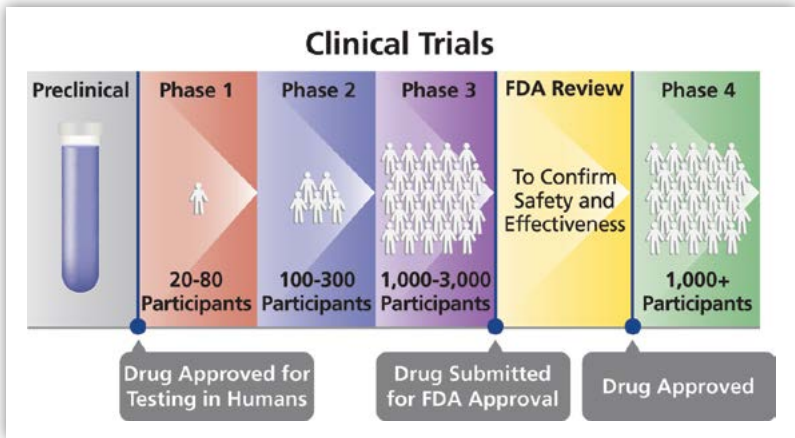


Figure 53

Phase 2 Trial (Fig. 53)

The second step in testing an experimental drug (or other treatment) in humans. Typically, Phase 2 trials are done only if Phase 1 trials have shown that the drug is safe, but sometimes Phase 1 and Phase 2 trials are combined. Phase 2 trials are designed to evaluate the drug's effectiveness in people with the disease or condition being studied and to determine the common short-term adverse effects and risks associated with the drug. Phase 2 trials involve more participants (often several hundred) and typically last longer than Phase 1 trials.

Phase 3 Trial (Fig. 53)

The third step in testing an experimental drug (or other treatment) in humans. Phase 3 trials are conducted to confirm and expand on safety and effectiveness results from Phase 1 and 2 trials, to compare the drug to standard therapies for the disease or condition being studied, and to evaluate the overall risks and benefits of the drug. This trial phase recruits a large group of people with the disease or condition, usually ranging from 1,000 to 3,000 participants. The Food and Drug Administration (FDA) reviews results from Phase 3 trials when considering a drug for approval.

Phase 4 Trial (Fig. 53)

Testing in humans that occurs after a drug (or other treatment) has already been approved by the Food and Drug Administration (FDA) and is being marketed for sale. Phase 4 trials are conducted to determine long-term safety and effectiveness and to identify adverse effects that may not have been apparent in prior trials. Phase 4 trials usually include thousands of participants.

Phenotypic Antiretroviral Resistance Test

SYNONYM(S): Phenotypic Assay

A type of resistance test that measures the extent to which a person's strain of HIV will multiply in different concentrations of antiretroviral (ARV) drugs. Resistance testing is used to guide selection of an HIV regimen when initiating or changing antiretroviral therapy (ART).

Phenotypic Assay

SEE: Phenotypic Antiretroviral Resistance Test

Photosensitivity

Abnormal sensitivity to light. Symptoms may include reddening and blistering of the skin.

Pill Burden

The number of tablets, capsules, or other dosage forms that a person takes on a regular basis. A high pill burden can make it difficult to adhere to an HIV treatment regimen.

Pink Eye

SEE: Conjunctivitis

PI-Sparing Regimen

Combination antiretroviral therapy (ART) that does not include antiretroviral (ARV) drugs from the protease inhibitor (PI) drug class. PIs may be excluded from an HIV treatment regimen to avoid certain side effects associated with this drug class, or to prevent the development of drug resistance to PIs so that a person with HIV can still use these drugs in future treatment regimens.

Placebo

SYNONYM(S): Sham, Sugar Pill

An inactive drug (or other intervention) that is identical in appearance to a therapeutically active drug. In some clinical trials, researchers compare the effects of a placebo with those of an active drug under investigation to determine if the active investigational drug is effective.

Placebo Effect

An effect (usually, but not necessarily, beneficial) that arises from an expectation that the given drug (or other intervention) will have an effect. In a clinical trial, placebo effect can refer to an effect experienced by either a participant or a researcher.

Placebo-Controlled Trial

A type of clinical trial. In placebo-controlled trials, one group of participants (the control arm) receives an inactive drug (or other intervention), called a placebo, while another group of participants (the experimental arm) receives the active drug being tested. The two groups are compared to see if the drug is more effective than the placebo.

Placenta

The round or oval-shaped organ that develops in the uterus of a pregnant woman. The placenta provides the fetus with oxygen and nutrients and takes away wastes, such as carbon dioxide, via the umbilical cord.

Plasma

The clear, yellowish liquid part of blood. Plasma carries red blood cells, white blood cells, and platelets throughout the body.

Platelet

Blood cell fragments that cause blood clots to form, which helps prevent bleeding.

***Pneumocystis Carinii* Pneumonia (PCP)**

SEE: *Pneumocystis Jirovecii* Pneumonia

***Pneumocystis Jirovecii* Pneumonia**

SYNONYM(S): PCP, *Pneumocystis Carinii* Pneumonia, Pneumocystis Pneumonia, Pneumocystosis

Formerly known as *Pneumocystis carinii* pneumonia. A lung infection caused by the fungus *Pneumocystis jirovecii*. Symptoms include a cough (often mild and dry), fever, and shortness of breath. The fungus is common in the environment and does not cause illness in healthy people. Most people who get *Pneumocystis jirovecii* pneumonia have weakened immune systems due to HIV/AIDS, cancer treatments, or organ transplants. In people with HIV, *Pneumocystis jirovecii* pneumonia is an AIDS-defining condition.

Pneumocystis Pneumonia

SEE: *Pneumocystis Jirovecii* Pneumonia

Pneumocystosis

SEE: *Pneumocystis Jirovecii* Pneumonia

Pneumonia

SYNONYM(S): Bronchopneumonia

Inflammation of the lungs, which is usually caused by a bacterial, viral, or fungal infection. People older than 65 years of age or younger than 2 years of age and people with weakened immune systems are more at risk for pneumonia. Symptoms include cough, shortness of breath, fevers, chills, chest pain, and weakness. In people with HIV, recurrent pneumonia (pneumonia that returns again and again) is considered an AIDS-defining condition.

Polymerase Chain Reaction (PCR)

A laboratory technique used to produce large amounts of a specific DNA fragment from a sample that contains very tiny amounts of that DNA. Polymerase chain reaction (PCR) is used for genetic testing and to diagnose disease.

Polyneuritis

Inflammation of several peripheral nerves at the same time.

Polyneuropathy

Damage or degeneration of several nerves.

Polyvalent Vaccine

SYNONYM(S): Multivalent Vaccine

A vaccine that immunizes against more than one strain of an antigen. For example, the polyvalent pneumococcal vaccine protects against several strains of the pneumococcal bacteria.

Positive Test Result

SEE: Reactive Test Result

Post-Attachment Inhibitor

Post-attachment inhibitors are a class of drugs that bind to the CD4 receptor on a host CD4 cell. This blocks HIV from attaching to the CCR5 and CXCR4 coreceptors and entering the cell. Post-attachment inhibitors are part of a larger group of HIV drugs called entry inhibitors.

Post-Exposure Prophylaxis (PEP)

Short-term treatment started as soon as possible after high-risk exposure to an infectious agent, such as HIV, hepatitis B virus (HBV), or hepatitis C virus (HCV). The purpose of post-exposure prophylaxis (PEP) is to reduce the risk of infection.

Postnatal

The time period after birth. Postnatal refers to the newborn.

Postpartum (Fig. 54)

The time period after childbirth. Postpartum refers to the mother.



Figure 54

Preclinical (Fig. 55)

Preliminary testing of an investigational drug (or other intervention) in laboratory (in a test tube, for example) and animal studies. Preclinical studies take place before any testing in humans is done.

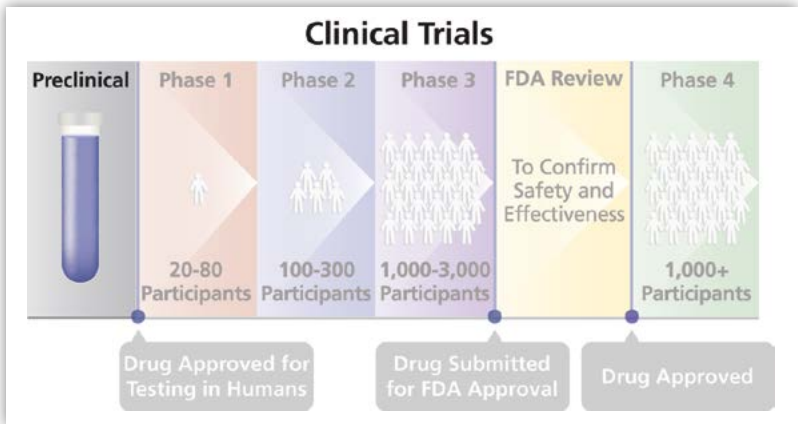


Figure 55

Preconception Counseling and Care

Ongoing education, care, and treatment to improve the health of a woman before pregnancy. Preconception counseling and care involves identifying and managing conditions and behaviors that could put the woman or her child at risk. For women with HIV, this includes counseling on the risks and benefits of antiretroviral (ARV) drugs to prevent mother-to-child transmission (MTCT) of HIV and to protect the women's health. Preconception counseling may include advising a male partner with HIV on how to prevent HIV transmission to a female partner before and during pregnancy.

Pre-Exposure Prophylaxis (PrEP)

An HIV prevention method for people who are HIV negative and at high risk of HIV infection. Pre-exposure prophylaxis (PrEP) involves taking a specific combination of HIV medicines daily. PrEP is even more effective when it is combined with condoms and other prevention tools.

Prenatal

SYNONYM(S): Antenatal

The time period from conception up to birth. Prenatal can refer to both the woman and the fetus.

PrEP Navigation

The process of connecting people who want to use HIV medicines to protect themselves from HIV infection to pre-exposure prophylaxis (PrEP)-related counseling or treatment.

Prescribing Information

SEE: Package Insert

Prescription Drug Labeling

SEE: Package Insert

President's Emergency Plan for AIDS Relief (PEPFAR)

The U.S. government global initiative to combat the HIV/AIDS epidemic. The President's Emergency Plan for AIDS Relief (PEPFAR) works with governmental and non-governmental partners worldwide to support integrated HIV prevention, treatment, and care programs. PEPFAR priorities include leveraging data and partnerships to expand and sustain the global response to HIV with a focus on key populations, including gay men and other men who have sex with men, adolescent girls and women, and children.

Presumptive

Based on a reasonable assumption. In non-breastfed infants born to mothers with HIV, presumptive exclusion of HIV infection is based on two or more negative virologic tests, one at age 14 days or older and the other at age 1 month or older; or one negative virologic test at age 8 weeks or older; or one negative HIV antibody test at age 6 months or older. Additional testing is necessary to definitively exclude HIV infection.

Prevalence

The number or proportion of people with a particular disease or condition in a given population and at a specific time.

Prevention of Mother-to-Child Transmission (PMTCT)

SEE: Prevention of Perinatal Transmission

Prevention of Perinatal Transmission

SYNONYM(S): Prevention of Mother-to-Child Transmission (PMTCT)

Strategies used to prevent the spread (transmission) of HIV from a mother to her child during pregnancy, labor and delivery, or by breastfeeding (through breast milk). Strategies include antiretroviral (ARV) prophylaxis for the mother during pregnancy and labor and delivery, scheduled cesarean delivery, ARV prophylaxis for the newborn infant, and avoidance of breastfeeding.

Preventive HIV Vaccine

SYNONYM(S): HIV Preventive Vaccine

A vaccine to prevent HIV infection in people who do not have HIV. To date, no preventive HIV vaccine exists, but research is underway.

Primary HIV Infection

SEE: Acute HIV Infection

Primary Prevention

SEE: Primary Prophylaxis

Primary Prophylaxis

SYNONYM(S): Primary Prevention

Drugs or other forms of treatment used to prevent the development of a disease in a person who is at risk for but with no prior history of the disease. For example, primary prophylaxis is used to prevent people with advanced HIV infection from developing opportunistic infections, such as toxoplasmosis.

Primary Resistance

SEE: Transmitted Resistance

Proctitis

Inflammation of the anus and rectum.

Prodrome

An early symptom that indicates the onset of a disease.

Product Label

SEE: Package Insert

Programmed Cell Death

SEE: Apoptosis

Progressive Multifocal Leukoencephalopathy (PML)

A rare disorder of the central nervous system caused by the John Cunningham virus (JCV). Most people are infected with JCV by 10 years of age; however, only people with weakened immune systems develop progressive multifocal leukoencephalopathy (PML). PML is primarily characterized by damage to myelin in the brain. Symptoms of PML vary and can include loss of coordination, loss of speech, vision problems, and progressive weakness in the arms and legs. In people with HIV, PML is an AIDS-defining condition.

Prophylactic

SEE: Condom

Prophylaxis

Prevention or protection against disease.

Protease (Fig. 56)

A type of enzyme that breaks down proteins into smaller proteins or smaller protein units, such as peptides or amino acids. HIV protease cuts up large precursor proteins into smaller proteins. These smaller proteins combine with HIV's genetic material to form a new HIV virus. Protease inhibitors (PIs) prevent HIV from replicating by blocking protease.

Protease Inhibitor (PI) (Fig. 56)

Antiretroviral (ARV) HIV drug class. Protease inhibitors (PIs) block protease (an HIV enzyme). By blocking protease, PIs prevent new (immature) HIV from becoming a mature virus that can infect other CD4 cells.

Protein

A large molecule made up of a series of peptides—one or more chains of amino acids. The specific sequence of the amino acids determines the protein's structure and function. Proteins are essential to all living organisms.

Proteinuria

SYNONYM(S): Albuminuria, Urine Albumin

Excess protein in the urine. Proteinuria is a sign of chronic kidney disease, which can result from diabetes, high blood pressure, and diseases that cause inflammation in the kidneys. Proteinuria can also occur if antiretroviral (ARV) drugs damage the kidneys.

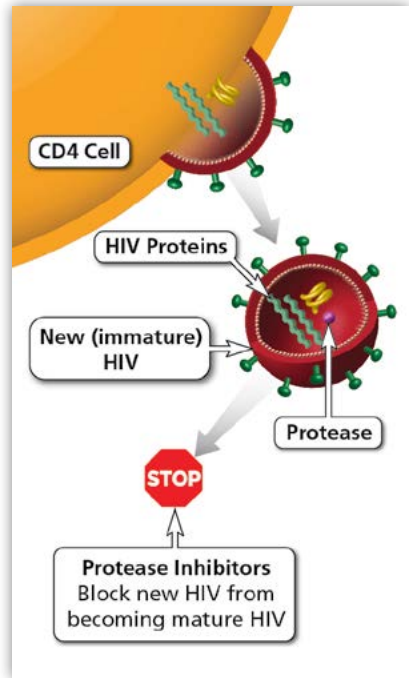


Figure 56

Protocol

The detailed plan for conducting a clinical trial. The protocol is carefully designed to safeguard the health of participants and to answer specific research questions. The protocol describes the purpose of the trial, how the trial will be carried out, and who is eligible to take part in the trial. Each person participating in a clinical trial must agree to the rules set out by the protocol.

Protozoan

A single-celled microorganism. Some protozoans can cause disease in humans, including *Toxoplasma gondii* (causes toxoplasmosis), the group *Plasmodium* (causes malaria), and the group *Cryptosporidium* (causes cryptosporidiosis). People with weakened immune systems, including people with HIV, are at a higher risk for protozoan infections than people with healthy immune systems.

Proviral DNA

SEE: Provirus

Provirus

SYNONYM(S): Proviral DNA

An inactive viral form that has been integrated into the genes of a host cell. For example, when HIV enters a host CD4 cell, HIV RNA is first changed to HIV DNA (provirus). The HIV provirus then gets inserted into the DNA of the CD4 cell. When the CD4 cell replicates, the HIV provirus is passed from one cell generation to the next, ensuring ongoing replication of HIV.

Pruritus

An intense itching sensation that produces the urge to rub or scratch the skin to obtain relief. Common causes of pruritus include allergic reactions, insect bites, and reactions to medications.

PubMed

A service of the U.S. National Library of Medicine that provides free access to an extensive database of citations and abstracts for biomedical literature, life science journals, and online books. Citations may include links to full-text content and to related resources.

Pulmonary

Pertaining to the lungs.

Purified Protein Derivative Test

SEE: Tuberculin Skin Test

QD

SYNONYM(S): q.d., qd

An abbreviation meaning “once a day.” The abbreviation is commonly used in drug dosing instructions.

QID

SYNONYM(S): q.i.d., qid

An abbreviation meaning “four times a day.” The abbreviation is commonly used in drug dosing instructions.

Qualitative Transcription-Mediated Amplification Assay

A type of viral load test. Viral load tests are used to diagnose acute HIV infection, guide treatment choices, and monitor response to antiretroviral therapy (ART).

Quantitative Branched DNA Assay (bDNA)

A type of viral load test. Viral load tests are used to diagnose acute HIV infection, guide treatment choices, and monitor response to antiretroviral therapy (ART).

Quasispecies

A group (sometimes called a “swarm”) of mutant viruses that develops as a virus replicates within a host. The viruses grouped in a quasispecies are related by a similar mutation(s). During HIV infection, HIV can mutate into multiple quasispecies, which may reduce the immune system’s ability to control HIV infection. Antiretroviral therapy (ART) started in the early stages of HIV infection can control HIV replication and the development of quasispecies.

R5-Tropic Virus (Fig. 57)

SYNONYM(S): Macrophage-Tropic Virus, M-Tropic Virus

A strain of HIV that enters and infects a host CD4 cell by attaching to the CCR5 coreceptor on the CD4 cell. To enter a CD4 cell, HIV must first attach to a CD4 receptor, then attach to either the CCR5 or CXCR4 coreceptor, and finally fuse its membrane with the CD4 cell membrane. HIV is usually R5-tropic (uses CCR5) during the early stages of infection, but the virus may later switch to using either only CXCR4 (X4-tropic) or both CCR5 and CXCR4 (dual-tropic). An HIV drug called a CCR5 inhibitor blocks HIV from attaching to the CCR5 coreceptor, which prevents HIV entry into the CD4 cell.

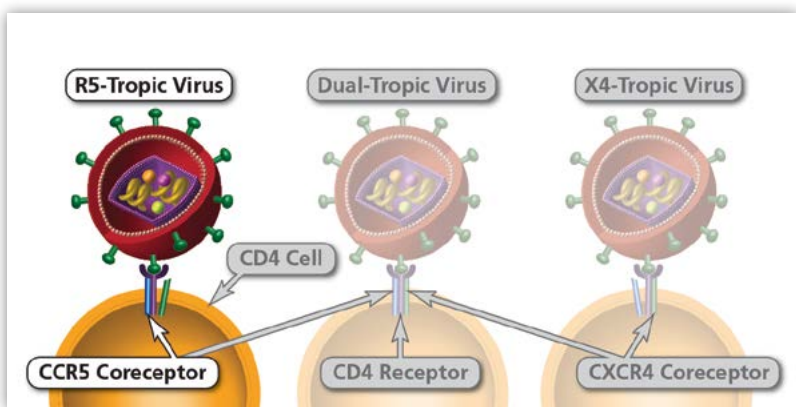


Figure 57

Randomized Trial

A type of clinical trial in which participants are assigned by chance (randomized) to the arms of the trial (experimental or control arms). Randomization eliminates any potential preference in assigning participants to the arms of the trial and increases the likelihood that the trial arms are comparable overall in terms of general characteristics, such as age or gender, and other factors that might affect the disease or condition being studied. Having arms that are as similar as possible at the start of a clinical trial allows researchers to conclude with a certain level of confidence whether one intervention is better than another at the end of the trial.

Rapid Test

A type of HIV antibody test used to screen for HIV infection. A rapid HIV antibody test can detect HIV antibodies in blood or oral fluid in less than 30 minutes. There is also a rapid antigen/antibody test available. A positive rapid HIV antibody test must be confirmed by a second test for a person to be definitively diagnosed with HIV infection.

Reactive Test Result

SYNONYM(S): Positive Test Result

A reactive test result indicates that signs of the condition being tested for are present.

Rebound

SEE: Viral Rebound

Receptor

A protein that is located inside or on the surface of a cell and that binds to a specific substance, such as a hormone, antigen, virus, or neurotransmitter. The binding of the substance to the cell receptor causes a change in the activity of the cell. In order to enter a host cell, HIV must first bind to receptors on the host cell.

Rechallenge

Restarting a drug that was stopped because it was considered the likely cause of an adverse effect. When the drug is restarted, the person is closely monitored for any signs of the adverse effect.

Recombinant

DNA produced in a laboratory by joining segments of DNA from different sources. Recombinant can also describe proteins, cells, or organisms made by genetic engineering.

Red Blood Cell

SYNONYM(S): Erythrocyte, Red Blood Corpuscle

Blood cells that carry oxygen to all parts of the body. Red blood cells have a high concentration of hemoglobin, a protein that binds to oxygen from the lungs and that gives blood its red color.

Red Blood Corpuscle

SEE: Red Blood Cell

Red Eye

SEE: Conjunctivitis

Red-Band Gingivitis

SEE: Linear Gingival Erythema

Refractory

Resistant to treatment. For example, a refractory disease or condition is one that is not responding to treatment.

Regimen

SEE: Treatment Regimen

Regimen Simplification (Fig. 58)

SYNONYM(S): Treatment Simplification

Making changes to an HIV treatment regimen to make medication adherence easier. Simplifying an HIV regimen can include reducing the number of antiretroviral (ARV) drugs in the regimen or changing to a combination ARV drug that provides a one-pill, once-daily complete regimen. Other changes can include switching to ARV drugs that cause fewer adverse effects or to ARV drugs that can be taken without food. Benefits of regimen simplification include long-term medication adherence, reduced risk of treatment failure, and improved quality of life.

Regulatory T Cell

SEE: Regulatory T Lymphocyte

Regulatory T Lymphocyte

SYNONYM(S): Regulatory T Cell, Suppressor T Cell, Suppressor T Lymphocyte

A type of lymphocyte. Regulatory T lymphocytes (regulatory T cells) prevent the immune system from becoming over-active during an immune response and from attacking normal cells.

Relapse

The recurrence of a disease after a period of remission or apparent recovery.

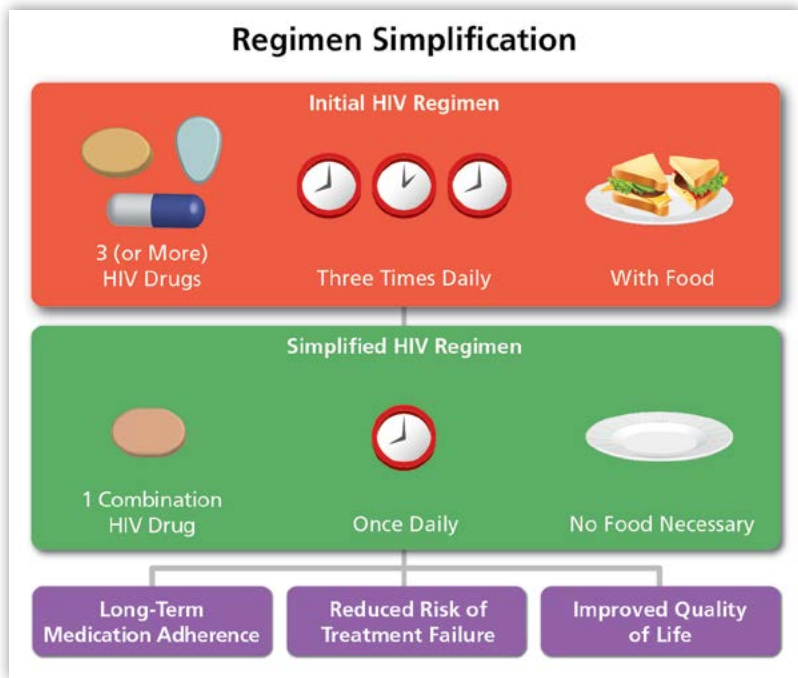


Figure 58

Relative Contraindication

When a particular treatment or procedure should be used with caution. The risk of using the treatment or procedure is acceptable because the benefits outweigh the risks.

Remission

The period during which symptoms of a disease diminish or disappear.

Renal

Pertaining to the kidneys.

Replicate

To produce a copy or duplicate. The HIV life cycle describes the seven-step process by which HIV replicates.

Replication (Fig. 59)

SYNONYM(S): Transcription and Translation

The fifth of seven steps in the HIV life cycle. Once HIV is integrated into the host CD4 cell DNA, the virus begins to use the machinery of the CD4 cell to create long chains of HIV proteins. The protein chains are the building blocks for more HIV.

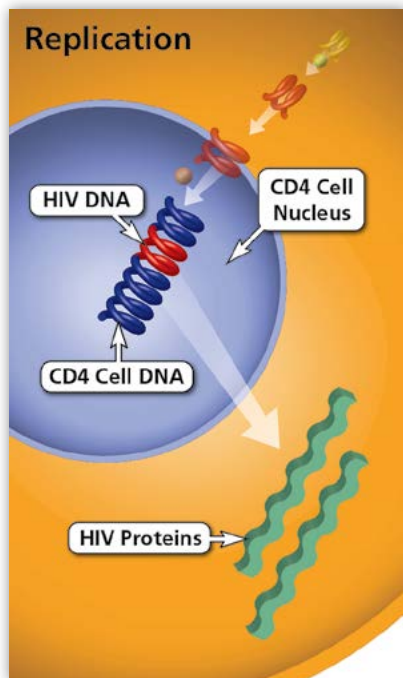


Figure 59

Replication Cycle

SEE: Life Cycle

Rescue Therapy

SEE: Salvage Therapy

Reservoir

SEE: Latent HIV Reservoir

Resistance

SEE: Drug Resistance

Resistance Assay

SEE: Resistance Testing

Resistance Testing

SYNONYM(S): Resistance Assay

Laboratory testing to identify which, if any, antiretroviral (ARV) drugs will not be effective against a person's specific strain of HIV. Resistance testing is done using a sample of blood. There are two types of resistance testing: genotypic and phenotypic. Resistance testing is used to guide selection of an HIV regimen when initiating or changing antiretroviral therapy (ART).

Retina

The light-sensitive membrane that lines the inside of the eye and sends visual messages through the optic nerve to the brain.

Retinal Detachment

Separation of the retina from its supporting tissue. Retinal detachment must be treated promptly to avoid permanent vision loss. Retinal detachment can be a complication of cytomegalovirus (CMV) retinitis, which is a viral infection that can occur in people with weakened immune systems, including people with HIV.

Retinitis

Inflammation of the retina.

Retrospective Study

A type of medical research study. Retrospective studies look back in time to compare a group of people with a particular disease or condition to a group of people who do not have the disease or condition. Researchers study the medical and lifestyle histories of the people in each group to learn what factors may be associated with the disease or condition.

Retrovirus

A type of virus that uses RNA as its genetic material. After infecting a cell, a retrovirus uses an enzyme called reverse transcriptase to convert its RNA into DNA. The retrovirus then integrates its viral DNA into the DNA of the host cell, which allows the retrovirus to replicate. HIV, the virus that causes AIDS, is a retrovirus.

Rev Inhibitor

Rev is the name of an HIV protein that helps to transport HIV's genetic information within an infected immune cell. HIV uses the Rev protein to replicate and produce new virus. Rev inhibitors are drugs that interfere with the Rev protein's activity to prevent HIV from multiplying in the body. Currently, Rev inhibitors are still under investigation and have not been approved by the Food and Drug Administration (FDA).

Reverse Transcriptase (RT) (Fig. 60)

An enzyme found in HIV (and other retroviruses). HIV uses reverse transcriptase (RT) to convert its RNA into viral DNA, a process called reverse transcription. Non-nucleoside reverse transcriptase inhibitors (NNRTIs) prevent HIV from replicating by blocking RT.

Reverse Transcriptase-Polymerase Chain Reaction-Based Assay (RT-PCR)

A type of viral load test. Viral load tests are used to diagnose acute HIV infection, guide treatment choices, and monitor response to antiretroviral therapy (ART).

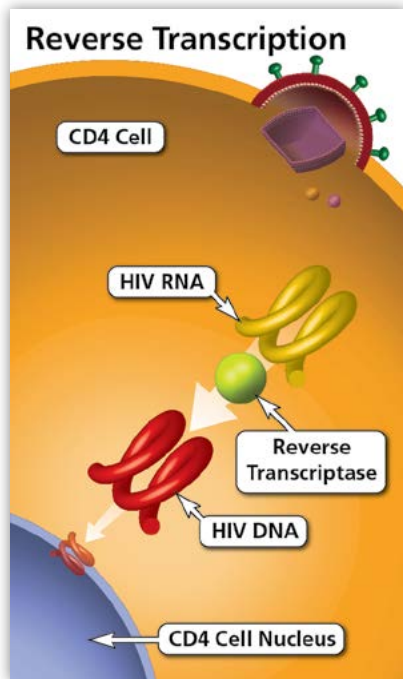


Figure 60

Reverse Transcription (Fig. 60)

The third of seven steps in the HIV life cycle. Once inside a CD4 cell, HIV releases and uses reverse transcriptase (an HIV enzyme) to convert its genetic material—HIV RNA—into HIV DNA. The conversion of HIV RNA to HIV DNA allows HIV to enter the CD4 cell nucleus and combine with the cell's genetic material—cell DNA.

Rhabdomyolysis

Breakdown or death of muscle tissue, often with release of muscle fiber contents into the bloodstream and sometimes leading to acute renal failure. Rhabdomyolysis may be caused by HIV infection, opportunistic infections, or some antiretroviral (ARV) drugs.

Ribonucleic Acid (RNA)

One of two types of genetic material found in all living cells and many viruses. (The other type of genetic material is DNA.) There are several types of ribonucleic acid (RNA). RNA plays important roles in protein synthesis and other cell activities.

Rigors

Shivering that is caused by a chill.

Rod Body Disease

SEE: Nemaline Rod Myopathy

Ryan White HIV/AIDS Program

SYNONYM(S): CARE Act

The largest federally funded program providing HIV-related services to low-income, uninsured, and underinsured people with HIV/AIDS. The program's services are available in all 50 states, the District of Columbia, and U.S. territories.

Salmonella

A group of bacteria. *Salmonella* is among the most common causes of foodborne illnesses in the United States. Infection with *Salmonella* can cause diarrhea, nausea, fever, and headache. In people with weakened immune systems, including people with HIV, the symptoms of *Salmonella* infection are more severe than in people with healthy immune systems.

Salmonella Septicemia

A life-threatening *Salmonella* infection that has spread to the bloodstream. *Salmonella* septicemia can be caused by any of the *Salmonella* bacteria, which are found in contaminated food and water. The infection is systemic and affects virtually every organ system. The most common symptom is a fever that comes and goes. In people with HIV, recurrent *Salmonella* septicemia is an AIDS-defining condition.

Salvage Therapy

SYNONYM(S): Rescue Therapy

Therapy given when the standard treatment for a disease or condition is no longer effective and when treatment options are limited. People with HIV who have experienced toxicity and/or developed resistance to many HIV drugs receive salvage therapy.

San Joaquin Valley Fever

SEE: Coccidioidomycosis

Seborrheic Dermatitis

A non-contagious inflammatory skin condition characterized by flaky, white to yellowish scales on various areas of the body, including the scalp, eyebrows, eyelids, ears, and trunk. Seborrheic dermatitis can occur with or without redness. The exact cause of seborrheic dermatitis is unknown, but it may be due to an overproduction of skin oil combined with irritation from a yeast. Factors that might increase the risk of seborrheic dermatitis include family history, stress, fatigue, use of alcohol-containing lotions, skin disorders, obesity, HIV infection, and certain neurologic conditions.

Secondary Prophylaxis

SEE: Maintenance Therapy

Secondary Resistance

SEE: Acquired Resistance

Secondary Transmission

SYNONYM(S): Horizontal Transmission

The transfer (spread) of HIV that mainly occurs during sex or needle sharing as the result of contact with the semen, vaginal fluid, or blood of a person with HIV. (HIV transmission from mother to child during pregnancy, labor and delivery, or breastfeeding is called vertical transmission.)

Self-Administered Therapy (SAT)

A method of drug administration in which a person takes medication without being observed by a health care professional.

Semen

SYNONYM(S): Seminal Fluid

A thick, whitish fluid that is discharged from the male penis during ejaculation. Semen contains sperm and various secretions. HIV can be transmitted through semen.

Seminal Fluid

SEE: Semen

Sensitivity

The probability that a medical test will detect the condition being tested for in people who actually have the condition. In other words, a sensitive test is one that produces true positive results. For example, the enzyme-linked immunosorbent assay (ELISA) HIV antibody test is highly sensitive, which means the test can detect HIV in most people who have HIV. However, because the ELISA test can sometimes mistakenly recognize antibodies to other diseases as antibodies to HIV (a false positive result), another HIV test is used to confirm a positive ELISA HIV antibody test.

Sepsis

An overwhelming, life-threatening immune response to infection. Sepsis causes a systemic reaction that includes fever, chills, rapid heart rate, increased breathing rate, and possibly shock. Sepsis can also cause body organs, such as the kidneys or lungs, to fail. Sepsis is more likely to occur in people with weakened immune systems, including people with HIV, than in people with healthy immune systems.

Seroconversion

The transition from infection with HIV to the detectable presence of HIV antibodies in the blood. When seroconversion occurs (usually within a few weeks of infection), the result of an HIV antibody test changes from HIV negative to HIV positive.

Serologic Test

A blood test to detect the presence of antibodies against a microorganism. A serologic test can determine whether a person has been exposed to a particular microorganism.

Seroprevalence

The overall occurrence of a disease or condition within a defined population at one time, as measured by blood tests (serologic tests).

Serostatus

The state of either having or not having detectable antibodies against a specific antigen, as measured by a blood test (serologic test). For example, HIV seropositive means that a person has detectable antibodies to HIV; seronegative means that a person does not have detectable HIV antibodies.

Serum

The clear, yellowish liquid part of blood that remains after clotting. Serum is used for various laboratory tests.

Serum Glutamate Pyruvate Transaminase (SGPT)

SEE: Alanine Aminotransferase

Serum Glutamic-Oxaloacetic Transaminase

SEE: Aspartate Aminotransferase

Set Point

SYNONYM(S): Viral Set Point

The viral load (HIV RNA) that the body settles at within a few weeks to months after infection with HIV. Immediately after infection, HIV multiplies rapidly and a person's viral load is typically very high. After a few weeks to months, this rapid replication of HIV declines and the person's viral load drops to its set point.

Sexual Maturity Rating (SMR)

SYNONYM(S): Tanner Staging

A scale used to classify the onset and progression of puberty in children and adolescents. The scale describes five stages of physical development on the basis of sex characteristics, such as pubic hair growth, development of genitalia in boys, and development of breasts in girls. Because children mature at different rates, health care providers use the sexual maturity rating (in addition to age) to determine appropriate dosing of drugs to treat HIV infection and opportunistic infections.

Sexual Transmission

Transmission of HIV, or other sexually transmitted disease (STD), from one individual to another as the result of sexual contact.

Sexually Transmitted Disease (STD)

SYNONYM(S): Sexually Transmitted Infection (STI)

An infectious disease that spreads from person to person during sexual contact. Sexually transmitted diseases, such as syphilis, trichomoniasis, and HIV infection are caused by bacteria, parasites, and viruses.

Sexually Transmitted Infection (STI)

SYNONYM(S): Sexually Transmitted Disease

Sham

SEE: Placebo

Shigellosis

An enteric (intestinal) infection caused by a group of bacteria called *Shigella*. *Shigella* bacteria are typically transmitted through contact with contaminated human feces. Symptoms usually include watery or bloody diarrhea, abdominal pain, nausea, and fever. Certain bacterial enteric infections, including shigellosis, occur at a much higher rate in people with HIV than in people with healthy immune systems.

Shingles

A non-contagious disease caused by the varicella zoster virus (VZV or HHV-3). VZV is the same virus that causes chickenpox. The virus remains in the nervous system of people who have had chickenpox, and it can become active years later to cause shingles. Symptoms of shingles can include numbness, itching, and severe pain that is followed by a rash of blister-like lesions along one side of the body. The pain can persist for weeks, months, or years after the rash heals. People with HIV are more at risk for shingles than people with healthy immune systems.

Shock and Kill Strategy

SYNONYM(S): Kick and Kill Strategy, Kick-Kill Strategy, Shock-Kill Strategy

An experimental strategy to cure HIV infection that is currently under investigation. Finding a cure for HIV is challenging because the virus can remain hidden and inactive (latent) inside certain cells of the immune system (such as CD4 cells) for months or even years. While HIV is in this latent state, the immune system cannot recognize the virus, and antiretroviral therapy (ART) has no effect on it. The shock and kill strategy is a two-step process. First, drugs called latency-reversing agents are used to reactivate latent HIV hiding in immune cells (the “shock”). The reactivated cells can then be targeted and killed by the body’s immune system or anti-HIV drugs.

Shock-Kill Strategy

SEE: Shock and Kill Strategy

Simian Immunodeficiency Virus (SIV)

An HIV-like virus that can infect monkeys and apes and can cause a disease similar to AIDS. Because HIV and simian immunodeficiency virus (SIV) are closely related viruses, researchers study SIV as a way to learn more about HIV. However, SIV cannot infect humans, and HIV cannot infect monkeys.

Single-Blind Study

SYNONYM(S): Single-Masked Study

A type of clinical trial in which only the investigators know which treatment (or other intervention) the participants are receiving.

Single-Masked Study

SEE: Single-Blind Study

Specificity

The probability that a medical test will correctly produce a negative test result for a person who does not have the condition being tested. In other words, a specific test is one that produces true negative results.

Sperm Washing

A laboratory procedure used to separate semen (the fluid part of ejaculate) from sperm. Sperm washing can be considered as a reproductive option for an HIV-discordant couple in which the man has HIV. Because the seminal fluid contains the highest concentration of HIV, the “washed” sperm contains little, if any, HIV. However, because sperm washing has not been proven completely effective, couples using the procedure should be counseled regarding the potential risks for transmission of HIV.

Spermicide

A topical preparation or substance used during sexual intercourse to kill sperm. Although spermicides may prevent pregnancy, they do not protect against HIV infection or other sexually transmitted diseases. Irritation of the vagina and rectum that sometimes occurs with use of spermicides may increase the risk of sexual transmission of HIV.

A
B
C
D
E
F
G
H
I
J
K
L
M
N
O
P
Q
R
S
T
U
V
W
X
Y

Spinal Tap

SYNONYM(S): Lumbar Puncture

A procedure in which a needle is inserted into the lower region of the spinal cord to collect cerebrospinal fluid (CSF). The CSF is examined in a laboratory to diagnose and monitor certain infections. A spinal tap may also be performed to inject drugs or to reduce spinal fluid pressure.

Spleen

An organ of the lymphatic system. The spleen is located on the left side of the body, above the stomach. The spleen helps fight infection, keeps body fluids in balance, stores blood, and destroys old and damaged cells.

Splenomegaly

Abnormal enlargement of the spleen.

Sputum Analysis

SYNONYM(S): Sputum Culture

Laboratory evaluation of sputum to detect certain infections, such as bacterial pneumonia and tuberculosis (TB). Sputum is the mucus-containing material produced by the cells lining the lungs and airways (bronchial tubes). The sputum used for analysis is collected when a person coughs or spits.

Sputum Culture

SEE: Sputum Analysis

Standard Medical Care

SEE: Standard of Care

Standard of Care

SYNONYM(S): Best Practice, Standard Medical Care, Standard Therapy

Treatment that experts agree is appropriate, accepted, and widely used for a given disease or condition.

Standard Therapy

SEE: Standard of Care

Statin

SYNONYM(S): HMG-CoA Reductase Inhibitor, Lipid-Lowering Agent

Any of a group of drugs used to lower the amount of cholesterol in the blood. Statins block a key liver enzyme involved in making cholesterol.

Stem Cells

Unspecialized cells from which other types of cells develop. When a stem cell divides, each new cell has the potential either to remain a stem cell or to become a specialized cell with a distinct function, such as a muscle cell or blood cell. Stem cells serve as a repair system for the body, replacing old and damaged cells. Stem cell transplants are used in cancer treatment. Research on using stem cells to treat other diseases is currently under way.

Stevens-Johnson Syndrome (SJS)

A severe and sometimes fatal form of skin rash characterized by red, blistered spots on the skin; blisters in the mouth, eyes, genitals, or other moist areas of the body; peeling skin that results in painful sores; and fever, headache, and other flu-like symptoms. Internal organs may also be affected. Stevens-Johnson syndrome (SJS) may occur as a severe reaction to certain drugs, including some antiretroviral (ARV) HIV drugs.

Stigma

Negative beliefs and attitudes associated with a specific situation, characteristic, condition, or person. For example, negative beliefs about HIV can lead to stigma against people living with HIV. HIV stigma can negatively affect the health and well-being of people with HIV.

Stomatitis

Inflammation of the mucous membranes of the mouth, such as the gums or lips. The causes of stomatitis vary and can include injury to the mouth, allergy, and infection.

Strain

A group of organisms, such as bacteria or viruses, that belong to the same species and share certain characteristics not found in other members of the species. For example, HIV can mutate into different strains, with each strain having a different type of resistance to antiretroviral (ARV) drugs.

***Streptococcus Pneumoniae* Infection**

Infection caused by the bacterium *Streptococcus pneumoniae*, which is spread through contact with respiratory droplets from a person who is carrying the bacteria. The bacteria are a major cause of common illnesses, such as inflammation of the sinuses (sinusitis), but can also result in life-threatening infections, including meningitis and pneumonia. People with weakened immune systems, including people with HIV, are at higher risk for bacterial pneumonia, including *Streptococcus pneumoniae* infection, than people with healthy immune systems.

Stroke

SYNONYM(S): Brain Attack

An interruption of blood flow to the brain, caused by a broken or blocked blood vessel. A stroke results in sudden loss of brain function, such as loss of consciousness, paralysis, or changes in speech. Stroke is a medical emergency and can be life-threatening.

Structured Treatment Interruption

SYNONYM(S): Drug Holiday

A planned break from treatment, during which a person stops taking medications. Structured treatment interruptions may be used to reduce toxic effects of medications, to enhance a medication's effectiveness when restarted, or as a step towards stopping treatment altogether. Testing of an investigational HIV drug may include a structured treatment interruption to evaluate how long the drug continues to control a participant's viral load during the treatment break. Structured interruption of HIV treatment is not recommended outside of controlled clinical trials.

Subclinical Infection

An infection that has no symptoms or noticeable signs. A subclinical infection may be an early stage of an infection or a very mild infection.

Subcutaneous (SC, Sub-Q)

Pertaining to the area beneath the layers of the skin. Some drugs are given by subcutaneous injection.

Subcutaneous Adipose Tissue (SAT)

Fat tissue located right under the skin. HIV-associated lipodystrophy can include changes in subcutaneous adipose tissue (SAT), which may be related to HIV infection itself or use of certain antiretroviral (ARV) drugs.

Suboptimal Immunologic Response

After antiretroviral therapy (ART) is initiated, the failure to achieve and maintain adequate CD4 counts despite viral suppression.

Substance Abuse and Mental Health Services Administration (SAMHSA)

The lead federal agency for reducing the impact of substance abuse and mental illness in the United States. The Substance Abuse and Mental Health Services Administration (SAMHSA) provides grant funding to address issues of HIV, AIDS, and viral hepatitis.

Subtype

SYNONYM(S): Clade

A subgroup of genetically related HIV-1 viruses. HIV-1 can be classified into four groups: M group, N group, O group, and P group. Viruses within each group can be further classified by subtype. For example, the HIV-1 M group includes the following subtypes: A1, A2, A3, A4, A6, B, C, D, F1, F2, G, H, J, and K.

Sugar

SEE: Glucose

Sugar Pill

SEE: Placebo

Superinfection

When a person who already has HIV acquires a second, different strain of HIV. Superinfection may cause HIV to advance more rapidly. Superinfection can also complicate treatment if the newly acquired strain of HIV is resistant to antiretroviral (ARV) drugs in the person's current HIV treatment regimen.

Superiority Trial

A clinical trial designed to show that a new drug (or other intervention) is more effective than the drug to which it is compared.

Supportive Care

SEE: Palliative Care

Suppressor T Cell

SEE: Regulatory T Lymphocyte

Suppressor T Lymphocyte

SEE: Regulatory T Lymphocyte

Surrogate Endpoint

SYNONYM(S): Surrogate Marker

Substitute measure for a clinical endpoint. Because it can be difficult to measure clinical endpoints in studies running for several years, researchers often use surrogate endpoints as substitute measures for clinical endpoints. For example, in HIV-related clinical trials, HIV viral load (VL) and CD4 T lymphocyte (CD4) count are surrogate endpoints for HIV disease progression.

Surrogate Marker

SEE: Surrogate Endpoint

Symptom Management

SEE: Palliative Care

Syncytium

A large cell-like structure that forms when many cells fuse together. Syncytia can form during viral infection. In some people with HIV, syncytia formation has been linked to more rapid progression of HIV infection.

Syndrome

A group of symptoms or conditions that occur together and are collectively associated with a specific disease or with the risk of developing a specific disease.

Syndrome X

SEE: Metabolic Syndrome

Synergism

SEE: Drug Synergism

Synergy

SEE: Drug Synergism

Syphilis

An infectious disease caused by the bacterium *Treponema pallidum*, which is typically transmitted through direct contact with a syphilis sore, usually during vaginal, anal, or oral sex. Syphilis can also be transmitted from a mother to her child during pregnancy. Syphilis sores (chancres) occur mainly on the genitals, anus, and rectum, but also on the lips and mouth. Genital sores caused by syphilis increase the risk of sexual transmission of HIV.

Systemic

Pertaining to the entire body. A systemic infection affects the whole body. Systemic drug therapy involves giving a drug that travels through the bloodstream and affects cells throughout the body.

T Cell

SEE: T Lymphocyte

T Lymphocyte

SYNONYM(S): T Cell

A type of lymphocyte. There are two major types of T lymphocytes: CD8 cells (cytotoxic T lymphocytes) and CD4 cells (helper T lymphocytes); both T cell types are essential for a healthy immune system. HIV infects and destroys CD4 cells, gradually destroying the immune system.

Tachycardia

Abnormal rapid heartbeat. In adults, a rate over 100 beats per minute is usually considered tachycardia.

Tachypnea

Abnormal increased rate of breathing.

Talaromyces Marneffe Infection

SYNONYM(S): Penicilliosis, *Penicillium Marneffe* Infection, Talaromycosis

A disease caused by the fungus *Talaromyces marneffe*, which only affects people who live in or visit Southeast Asia, southern China, or eastern India. Symptoms include fever, anemia, weight loss, and skin lesions. *Talaromyces marneffe* infection occurs mostly in people with weakened immune systems, such as people with HIV. Without timely antifungal treatment, the disease can be fatal.

Talaromycosis

SEE: *Talaromyces Marneffe* Infection

Tanner Staging

SEE: Sexual Maturity Rating

T-Cell Depletion

SEE: T-Cell Exhaustion

T-Cell Exhaustion

SYNONYM(S): T-Cell Depletion

The gradual decrease in T-cell function that can occur with chronic infections and cancers. T-cell exhaustion weakens the immune system, making it difficult for the body to fight off infections or kill cancer-causing cells.

Teratogenic

Pertaining to birth defects and developmental malformations.

Testosterone

A type of sex hormone. Testosterone is necessary for developing and maintaining certain male sex characteristics, and it helps maintain muscle mass and bone density. Testosterone deficiency is common with HIV and may result in a decrease in muscle mass, an increase in body fat, or erectile dysfunction.

The Clap

SEE: Gonorrhea

Therapeutic Drug Monitoring (TDM)

Measuring the concentration of a drug in the blood at scheduled intervals. Therapeutic drug monitoring (TDM) is used to determine the dose at which a drug will be the most safe and effective. Although TDM is not recommended for routine use in HIV treatment, it may be considered in some situations.

Therapeutic HIV Vaccine

SYNONYM(S): HIV Therapeutic Vaccine

A vaccine to slow the progression of HIV infection or delay the onset of AIDS. To date, no therapeutic HIV vaccine exists, but research is underway.

A
B
C
D
E
F
G
H
I
J
K
L
M
N
O
P
Q
R
S
T
U
V
W
X
Y

Therapeutic Index (TI)

(Fig. 61)

A ratio that compares the blood concentration at which a drug becomes toxic and the concentration at which the drug is effective. The larger the therapeutic index (TI), the safer the drug is. If the TI is small (the difference between the two concentrations is very small), the drug must be dosed carefully and the person receiving the drug should be monitored closely for any signs of drug toxicity.

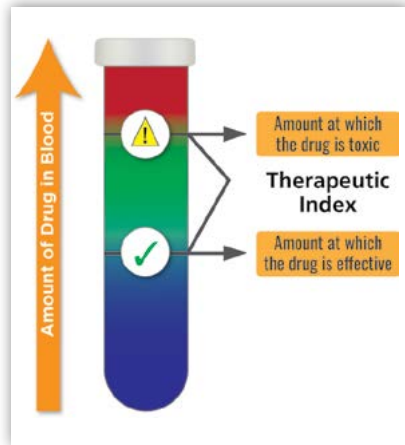


Figure 61

Thrombocytopenia

A lower-than-normal number of blood platelets.

Thymus

An organ of the lymph system where T lymphocytes (T cells) develop and mature. The thymus is important for normal immune system development early in life and is at its largest size at puberty. The thymus declines in size and function during adult life, eventually being replaced by fat.

TID

SYNONYM(S): t.i.d., tid

An abbreviation for “three times a day.” The abbreviation is commonly used in drug dosing instructions.

Titer

A laboratory measurement of the concentration of a substance in a solution. For example, an antibody titer measures the presence and amount of antibodies in the blood.

Tolerance

The ability to tolerate a drug when given as prescribed. In other words, tolerance means benefiting from the drug without having any adverse effects that would make it impossible to continue taking the drug. Testing of an investigational HIV drug often includes evaluating participants' tolerance of the drug.

Topical

Pertaining to a drug or treatment applied to the outer surface of the body, such as the skin or mucous membranes.

Torulosis

SEE: Cryptococcosis

Toxic Epidermal Necrolysis (TEN)

A severe form of Stevens-Johnson syndrome involving at least 30% of the total body skin area.

Toxicity

SYNONYM(S): Drug Toxicity

The extent to which a drug causes adverse effects. Drug toxicity is one of the factors considered when selecting antiretroviral (ARV) drugs to include in an HIV treatment regimen.

Toxoplasmosis

An infection caused by the parasite *Toxoplasma gondii*. Toxoplasmosis is most commonly transmitted by contact with infected cat feces, eating contaminated meat, or drinking contaminated water. Toxoplasmosis can also be transmitted from a mother to her child during pregnancy. Symptoms, if any, include swollen lymph nodes and muscle aches that last for a month or longer. Severe toxoplasmosis can cause damage to the brain, eyes, or other organs. In people with HIV, toxoplasmosis of the brain is an AIDS-defining condition.

Transcription and Translation

SEE: Replication

Transmission

The transfer (spread) of a disease or infection from person to person. HIV is spread mainly by having sex or sharing injection drug equipment such as needles with someone who has HIV. HIV can also be passed from mother to child during pregnancy, labor or delivery, or breastfeeding (through breast milk). HIV medicines reduce the risk of HIV transmission.

Transmitted Resistance

SYNONYM(S): Primary Resistance

When a person acquires a strain of HIV that is already resistant to certain antiretroviral (ARV) drugs.

Transplacental

Passage through or across the placenta. Transplacental usually refers to the exchange of nutrients, waste products, drugs, infectious organisms, or other substances between the mother and the fetus.

Treatment as Prevention (TasP)

A term that describes the reduced risk of HIV transmission that occurs when HIV medicines lower a person's viral load to undetectable levels. Treatment as prevention (TasP) reduces the risk of HIV transmission through sex or needle sharing, and from mother to child during pregnancy, birth, and breastfeeding.

Treatment Failure

When an antiretroviral (ARV) regimen is unable to control HIV infection. Factors that can contribute to HIV treatment failure include drug resistance, drug toxicity, or poor adherence to antiretroviral therapy (ART).

Treatment Regimen

SYNONYM(S): Regimen

A structured treatment plan designed to improve and maintain health. Recommended regimens for the initial treatment of HIV generally include a combination of three or more antiretroviral (ARV) drugs from at least two different HIV drug classes.

Treatment Simplification

SEE: Regimen Simplification

Treatment-Experienced

(Fig. 62)

When a person with HIV is currently taking or has previously taken antiretroviral (ARV) drugs.

Treatment-Naive

 (Fig. 62)

When a person with HIV has never taken antiretroviral (ARV) drugs.

Triglycerides

A type of fat in blood and adipose (fat) tissue.

Triple-Class Experienced

When a person with HIV has received antiretroviral (ARV) drugs from three drug classes.

Tropism

SEE: Viral Tropism

Trough Concentration

SEE: C_{\min}

Trough Level

SEE: C_{\min}

True Negative

A negative test result that correctly indicates that the condition being tested for is not present. For example, a true negative HIV test correctly indicates that a person does not have HIV.

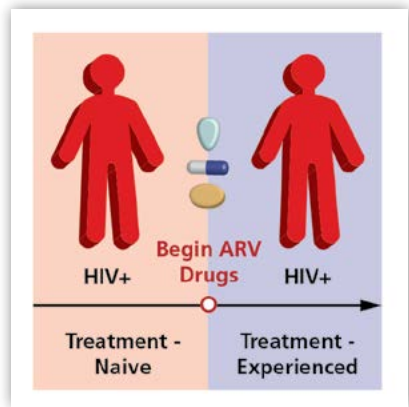


Figure 62

True Positive

A positive test result that correctly indicates that the condition being tested for is present. For example, a true positive HIV test correctly indicates that a person has HIV.

T-Tropic Virus

SEE: X4-Tropic Virus

Tuberculin Skin Test

SYNONYM(S): Mantoux Tuberculin Skin Test, Purified Protein Derivative Test

A screening test for tuberculosis (TB) performed by injecting a small amount of fluid (called tuberculin) just below the skin. A positive reaction 48 to 72 hours after the injection indicates that the person has been infected with TB bacteria. Additional tests are needed to determine whether the person has latent TB infection or TB disease. People with HIV infection or another medical problem that weakens the immune system should be tested for TB.

Tuberculosis (TB)

An infection caused by the bacteria *Mycobacterium tuberculosis* and *Mycobacterium bovis*. Tuberculosis (TB) is spread when a person with an active infection (TB disease) coughs, sneezes, speaks, or sings, and then a person nearby breathes in the bacteria. TB usually affects the lungs, but it can also affect other parts of the body, such as the kidneys, spine, and brain. There are two forms of TB: latent TB infection and TB disease. In people with HIV, TB is considered an AIDS-defining condition.

Tuberculosis Disease

The active form of tuberculosis (TB) infection. During TB disease, the bacteria multiply, become active, and make the person sick. A person with TB disease of the lungs can spread TB to others. TB disease primarily affects the lungs, but it can also affect other parts of the body, such as the kidneys, spine, and brain, and it can be fatal. Symptoms include a bad cough that lasts 3 weeks or longer, chest pain, coughing up blood or sputum, weakness, fatigue, loss of appetite, weight loss, fever, chills, and sweating at night. In people with HIV, TB disease is an AIDS-defining condition.

Undetectable Viral Load

(Fig. 63)

When the amount of HIV in the blood is too low to be detected with a viral load (HIV RNA) test. A person's viral load is considered "durably undetectable" when it remains undetectable for at least 6 months after a first undetectable test result. Antiretroviral (ARV) drugs may reduce a person's viral load to an undetectable level; however, that does not mean the person is cured. Some HIV, in the form of latent HIV reservoirs, remains inside cells and in body tissues.

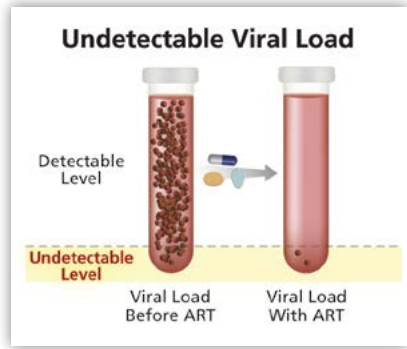


Figure 63

Urinalysis (UA)

SYNONYM(S): Urine Analysis, Urine Test

Physical, chemical, and microscopic examination of urine. Urinalysis can detect a specific substance, such as glucose or blood, in the urine—this can be helpful in diagnosing a disease or monitoring the body's response to treatment.

Urine Albumin

SEE: Proteinuria

Urine Analysis

SEE: Urinalysis

Urine Test

SEE: Urinalysis

Urogenital System

SEE: Genitourinary Tract

Urogenital Tract

SEE: Genitourinary Tract

A
B
C
D
E
F
G
H
I
J
K
L
M
N
O
P
Q
R
S
T
U
V
W
X
Y

Urolithiasis

Calculi (stones) in the urinary tract. Use of some antiretroviral (ARV) drugs may cause urolithiasis.

Urticaria

SYNONYM(S): Hives

Raised, swollen, itchy areas on the skin or mucous membranes, usually caused by an allergic reaction to a drug or food.

Vaccination

SYNONYM(S): Immunization

Giving a vaccine to stimulate a person's immune response. Vaccination can be intended either to prevent a disease (a preventive vaccine) or to treat a disease (a therapeutic vaccine).

Vaccine

SYNONYM(S): Inoculation

A substance administered to trigger an immune response against a particular disease. Most vaccines are designed to prevent a person from ever having a particular disease or to only have a mild case of the disease. However, therapeutic vaccines are intended to treat specific diseases. Although researchers are testing vaccines both to prevent and treat HIV/AIDS, no HIV vaccine is currently approved for use outside of clinical trials.

Vacuolar Myelopathy

A neurological disorder associated with advanced HIV infection. Vacuolar myelopathy causes the protective myelin sheath to pull away from nerve cells of the spinal cord, forming small holes (vacuoles) in nerve fibers. Symptoms of vacuolar myelopathy include weak and stiff legs and unsteadiness when walking.

Valley Fever

SEE: Coccidioidomycosis

Varicella Zoster Virus (VZV)

SYNONYM(S): Herpes Zoster, Human Herpesvirus 3

A type of herpesvirus that causes chicken pox. After initial infection with varicella zoster virus (VZV), the inactive (latent) form of the virus can remain in the body. If the latent virus becomes active again, it can cause shingles.

A
B
C
D
E
F
G
H
I
J
K
L
M
N
O
P
Q
R
S
T
U
V
W
X
Y

Vector

In genetically engineered vaccines, a vector is a bacterium or virus that transports antigen-coding genes into the body to provoke an immune response. (The vector itself does not provoke an immune response or cause disease.) A vector may also refer to an organism, especially an insect, that transmits disease-causing agents.

Venereal Warts

SEE: Genital Warts

Vertical Transmission

SEE: Perinatal Transmission

Viral Envelope Glycoprotein 120

SEE: gp120

Viral Envelope Glycoprotein 160

SEE: gp160

Viral Envelope Glycoprotein 41

SEE: gp41

Viral Evolution

The change in the genetic makeup of a virus population as the viruses mutate and multiply over time. HIV evolves rapidly because of its high mutation and replication rates. Antiretroviral therapy (ART) and the body's immune response can also influence HIV evolution.

Viral Latency

When a virus is present in the body but exists in a resting (latent) state without producing more virus. A latent viral infection usually does not cause any noticeable symptoms and can last a long period of time before becoming active and causing symptoms. HIV is capable of viral latency, as seen in the reservoirs of latent HIV-infected cells that persist in a person's body despite antiretroviral therapy (ART).

Viral Load (VL)

The amount of HIV in a sample of blood. Viral load (VL) is reported as the number of HIV RNA copies per milliliter of blood. An important goal of antiretroviral therapy (ART) is to suppress a person's VL to an undetectable level—a level too low for the virus to be detected by a VL test.

Viral Load Test

A laboratory test that measures the amount of HIV in a blood sample. Results are reported as the number of copies of HIV RNA per milliliter of blood. Examples of viral load tests include quantitative branched DNA (bDNA), reverse transcriptase-polymerase chain reaction (RT-PCR), and qualitative transcription-mediated amplification. Viral load tests are used to diagnose acute HIV infection, guide treatment choices, and monitor response to antiretroviral therapy (ART).

Viral Rebound (Fig. 64)

SYNONYM(S): Rebound

When a person on antiretroviral therapy (ART) has persistent, detectable levels of HIV in the blood after a period of undetectable levels. Causes of viral rebound can include drug resistance or poor adherence to an HIV treatment regimen.

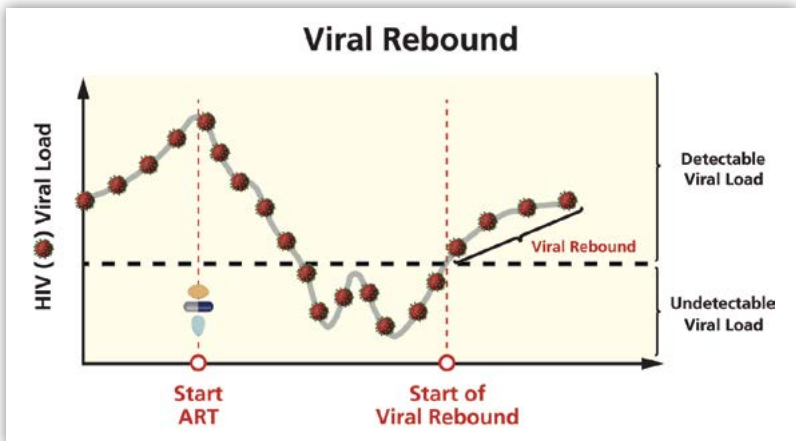


Figure 64

Viral Set Point

SEE: Set Point

Viral Suppression

SYNONYM(S): Virologic Control

When antiretroviral therapy (ART) reduces a person's viral load (HIV RNA) to an undetectable level. Viral suppression does not mean a person is cured; HIV still remains in the body. If ART is discontinued, the person's viral load will likely return to a detectable level.

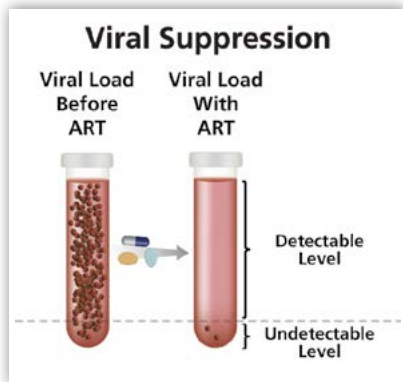


Figure 65

Viral Tropism

SYNONYM(S): Tropism

When HIV selectively attaches to a particular coreceptor on the surface of a host CD4 cell. HIV can attach to either the CCR5 coreceptor (R5-tropic) or the CXCR4 coreceptor (X4-tropic) or both (dual-tropic).

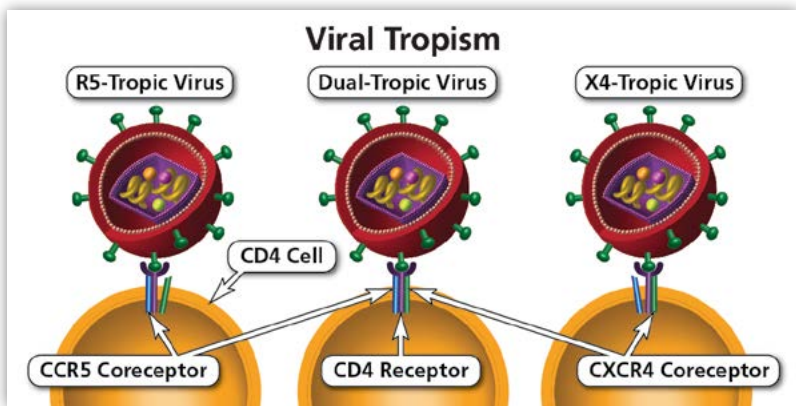


Figure 66

Viremia

The presence of viruses in the blood.

Viricide

SYNONYM(S): Virucide

A substance that can destroy or inactivate a virus.

Virologic Control

SEE: Viral Suppression

Virologic Failure

A type of HIV treatment failure. Virologic failure occurs when antiretroviral therapy (ART) fails to suppress and sustain a person's viral load to less than 200 copies/mL. Factors that can contribute to virologic failure include drug resistance, drug toxicity, and poor adherence to ART.

Virology

The study of viruses and viral diseases.

Virucide

SEE: Viricide

Virus

A microscopic infectious agent that requires a living host cell in order to replicate. Viruses often cause disease in humans, including measles, mumps, rubella, polio, influenza, and the common cold. HIV is the virus that causes AIDS.

Visceral Adipose Tissue (VAT)

SYNONYM(S): Intra-Abdominal Fat, Visceral Fat

Fat tissue located deep in the abdomen and around internal organs. The distribution of visceral adipose tissue (VAT) may be affected by HIV infection or the use of some antiretroviral (ARV) drugs.

Visceral Fat

SEE: Visceral Adipose Tissue

Wasting Syndrome

An involuntary loss of more than 10% of body weight (especially muscle mass), plus at least 30 days of either diarrhea or weakness and fever. HIV-associated wasting syndrome is an AIDS-defining condition.

Western Blot

A laboratory test that detects antibodies for HIV in the blood. The immune system responds to HIV infection by producing HIV antibodies.

White Blood Cell

SYNONYM(S): Leukocyte

A type of cell found in blood and lymph. White blood cells are key components of the immune system and help fight infection and disease. Examples of white blood cells include lymphocytes, neutrophils, eosinophils, macrophages, and mast cells.

Wild-Type Virus

The naturally occurring, non-mutated strain of a virus. When exposed to antiretroviral (ARV) drugs, wild-type HIV can develop mutations that make the virus resistant to specific HIV drugs. Most people with HIV are initially infected with wild-type virus; however, some people become infected with mutated, drug-resistant strains of HIV.

Window Period

The time period from exposure to HIV infection to when the body produces enough HIV antibodies to be detected by standard HIV tests. The length of the window period varies depending on the test used. During the window period, a person can have a negative result on an HIV test despite having HIV.

Women's Interagency HIV Study (WIHS)

Started in 1993, the Women's Interagency HIV Study (WIHS) is an ongoing federally funded study to investigate the impact of HIV infection in women. Participants in WIHS studies include women with and without HIV. Analysis of biological specimens and medical and behavioral data collected on WIHS participants has contributed to the understanding of HIV, AIDS, and the effects of antiretroviral therapy (ART) in women.

World Health Organization (WHO)

The agency of the United Nations that provides global leadership on health-related matters. Responsibilities of the World Health Organization (WHO) include shaping the global health research agenda, setting health standards, promoting evidence-based policy options, providing technical support to countries, and monitoring and assessing health trends.

A
B
C
D
E
F
G
H
I
J
K
L
M
N
O
P
Q
R
S
T
U
V
W
X
Y

X4-Tropic Virus (Fig. 67)

SYNONYM(S): T-Tropic Virus

A strain of HIV that enters and infects a host CD4 cell by attaching to the CXCR4 coreceptor on the CD4 cell. To enter a CD4 cell, HIV must first attach to a CD4 receptor, then attach to either the CCR5 or CXCR4 coreceptor, and finally fuse its membrane with the CD4 cell membrane. HIV is usually R5-tropic (uses CCR5) during the early stages of infection, but the virus may later switch to using either only CXCR4 (X4-tropic) or both CCR5 and CXCR4 (dual-tropic).

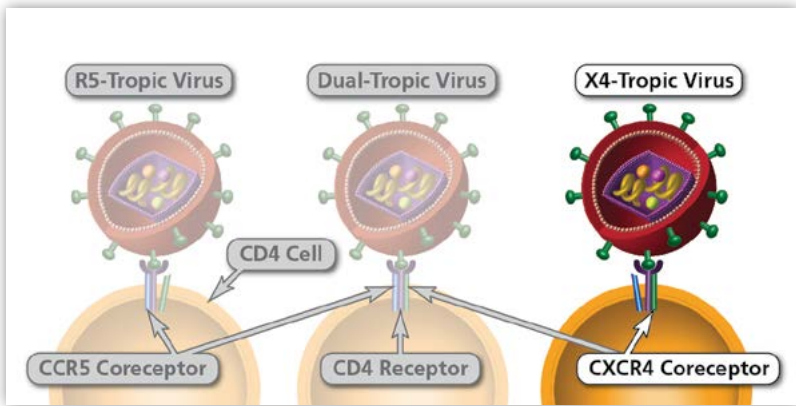


Figure 67

Yeast Infection

SEE: Candidiasis

A
B
C
D
E
F
G
H
I
J
K
L
M
N
O
P
Q
R
S
T
U
V
W
X
Y

Abbreviations and Acronyms

| | |
|-------------|--|
| ACTG | AIDS Clinical Trials Group |
| ADAP | AIDS Drug Assistance Program |
| ADC | AIDS Dementia Complex |
| AE | Adverse Event |
| AETC | AIDS Education and Training Center |
| AHRQ | Agency for Healthcare Research and Quality |
| AIDS | Acquired Immunodeficiency Syndrome |
| ALP | Alkaline Phosphatase |
| ALT | Alanine Aminotransferase |
| APC | Antigen-Presenting Cell |
| ART | Antiretroviral Therapy |
| ARV | Antiretroviral |
| ASO | AIDS Service Organization |
| AST | Aspartate Aminotransferase |
| ATN | Antiretroviral Toxic Neuropathy |
| AUC | Area Under the Curve |
| AVN | Avascular Necrosis |
| B2M | Beta-2 Microglobulin |
| bDNA | Quantitative Branched DNA Assay |
| bNAb | Broadly Neutralizing Antibody |
| BRM | Biological Response Modifier |
| CAM | Complementary and Alternative Medicine |
| CBC | Complete Blood Count |
| CBO | Community-Based Organization |
| CDC | Centers for Disease Control and Prevention |

| | |
|-----------------|--|
| CDC-NPIN | Centers for Disease Control and Prevention-National Prevention Information Network |
| CHD | Coronary Heart Disease |
| CIDP | Chronic Inflammatory Demyelinating Polyneuropathy |
| CMP | Comprehensive Metabolic Panel |
| CMS | Centers for Medicare and Medicaid Services |
| CMV | Cytomegalovirus |
| CNS | Central Nervous System |
| CSF | Cerebrospinal Fluid |
| CYP450 | Cytochrome P450 |
| DAIDS | Division of Acquired Immunodeficiency Syndrome |
| DEXA | Dual Energy X-Ray Absorptiometry |
| DNA | Deoxyribonucleic Acid |
| DOT | Directly Observed Therapy |
| DSMB | Data and Safety Monitoring Board |
| DSP | Distal Sensory Polyneuropathy |
| DXA | Dual Energy X-Ray Absorptiometry |
| EBV | Epstein-Barr Virus |
| EC | Enteric-Coated |
| EF | Eosinophilic Folliculitis |
| ELISA | Enzyme-Linked Immunosorbent Assay |
| ESLD | End-Stage Liver Disease |
| ESRD | End-Stage Renal Disease |
| FDA | Food and Drug Administration |
| FDC | Fixed-Dose Combination |
| GART | Genotypic Antiretroviral Resistance Test |
| GBS | Guillain-Barré Syndrome |
| G-CSF | Granulocyte-Colony Stimulating Factor |

| | |
|----------------|--|
| GGT | Gamma-Glutamyl Transpeptidase |
| GI | Gastrointestinal |
| GM-CSF | Granulocyte Macrophage-Colony Stimulating Factor |
| HAND | HIV-Associated Neurocognitive Disorders |
| HBV | Hepatitis B Virus Infection |
| HCV | Hepatitis C Virus Infection |
| hGH | Human Growth Hormone |
| HHS | Department of Health and Human Services |
| HIV | Human Immunodeficiency Virus |
| HIVAN | HIV-Associated Nephropathy |
| HPTN | HIV Prevention Trials Network |
| HPV | Human Papillomavirus |
| HRSA | Health Resources and Services Administration |
| HTLV-I | Human T-Cell Lymphotropic Virus Type I |
| HVTN | HIV Vaccine Trials Network |
| ICSI | Intracytoplasmic Sperm Injection |
| IFN | Interferon |
| IHS | Indian Health Service |
| IL-2 | Interleukin-2 |
| IL-7 | Interleukin-7 |
| IM | Intramuscular |
| IND | Investigational New Drug Application |
| INSIGHT | International Network for Strategic Initiatives in Global HIV Trials |
| INSTI | Integrase Strand Transfer Inhibitor |
| IRB | Institutional Review Board |
| IRIS | Immune Reconstitution Inflammatory Syndrome |
| ITP | Immune Thrombocytopenia |

| | |
|---------------|--|
| IUI | Intrauterine Insemination |
| IV | Intravenous |
| IVF | In Vitro Fertilization |
| IVIG | Intravenous Immunoglobulin |
| KPS | Karnofsky Performance Status |
| KS | Kaposi Sarcoma |
| KSHV | Kaposi Sarcoma-Associated Herpesvirus |
| LGE | Linear Gingival Erythema |
| LGV | Lymphogranuloma Venereum |
| LIP | Lymphoid Interstitial Pneumonitis |
| LTBI | Latent Tuberculosis Infection |
| LTNP | Long-Term Nonprogressors |
| MACS | Multicenter AIDS Cohort Study |
| MTCT | Mother-to-Child Transmission |
| m-DOT | Modified Directly Observed Therapy |
| MDR-TB | Multidrug-Resistant Tuberculosis |
| MEMS | Medication Event Monitoring System |
| MRI | Magnetic Resonance Imaging |
| mRNA | Messenger RNA |
| MTN | Microbicide Trials Network |
| NAT | Nucleic Acid Test |
| NCCIH | National Center for Complementary and Integrative Health |
| NCI | National Cancer Institute |
| NDA | New Drug Application |
| NHL | Non-Hodgkin Lymphoma |
| NIAID | National Institute of Allergy and Infectious Diseases |
| NIH | National Institutes of Health |

| | |
|------------------|--|
| NLM | National Library of Medicine |
| NM | Nemaline Rod Myopathy |
| NNRTI | Non-Nucleoside Reverse Transcriptase Inhibitor |
| nPEP | Non-Occupational Post-Exposure Prophylaxis |
| NRTI | Nucleoside Reverse Transcriptase Inhibitor |
| NSAID | Non-Steroidal Anti-Inflammatory Drug |
| NtRTI | Nucleotide Reverse Transcriptase Inhibitor |
| OAR | Office of AIDS Research |
| OBT | Optimized Background Therapy |
| OHL | Oral Hairy Leukoplakia |
| OI | Opportunistic Infection |
| OMH | Office of Minority Health |
| oPEP | Occupational Post-Exposure Prophylaxis |
| PACTG | Pediatric AIDS Clinical Trials Group |
| PACTG 076 | Pediatric AIDS Clinical Trials Group 076 |
| PBMC | Peripheral Blood Mononuclear Cell |
| PCR | Polymerase Chain Reaction |
| PEP | Post-Exposure Prophylaxis |
| PEPFAR | President's Emergency Plan for AIDS Relief |
| PGL | Persistent Generalized Lymphadenopathy |
| PI | Protease Inhibitor |
| PID | Pelvic Inflammatory Disease |
| PLWHA | People Living with HIV/AIDS |
| PML | Progressive Multifocal Leukoencephalopathy |
| PNS | Peripheral Nervous System |
| PrEP | Pre-Exposure Prophylaxis |
| RNA | Ribonucleic Acid |
| RT | Reverse Transcriptase |

| | |
|---------------|---|
| RT-PCR | Reverse Transcriptase-Polymerase Chain Reaction-Based Assay |
| SAMHSA | Substance Abuse and Mental Health Services Administration |
| SAT | Self-Administered Therapy |
| SAT | Subcutaneous Adipose Tissue |
| SC | Subcutaneous |
| SGPT | Serum Glutamate Pyruvate Transaminase |
| SIV | Simian Immunodeficiency Virus |
| SJS | Stevens-Johnson Syndrome |
| SMR | Sexual Maturity Rating |
| STD | Sexually Transmitted Disease |
| STI | Sexually Transmitted Infection |
| Sub-Q | Subcutaneous |
| TasP | Treatment as Prevention |
| TB | Tuberculosis |
| TDM | Therapeutic Drug Monitoring |
| TEN | Toxic Epidermal Necrolysis |
| TI | Therapeutic Index |
| UA | Urinalysis |
| VAT | Visceral Adipose Tissue |
| VL | Viral Load |
| VZV | Varicella Zoster Virus |
| WHO | World Health Organization |
| WIHS | Women’s Interagency HIV Study |
| XDR-TB | Extensively Drug-Resistant Tuberculosis |

Glossary Images

| | |
|--|----|
| Acquired Immunity (Fig. 1) | 1 |
| Acquired Immunodeficiency Syndrome (AIDS) (Fig. 2) | 2 |
| Active Immunity (Fig. 3)..... | 3 |
| Acute HIV Infection (Fig. 4)..... | 3 |
| Adherence (Fig. 5)..... | 4 |
| AIDS Case Definition (Fig. 6)..... | 5 |
| AIDS-Defining Condition (Fig. 7)..... | 7 |
| Antepartum (Fig. 8)..... | 8 |
| Approved Drug (Fig. 9)..... | 11 |
| Area Under the Curve (AUC) (Fig. 10)..... | 12 |
| Assembly (Fig. 11)..... | 13 |
| Backbone (Fig. 12)..... | 15 |
| Binding (Fig. 13)..... | 17 |
| Boosting (Fig. 14)..... | 19 |
| Budding (Fig. 15)..... | 20 |
| Capsid (Fig. 16)..... | 22 |
| CCR5 (Fig. 17)..... | 23 |
| CCR5 Antagonist (Fig. 17)..... | 23 |
| CD4 Receptor (Fig. 18)..... | 25 |
| Chronic HIV Infection (Fig. 19)..... | 30 |
| Clinical Trial (Fig. 20)..... | 32 |
| C _{max} (Fig. 21)..... | 33 |
| C _{min} (Fig. 21)..... | 33 |
| Cohort (Fig. 22)..... | 34 |
| Concordant Couple (Fig. 23)..... | 36 |
| Coreceptor (Fig. 24)..... | 38 |
| CXCR4 (Fig. 25)..... | 41 |
| Discordant Couple (Fig. 26)..... | 46 |
| Drug Interaction (Fig. 27)..... | 50 |
| Drug-Drug Interaction (Fig. 28)..... | 51 |
| Drug-Food Interaction (Fig. 29)..... | 51 |
| Dual-Tropic Virus (Fig. 30)..... | 53 |
| Envelope (Fig. 31)..... | 56 |
| Fixed-Dose Combination (Fig. 32)..... | 61 |

| | |
|--|-----|
| Formulation (Fig. 33) | 62 |
| Fusion (Fig. 34) | 62 |
| Fusion Inhibitor (Fig. 35) | 63 |
| Half-Life (Fig. 36) | 69 |
| HIV Continuum of Care (Fig. 37) | 74 |
| HIV Progression (Fig. 38) | 75 |
| Human Immunodeficiency Virus (HIV) (Fig. 39) | 79 |
| Immune System (Fig. 40) | 84 |
| Immunity (Fig. 41) | 85 |
| In Vitro (Fig. 42) | 87 |
| In Vivo (Fig. 42) | 87 |
| Integrase (Fig. 43) | 90 |
| Integrase Strand Transfer Inhibitor (INSTI) (Fig. 43) | 90 |
| Integration (Fig. 44) | 91 |
| Intrapartum (Fig. 45) | 94 |
| Life Cycle (Fig. 46) | 101 |
| Long-Term Nonprogressors (LTNP) (Fig. 47) | 104 |
| Non-Nucleoside Reverse Transcriptase Inhibitor (NNRTI) (Fig. 48) | 122 |
| Nucleoside Reverse Transcriptase Inhibitor (NRTI) (Fig. 48) | 122 |
| Passive Immunity (Fig. 49) | 130 |
| Perinatal Transmission (Fig. 50) | 133 |
| Pharmacokinetic Enhancers (Fig. 51) | 134 |
| Pharmacokinetics (Fig. 52) | 135 |
| Phase 1 Trial (Fig. 53) | 136 |
| Phase 2 Trial (Fig. 53) | 136 |
| Phase 3 Trial (Fig. 53) | 136 |
| Phase 4 Trial (Fig. 53) | 136 |
| Postpartum (Fig. 54) | 140 |
| Preclinical (Fig. 55) | 141 |
| Protease (Fig. 56) | 145 |
| Protease Inhibitor (PI) (Fig. 56) | 145 |
| R5-Tropic Virus (Fig. 57) | 148 |
| Regimen Simplification (Fig. 58) | 151 |
| Replication (Fig. 59) | 152 |
| Reverse Transcriptase (RT) (Fig. 60) | 154 |
| Reverse Transcription (Fig. 60) | 154 |
| Therapeutic Index (TI) (Fig. 61) | 170 |

| | |
|---|-----|
| Treatment-Experienced (Fig. 62) | 173 |
| Treatment-Naive (Fig. 62) | 173 |
| Undetectable Viral Load (Fig. 63) | 175 |
| Viral Rebound (Fig. 64) | 179 |
| Viral Suppression (Fig. 65) | 180 |
| Viral Tropism (Fig. 66) | 180 |
| X4-Tropic Virus (Fig. 67) | 184 |

Sponsors

National Institutes of Health (NIH)

Office of AIDS Research (OAR)

oar.nih.gov/

National Institute of Allergy and Infectious Diseases (NIAID)

niaid.nih.gov

National Library of Medicine (NLM)

nlm.nih.gov

Health Resources and Services Administration (HRSA)

hrsa.gov

Centers for Disease Control and Prevention (CDC)

cdc.gov

AIDSinfo.nih.gov

Stay Connected

E-Newsletter: aidsinfo.nih.gov/e-news

Facebook: facebook.com/AIDSinfo

Twitter: @AIDSinfo



Contact Us

Telephone: 800-448-0440

International: 301-315-2816

TTY: 888-480-3739

Fax: 301-315-2818

Email: ContactUs@aidsinfo.nih.gov

P.O. Box 4780

Rockville, MD 20849-6303



National Library
of Medicine

