

South Sudan - Refugees Statistics

as of 30 November 2019



KEY FIGURES

297,947
total refugee population

98%
Living in camps and settlements

292,742

83%
Are Women and Children

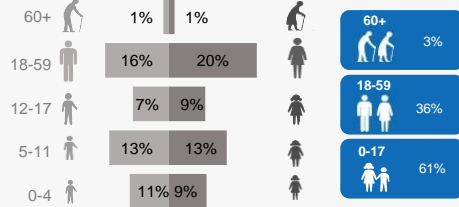
66,886
Households

2%
Living in urban areas

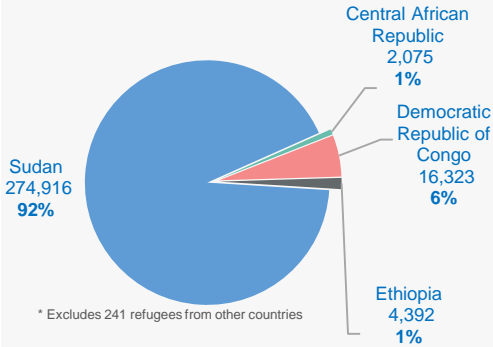
5,205

53%
Are female

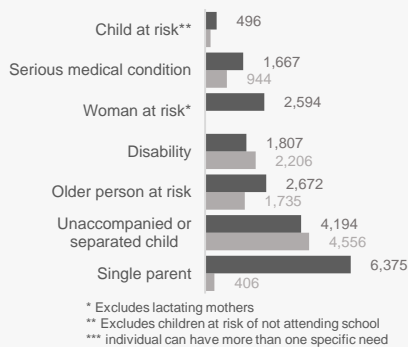
Age and gender breakdowns



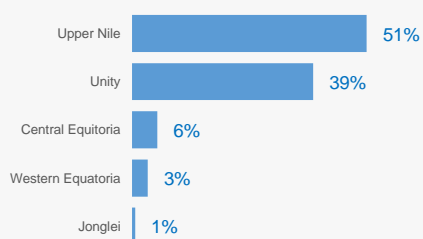
Main countries of origin*



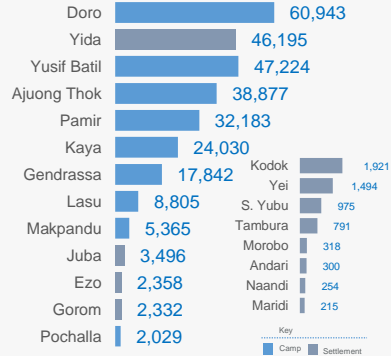
Main Specific needs



States hosting refugees



Refugee locations



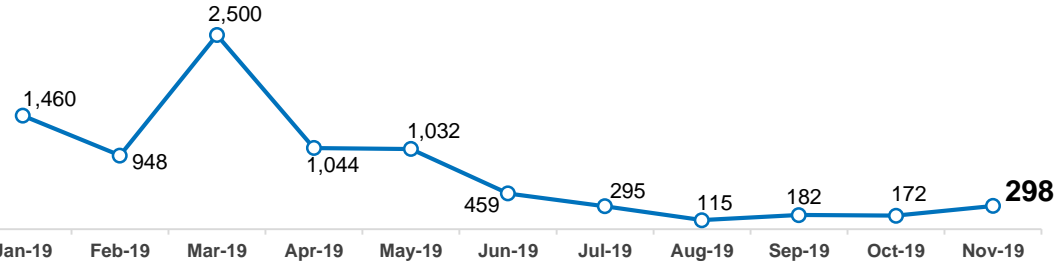
Our Partners

CRA, AAHI, ACROSS, ACTED, AHA, CARE, CRA, DRC, HDC, IMC, IRC, LWF, RI, SCI, SP, UMCOR, JRS and WVI.

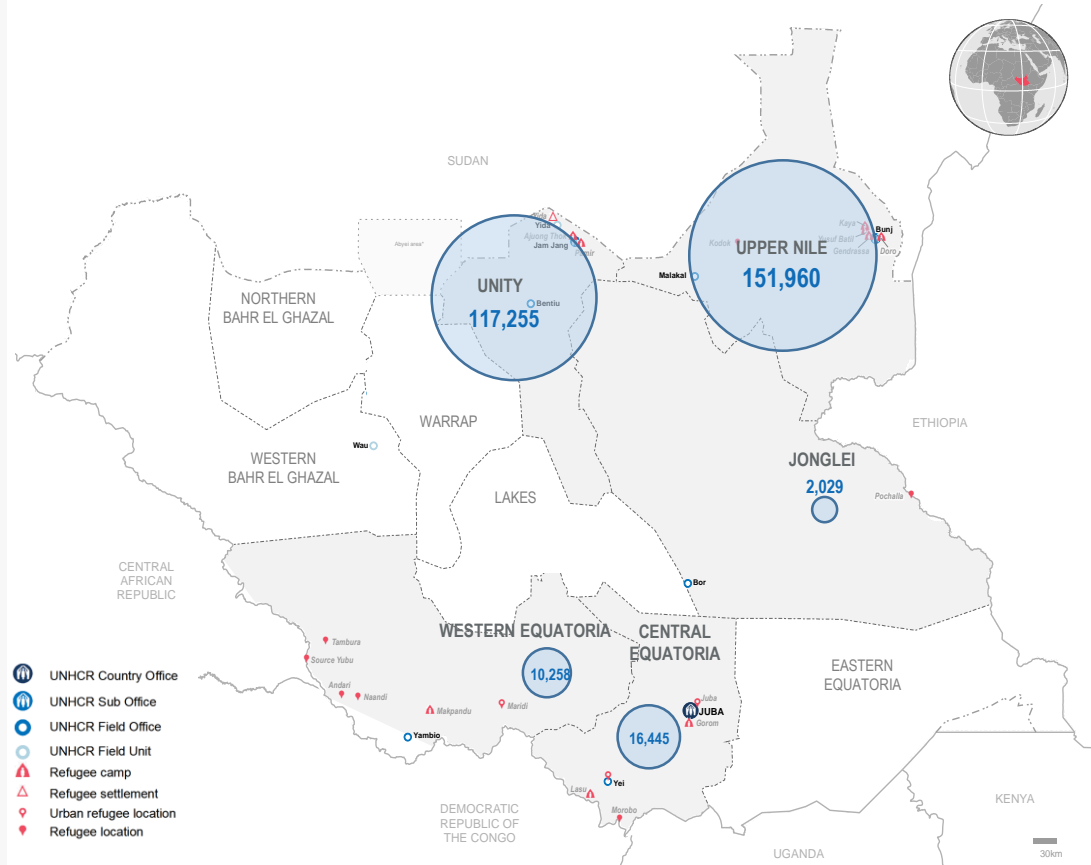
Notes: In addition to 297,947 refugees, South Sudan hosts 3,642 asylum seekers (Juba -3,604; Makpandu- 34; Maban-1; Pamir -3).

New arrivals trends

November 2018 – November 2019



Note: In 2019 so far, a total of 8,505 newly arrived refugees were registered.



South Sudan Refugee statistics: Population by Location, Sex and Age Group

as of the 30-November-2019



State	Location	0 - 4 years			5 - 11 years			12 - 17 years			18 - 59 years			60 years +			Total			Households		
		F	M	Total	F	M	Total	F	M	Total	F	M	Total	F	M	Total	F	M	Total	F	M	Total
Upper Nile	Doro	5,490	5,738	11,228	8,175	8,663	16,838	4,996	5,124	10,120	12,226	9,352	21,578	649	530	1,179	31,536	29,407	60,943	7,624	6,012	13,636
	Kaya	2,141	2,353	4,494	2,995	3,145	6,140	1,911	1,787	3,698	5,015	3,590	8,605	474	619	1,093	12,536	11,494	24,030	2,758	2,469	5,227
	Yusuf Batil	4,348	4,522	8,870	5,939	6,231	12,170	3,726	3,694	7,420	9,381	7,406	16,787	893	1,084	1,977	24,287	22,937	47,224	4,787	4,611	9,398
	Gendrassa	1,404	1,458	2,862	2,338	2,445	4,783	1,537	1,403	2,940	3,708	2,842	6,550	329	378	707	9,316	8,526	17,842	2,134	1,819	3,953
	Kodok	1	0	1	336	326	662	189	174	363	451	373	824	38	33	71	1,015	906	1,921	327	213	540
	Total	13,384	14,071	27,455	19,783	20,810	40,593	12,359	12,182	24,541	30,781	23,563	54,344	2,383	2,644	5,027	78,690	73,270	151,960	17,630	15,124	32,754
Unity State	Ajounk Thok	3,601	3,652	7,253	5,057	5,121	10,178	3,564	3,902	7,466	7,402	6,043	13,445	321	214	535	19,945	18,932	38,877	4,756	2,913	7,669
	Pamir	3,499	3,576	7,075	4,406	4,412	8,818	2,856	2,712	5,568	6,319	3,958	10,277	280	165	445	17,360	14,823	32,183	5,093	1,963	7,056
	Yida	4,144	4,263	8,407	7,423	7,454	14,877	4,487	4,042	8,529	10,067	3,650	13,717	418	247	665	26,539	19,656	46,195	6,908	1,977	8,885
	Total	11,244	11,491	22,735	16,886	16,987	33,873	10,907	10,656	21,563	23,788	13,651	37,439	1,019	626	1,645	63,844	53,411	117,255	16,757	6,853	23,610
Central Equatoria	Gorom	204	200	404	251	273	524	158	186	344	489	527	1,016	32	12	44	1,134	1,198	2,332	373	447	820
	Juba	109	102	211	199	194	393	126	111	237	427	2,132	2,559	6	90	96	867	2,629	3,496	227	2,141	2,368
	Lasu	306	332	638	1,264	1,226	2,490	776	766	1,542	2,028	1,744	3,772	236	127	363	4,610	4,195	8,805	1,265	1,206	2,471
	Morobo	11	13	24	52	56	108	27	35	62	67	48	115	3	6	9	160	158	318	38	41	79
	Yei	107	121	228	164	207	371	125	130	255	259	351	610	15	15	30	670	824	1,494	234	312	546
	Total	737	768	1,505	1,930	1,956	3,886	1,212	1,228	2,440	3,270	4,802	8,072	292	250	542	7,441	9,004	16,445	2,137	4,147	6,284
Jonglei State	Pochalla	174	196	370	223	267	490	192	227	419	548	146	694	46	10	56	1,183	846	2,029	436	88	524
	Total	174	196	370	223	267	490	192	227	419	548	146	694	46	10	56	1,183	846	2,029	436	88	524
Western Equatoria	Andari	9	8	17	44	50	94	19	16	35	82	52	134	8	12	20	162	138	300	60	61	121
	Ezo	25	32	57	247	274	521	171	156	327	787	495	1,282	88	83	171	1,318	1,040	2,358	561	426	987
	Makpandu	467	521	988	628	582	1,210	305	289	594	1,202	1,227	2,429	63	81	144	2,665	2,700	5,365	789	1,087	1,876
	Maridi	5	2	7	30	30	60	20	21	41	45	60	105	0	2	2	100	115	215	31	52	83
	Naandi	7	5	12	39	36	75	22	28	50	52	49	101	7	9	16	127	127	254	39	45	84
	Source yubu	14	17	31	148	173	321	78	77	155	280	157	437	15	16	31	535	440	975	196	125	321
	Tambura	21	25	46	145	146	291	70	68	138	194	110	304	8	4	12	438	353	791	147	95	242
	Total	548	610	1,158	1,281	1,291	2,572	685	655	1,340	2,642	2,150	4,792	189	207	396	5,345	4,913	10,258	1,823	1,891	3,714
Grand total		26,087	27,136	53,223	40,103	41,311	81,414	25,355	24,948	50,303	61,029	44,312	105,341	3,929	3,737	7,666	156,503	141,444	297,947	38,783	28,103	66,886

Asylum Seekers Population by Country of Origin, Sex and Age Group in South Sudan



as of the 30-November-2019

Country of Origin	Location	Principal Applicants			Persons																	
		Total Cases	Female headed		0 - 4 years			5 - 11 years			12 - 17 years			18 - 59 years			60 years +			Total		
			Cases	%	F	M	T	F	M	T	F	M	T	F	M	T	F	M	T	F	M	T
BURUNDI	Juba	721	19	3%	20	13	33	9	9	18	3	4	7	70	703	773	0	0	0	102	729	831
	Total	721	19	3%	20	13	33	9	9	18	3	4	7	70	703	773	-	-	-	102	729	831
CHAD	Juba	2	-	0%	-	-	-	-	-	-	-	-	-	-	2	2	-	-	-	-	2	2
	Total	2	-	3%	-	-	-	-	-	-	-	-	-	-	-	-	-	-	-	-	2	2
CAMEROON	Juba	2	-	0%	-	-	-	-	-	-	-	-	-	-	2	2	-	-	-	-	2	2
	Makpandu	1	-	0%	-	-	-	-	-	-	-	-	-	-	1	1	-	-	-	-	1	1
	Total	3	-	0%	-	-	-	-	-	-	-	-	-	-	3	3	-	-	-	-	3	3
ERITREA	Juba	1,852	357	18%	100	135	235	36	39	75	1	8	9	518	1,474	1,992	6	52	58	661	1,708	2,369
	Makpandu	19	-	0%	-	3	3	-	3	3	-	-	-	2	19	21	-	-	-	2	25	27
	Total	1,871	357	19%	100	138	238	36	42	78	1	8	9	520	1,493	2,013	6	52	58	663	1,733	2,396
ETHIOPIA	Doro	1	-	0%	-	-	-	-	-	-	-	-	-	-	1	1	-	-	-	-	1	1
	Juba	257	56	18%	11	17	28	8	5	13	1	-	1	106	200	306	-	2	2	126	224	350
	Makpandu	5	-	0%	-	-	-	-	-	-	-	-	-	-	5	5	-	-	-	-	5	5
	Total	263	56	21%	11	17	28	8	5	13	1	-	1	106	206	312	-	2	2	126	230	356
SOMALIA	Juba	30	1	3%	-	-	-	-	-	-	-	-	-	1	29	30	-	-	-	1	29	30
	Makpandu	1	-	0%	-	-	-	-	-	-	-	-	-	-	1	1	-	-	-	-	1	1
	Total	31	1	3%	-	-	-	-	-	-	-	-	-	1	30	31	-	-	-	1	30	31
SUDAN	Juba	7	-	0%	-	1	1	-	-	-	-	-	-	1	5	6	-	2	2	1	8	9
	Pamir	-	-	0%	-	-	-	-	-	-	-	-	-	-	3	3	-	-	-	-	3	3
	Total	7	-	0%	-	1	1	-	-	-	-	-	-	1	8	9	-	2	2	1	11	12
SYRIA	Juba	1	-	0%	-	-	-	-	-	-	-	-	-	-	1	1	-	-	-	-	1	1
	Juba	1	-	0%	-	-	-	-	-	-	-	-	-	-	1	1	-	-	-	-	1	1
DRC	Juba	4	-	0%	2	-	2	-	-	-	-	-	-	1	4	5	-	-	-	3	4	7
Yemen	Juba	2	-	0%	-	-	-	-	-	-	-	-	-	-	2	2	-	-	-	-	2	2
	Total	8	-	0%	2	-	2	-	-	-	-	-	-	1	8	9	-	-	-	3	8	11
Grand Total		2,906	433	14.90%	133	169	302	53	56	109	5	12	17	699	2,451	3,150	6	56	62	896	2,746	3,642