

FACT SHEET

UZBEKISTAN (REPUBLIC OF)

Territory: 448,970 sq. km.

Source: *Uzbekistan in Figures 2014, State Committee on Statistics, Republic of Uzbekistan*

Borders: Afghanistan: 137 km,
 Kazakhstan: 2,203 km,
 Kyrgyzstan: 1,099 km,
 Tajikistan: 1,161 km,
 Turkmenistan: 1,621 km

Source: *State Committee of the Republic of Uzbekistan on Statistics*¹



UN estimates of population (thousands)						
	2011	2012	2013	2014	2015	2016
Total	28,158	28,592	29,033	29,470	29,893	30,300
15-64 aged	18,718	19,063	19,394	19,699	19,976	20,213

Source: *UN World Population Prospects, the 2015 Revision*

National estimates of resident population (thousands)						
	1 Jan 2012	1 Jan 2013	1 Jan 2014	1 Jan 2015	1 Jan 2016	1 Jan 2017 ²
Total	29,555.4	29,993.5	30,492.8	31,022.5	31,575.3	32,121.1

Source: *State Committee of the Republic of Uzbekistan on Statistics*³

DRUG SEIZURES

Seizures of illicit drugs and psychotropic substances (kg)					
	2012	2013	2014	2015	2016
Opioids:					
Heroin	261.5	121.6	106.5	147.9	107.76
Opium	770.0	851.3	881.9	882.2	1,446.82
Poppy plants:					
Poppy straw	330.0	336.3	406.3	204.7	862.84
Cannabis-type:					
Marijuana (herb)	1,451.2	873.5	802.9	1,025.1	883.23
Hashish (resin)	230.7	143.3	99.9	250.2	241.15
Cocaine-type:					
Cocaine salts	0	0	0	n/a	n/a
New Psychoactive Substances (NPS):					
NPS, total (grams)	0	0	0	8.6	579.1

¹ <https://stat.uz/en/vy-znaete>

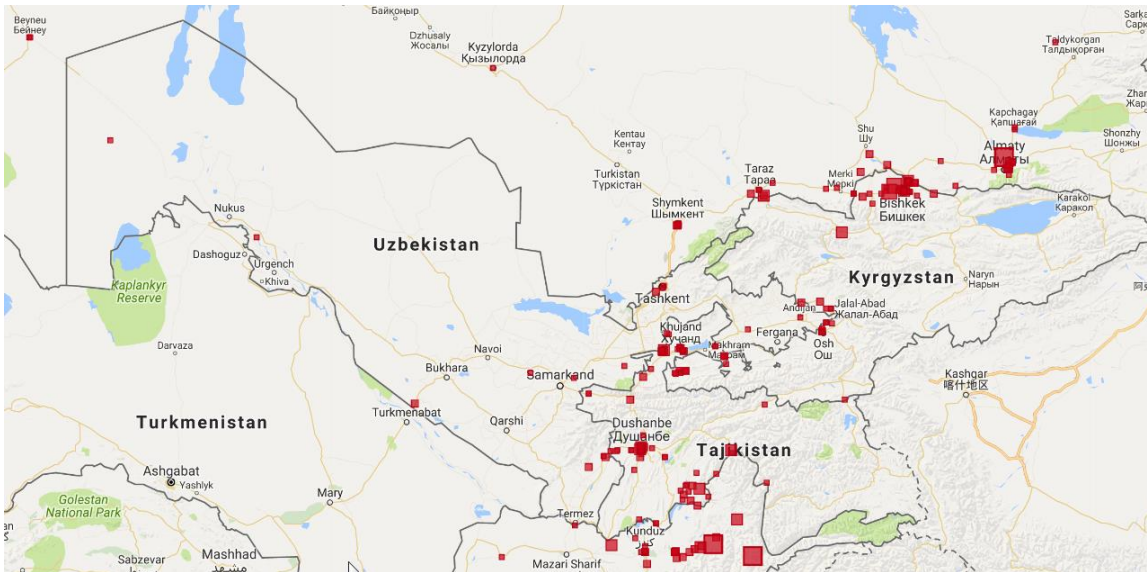
² <http://www.stat.uz/en/press-sluzhba/novosti-gks/972-the-demographic-situation-in-the-republic-of-uzbekistan-2>

³ <http://www.stat.uz/en/uploads/econom/demograf/Number%20of%20resident%20population.xls>

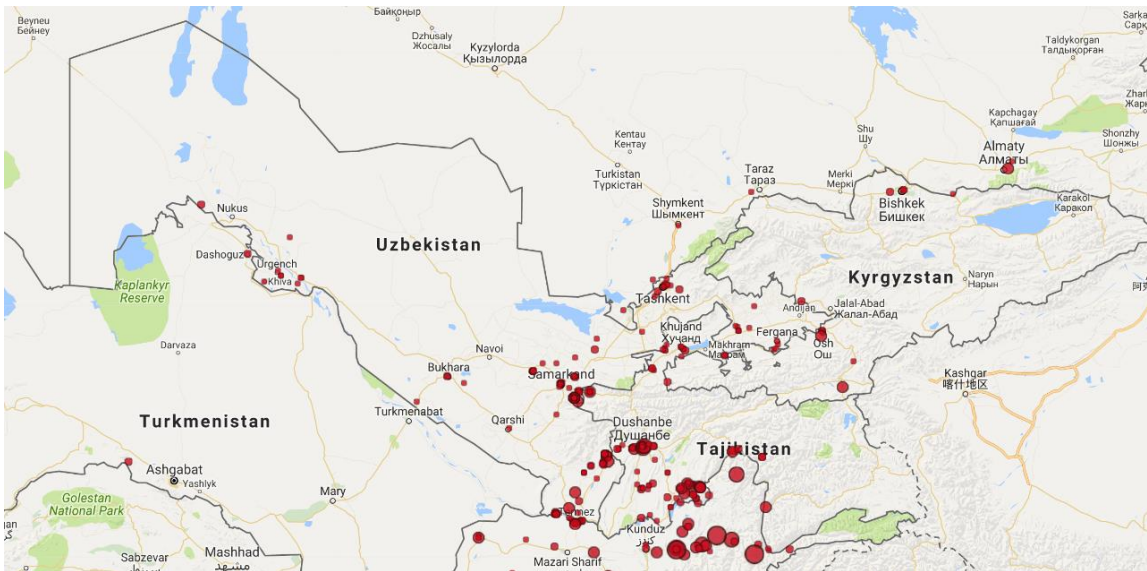
Seizures of illicit drugs and psychotropic substances (kg)					
	2012	2013	2014	2015	2016
<i>Non-specified:</i>					
Psychotropic substances	1,061 grams 14,442 tabs 60 ampules ⁴	455 grams 15,009 tabs 150 ampules ⁵	178 grams 18,596 tabs 1 ampule ⁶	457 gr 7,184 tabs 91 ampules	184 gr 19,277 tabs ⁷

Source: National Information-Analytical Center on Drug Control under the Cabinet of Ministers on the Republic of Uzbekistan (NCDC), UNODC Annual Report Questionnaires

Heroin seizures in Uzbekistan and neighbouring countries, 2015-2016



Opium seizures in Uzbekistan and neighbouring countries, 2015 –2016



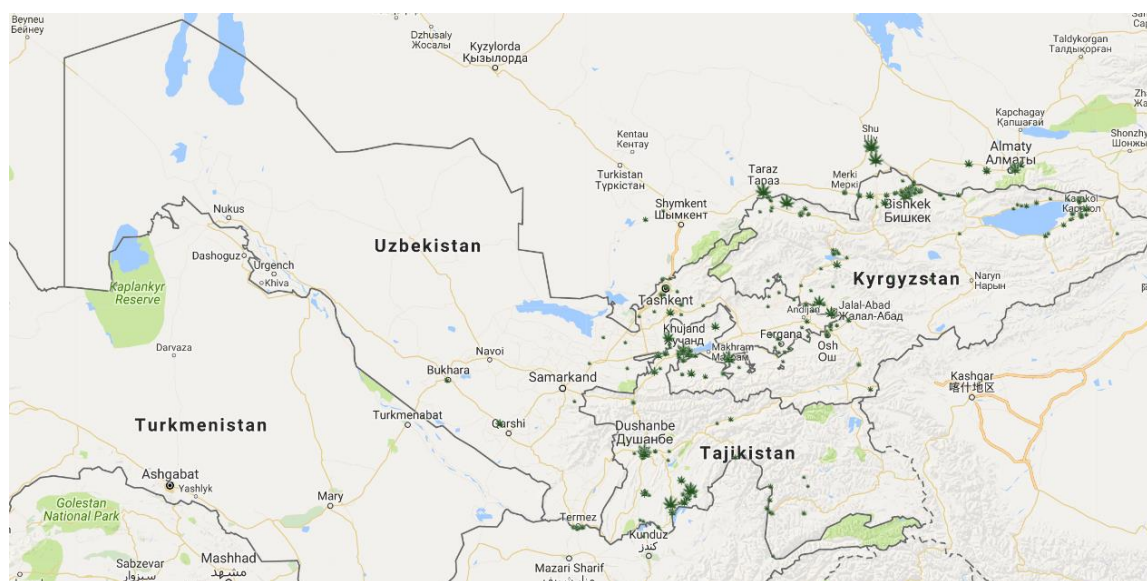
⁴ Statistical information for 2012-2013 provided by the government of the Republic of Uzbekistan to CARICC

⁵ Statistical information for 2013-2014 provided by the government of the Republic of Uzbekistan to UNODC ROCA

⁶ ibid

⁷ Statistical information for 2015-2016 provided by the government of the Republic of Uzbekistan to UNODC ROCA

Cannabis seizures in the Republic of Uzbekistan, 2015 –2016



Source (for all maps): DRUGS MONITORING PLATFORM, joint online platform of AOTP and Paris Pact programmes, <http://drugsmonitoring.unodc-roca.org>.

Note: Information on seizure cases registered in Turkmenistan is not available.

Seizures of illicit precursors and other substances					
	2012	2013	2014	2015	2016
Acetic anhydride (lt)	-	-	-	-	-
Sulphuric acid (lt)	126	-	1,610	7,800 ⁸	-
Hydrochloric acid (lt)	-	-	-	6,000 ⁹	-
Potassium permanganate (kg)	0.4	160.3	52.3	32.7	1.74
Acetone (lt)	120	-	-	10.5	1.5

Source: National Information-Analytical Center on Drug Control, Central Asian Regional Information and Coordination Centre for combating the illicit trafficking of narcotic drugs (CARICC)

"Black Poppy" operations conducted by law enforcement agencies of Uzbekistan ¹⁰					
	2012	2013	2014	2015	2016
Police officers involved	> 10,000	> 10,000	> 10,000	≈ 10,000	n/a
Representatives of the community and local governments involved	≈7,000	≈7,000	n/a	≈ 5,000	n/a
Revealed cases of illicit cultivation	1,211	1,223	1,125	1,049	1,070
Opium poppy	500	610	409	469	n/a
Cannabis	711	613	716	580	n/a
Criminal cases reported	3,093	3,101	2,900	2,687	2,659
Total area eradicated (sq.m)	12,316	10,357	6,692	5,132	4,933
Opium poppy (sq.m)	4,935	6,457	3,266	3,172	n/a
Cannabis (sq.m)	7,381	3,900	3,426	1,960	n/a

⁸ On 1 July 2015, officers of the State Customs Committee seized 7,800 litres of 37.36% sulphuric acid at the "Alat" Custom Post of Bukhara province. The route of the cargo was from Iran to Tajikistan. Transit through Uzbekistan was carried out as deliberate concealment of substance without appropriate permits.

⁹ On 25 April 2015, officers of the State Customs Committee seized 6,000 litres of "Ferrolin 8623" (cleaning product) containing hydrochloric acid at the Customs Post "Saryosiyov" of Surkhandariya province. The route of the cargo was from Turkey to Tajikistan. Transit through Uzbekistan was carried out as deliberate concealment of substance without appropriate permits.

¹⁰ Law enforcement agencies of Uzbekistan conduct the annual two-phase "Black Poppy" eradication campaign (1st phase – from May till June, 2nd phase – from August till September) in order to reveal and destroy illicitly cultivated opium and cannabis. During this campaign, law enforcement agencies also reveal cases connected with sale, storage and use of drugs.

“Black Poppy” operations conducted by law enforcement agencies of Uzbekistan¹⁰					
	2012	2013	2014	2015	2016
Seized drugs (kg)	1,279	785	852	621	1,321
Kuknar (poppy straw, kg)	318	282.2	363.8	145.5	760
Cannabis (kg)	871	472.4	461.8	437.4	462.2
Heroin (kg)	56	14.1	0.111	0.761	3.4
Opium (kg)	7	9.2	13.8	28.8	49.3
Hashish (kg)	27	7.3	12.7	8.1	45.9

Source: National Information-Analytical Center on Drug Control

DRUG PRICES AND DRUG PURITY

Wholesale prices of illicit drugs (USD per kg)					
	2012	2013	2014	2015	2016
Heroin (unknown purity)	10,000-35,000	8,000-50,000	15,000-30,000	15,000-30,000	15,000-30,000
Opium	1,300-18,000	1,000-10,000	1,500-20,000	1,500-20,000	3,000-18,000
Marijuana (herb)	500-5,000	500-4,000	300-5,000	300-5,000	1,000-3,500
Hashish (resin)	1,000-5,000	1,000-10,000	1,500-12,000	1,500-12,000	2,500-6,000

Source: National Information-Analytical Center on Drug Control, UNODC Annual Report Questionnaires

Retail prices of illicit drugs (USD per gram)					
	2009	2010	2011	2012	2013
Heroin (unknown purity)	12-30	12-35	12-50	12-50	12-50
Opium	10-20	8-20	2-25	2-25	4-25
Marijuana (herb)	1-3	1-3	1-18	1-18	1-18
Hashish (resin)	6-18	6-18	4-15	4-14	4-15

Source: National Information-Analytical Center on Drug Control, UNODC Annual Report Questionnaires

Note: Uzbekistan did not provide data on purity of drugs in the UNODC Annual Report Questionnaires.

DRUG-RELATED CRIME

Drug-related crimes recorded					
	2012	2013	2014	2015	2016
Total number of drug-related crimes	8,155	7,680	6,698	6,648	6,646
Rate (per 100,000) ¹¹	27	25	22	21	21
<i>including by type of crime according to the Criminal Code of the Republic of Uzbekistan:</i>					
With purpose to sell (Art. 273) ¹²	4,217 (52%)	3,772 (49%)	3,062 (46%)	3,017 (45%)	2,798 (42%)
Smuggling (Art. 246) ¹³	676 (8%)	623 (8%)	607 (9%)	709 (11%)	645 (10%)
Illicit cultivation (Art. 270) ¹⁴	1,479 (18%)	1,491 (19%)	1,320 (20%)	1,301 (20%)	1,482 (22%)
Other offences (Art. 271, 274-276) ¹⁵	1,783 (22%)	1,794 (23%)	1,709 (26%)	1,621 (24%)	1,576 (26%)

Source: National Information-Analytical Center on Drug Control

¹¹ Hereinafter, a rate per 100,000 is calculated in accordance with the following formula:

[Total number]*100,000/[National estimates of the resident population, as of 1 January of the following year]

¹² Article 273 of the Criminal Code of Uzbekistan: Illegal production, purchase, storage, and other activities related to narcotic and psychotropic substances with purpose of sale as well as sale thereof.

¹³ Article 246 of the Criminal Code of Uzbekistan: Smuggling (including smuggling of narcotic or psychotropic substances)

¹⁴ Article 270 of the Criminal Code of Uzbekistan: Cultivation of Prohibited Plants.

¹⁵ Articles 271. Illegal occupancy of narcotic or psychotropic substances; Article 274. Involvement in use of narcotic or psychotropic substances; Article 275. Violation of regulations on production or treatment of narcotic or psychotropic substances; Article 276. Illegal production, purchase, storage, and other activities with narcotic and psychotropic substances without purpose of sale.

Persons prosecuted for committing of drug-related offences					
	2012	2013	2014	2015	2016
Total persons prosecuted ¹⁶	4,953	4,866	4,568	4,578	4,726
Rate (per 100,000)	17	16	15	14	15
<i>Including by gender and among juveniles (percentage of the total number of persons prosecuted):*</i>					
Male (%)	n/a	n/a	8.0	8.7	n/a
Female (%)	n/a	n/a	92.0	91.3	n/a
Juveniles (%)	n/a	n/a	0.04	0.03	n/a

Source: National Information-Analytical Center on Drug Control

* Calculation of the percentages are made by UNODC ROCA

Nationality of detained foreigners and the drugs, psychotropic substances and precursors seized from them					
	2012	2013	2014	2015	2016
Total foreign citizens	136	111	100	138	110
CIS citizens	98	79	63	72	71
Afghanistan	25	26	19	33	24
China	0	0	1	0	n/a
Iran	3	4	5	2	n/a
Lithuania	0	1	0	n/a	n/a
Pakistan			1	0	n/a
Turkey	0	0	6	6	n/a
Others	10	2	7	25	15
Drugs seized	109.5 kg, 10 tabs	133.3 kg	133.3 kg	364.0 kg	340
Psychotropic substances seized	1,949 tabs	1,323 tabs	1,533 tabs	1,422 tabs	2,461 tabs
Precursors seized	120 litters	138 grams	1,610 litters, 263 grams	7,800 litters, 89.8 grams	45.8 grams

Source: National Information-Analytical Center on Drug Control

CIS citizens prosecuted and drugs, psychotropic substances and precursors seized from them					
	2012	2013	2014	2015	2016
Armenia	1	3	1	n/a	n/a
Azerbaijan	0	0	0	n/a	n/a
Kazakhstan	21	14	5	9	14
Kyrgyzstan	5	9	7	8	9
Tajikistan	43	24	25	27	27
Turkmenistan	5	3	2	2	1
Russian Federation	23	24	22	24	19
Ukraine	0	2	1	1	1
Drugs seized (kg)	93.1	39.2	36.4	n/a	n/a
Psychotropic substances (tabs)	1,444	1,253	1,056	n/a	n/a

Source: National Information-Analytical Center on Drug Control

Drug-related crimes committed by groups					
	2010	2011	2012	2013	2014
Crimes committed by groups	677	838	752	784	810
Groups with international links revealed	30	116	182	140	130

Source: National Information-Analytical Center on Drug Control, UNODC Annual Report Questionnaires, CARICC

¹⁶ According to information of the judicial authorities of the Republic of Uzbekistan

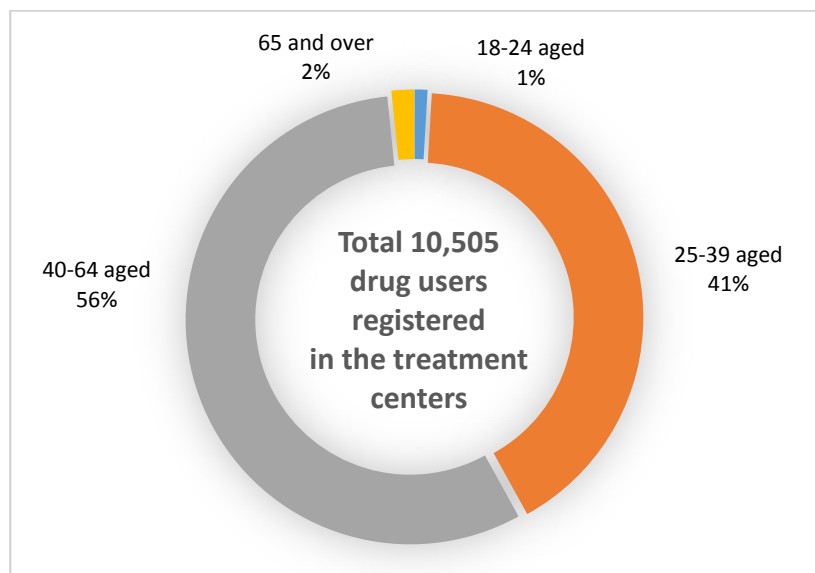
DRUG ABUSE

Drug abusers recorded in dispensaries					
	2012	2013	2014	2015	2016
Total number of drug users	17,235	16,045	14,692	13,218	10,505
Rate (per 100,000)	58	53	48	43	33
Injecting drug users (%)	46.3	42.4	34.8	28.9	17
<i>Including by drug group, as percentage of the total number of recorded drug users:*</i>					
Opioid users (%)	74.9	71.7	68.1	60.3	51.6
Cannabinoid users (%)	22.1	24.8	29.4	36.9	45.1
Other users (%) ¹⁷	2.9	3.5	2.5	2.7	3.3
<i>Including by gender, as percentage of the total number of recorded drug users:*</i>					
Male (%)	96.2	96.5	96.6	97.0	97.6
Female (%)	3.8	3.5	3.4	3.0	2.4
Number of newly registered drug users in the reported year	1,730	1,581	1,654	1,261	1,245
Rate (per 100,000)	6.1	5.5	5.6	4.2	3.9
<i>Including by gender, as percentage of the number of newly registered drug users:*</i>					
Male (%)	96.4	97.2	94.5	98.5	98
Female (%)	3.6	2.8	5.5	1.5	2
Primary morbidity of drug addiction (per 100,000)	4.6	4.0	3.8	2.9	2.3

Source: National Information-Analytical Center on Drug Control, UNODC Annual Report Questionnaires

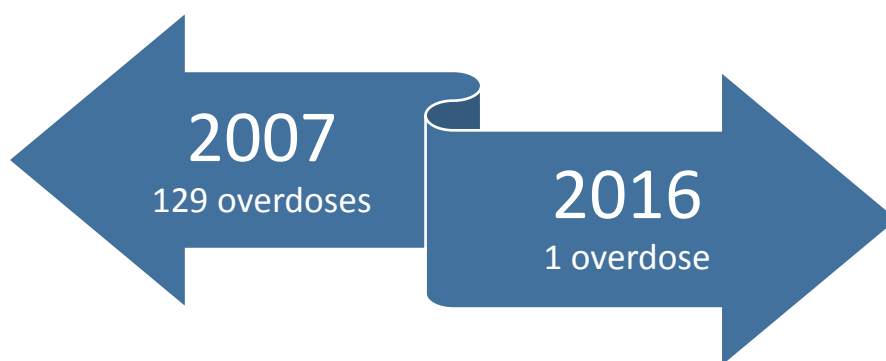
* Calculation of the percentages are made by UNODC ROCA

Share of drug addicts registered in the treatment centers by age, 2016



Data source: Information on Drug Situation in the Republic of Uzbekistan 2016, National Information-Analytical Center on Drug Control

¹⁷ Most of them are poly-drug users.

Fatal drug overdoses in 2007 and 2016


Data source: Information on Drug Situation in the Republic of Uzbekistan 2016, National Information-Analytical Center on Drug Control

Drug treatment					
	2012	2013	2014	2015	2016
Number of people who received drug treatment	3,727	2,936	3,090	2,473	2,220
Female in drug treatment (%)	4.4	4.7	5.2	4.7	n/a
In-patient	2,583	1,987	1,818	1,678	n/a
Anonym	2,391	2,041	2,118	1,882	n/a

Source: National Information-Analytical Center on Drug Control, National Country Report on Drug Situation 2012 (NCDC/CADAP)

HIV/AIDS

HIV/AIDS reported					
	2012	2013	2014	2015¹⁸	2016
Tested for HIV	2,109,200	2,564,463	2,859,575	n/a	n/a
New HIV cases	3,878	4,247	4,236	4,171	3,983
Rate (per 100,000)	13	14	14	13	13
<i>Including by gender, as percentage of the total:*</i>					
Male (%)	52.5	53.7	55.4	55.4	n/a
Female (%)	47.5	46.3	44.6	44.6	n/a
<i>By mode of transmission, as percentage of the total:*</i>					
Sexual (%)	53.9	58.4	61.4	67.6	67.7 (1 Oct)
Parenteral (%)	31.7	27.8	23.3	23.3	19.9 (1 Oct)
IDU (%)	10	10	7	6	5
Mother-to-child (%)	3.5	2.3	0.2	0.3	0.3 (1 Oct)
Others (%)	10.9	11.5	15.1	8.8	12.1 (1 Oct)
Total number of PLW ¹⁹	24,121	28,250	30,315 ²⁰	32,872	34,898 (1 Oct)
Rate (per 100,000)*	82	94	99	106	111
IDUs (%)	29	21.7	18	n/a	n/a

Source: Uzbekistan Global Aids Response Progress Reports for 2012-2015, National Report on Drug Situation 2012 (NCDC/CADAP), Republican AIDS Center

* Calculation of the percentages are made by UNODC ROCA

¹⁸ Uzbekistan Country Presentation at the 5th International Eastern Europe and Central Asia AIDS Conference, 23-25 March 2016, Moscow

¹⁹ People living with HIV

²⁰ UNGASS Country Progress Report, Uzbekistan, January-December 2014, p. 3

HIV prevalence among most at risk groups (estimated)					
	2007	2009	2011	2013	2015
IDUs (%)	13.0	10.9	8.4	7.3	5.6 ²¹
Sex workers (%)	2.2	2.0	2.2	2.1	2.8 ²²
MSM (%)	6.6	6.8	0.7	3.3	3.6 ²³
Inmates (%)	n/a	0.2	0.1	n/a	n/a

Source: Republican AIDS Center Uzbekistan, Uzbekistan Global Aids Response Progress Reports for 2007-2015

HIV estimates by UNAIDS					
	2011	2012	2013	2014	2015
Number of people living with HIV	29,000	30,000	35,000	32,000	33,000
Adults aged 15 and over living with HIV	28,000	27,000	32,000	30,000	32,000
Adults aged 15-49 prevalence rate (%)	0.2	0.1	0.2	0.2	0.2
AIDS-related deaths in adults and children	2,800	2,400	2,700	2,200	2,600

Source: UNAIDS Reports on the Global AIDS Epidemic

DRUG- AND CRIME-RELATED TREATIES

Ratification status of Drug-Related Treaties	
	Status
Single Convention on Narcotic Drugs, 1961	24 Aug 1995 (Accession)
Convention on Psychotropic Substances of 1971	16 July 1995 (Accession)
United Nations Convention against Illicit Traffic in Narcotic Drugs and Psychotropic Substances of 1988	24 Aug 1995 (Accession)

Ratification status of Crime-Related Treaties	
	Status
United Nations Convention against Transnational Organized Crime (UNTOC)	9 Dec 2003 (Ratification)
a) Protocol to Prevent, Suppress and Punish Trafficking in Persons, Especially Women and Children, supplementing the UNTOC	12 Aug 2008 (Ratification)
b) Protocol against the Smuggling of Migrants by Land, Sea and Air, supplementing the UNTOC	
c) Protocol against the Illicit Manufacturing of and Trafficking in Firearms, Their Parts and Components and Ammunition, supplementing the UNTOC	
United Nations Convention against Corruption (UNCAC)	29 Jul 2008 (Accession)

²¹ UNODC Annual Report Questionnaire

²² Uzbekistan Country Presentation at the 5th International Eastern Europe and Central Asia AIDS Conference, 23-25 March 2016, Moscow

²³ Uzbekistan Country Presentation at the 5th International Eastern Europe and Central Asia AIDS Conference, 23-25 March 2016, Moscow