


RESEARCH ARTICLE

Open Access



# Progress towards the UNAIDS 90–90–90 goals by age and gender in a rural area of KwaZulu-Natal, South Africa: a household-based community cross-sectional survey

Helena Huerga<sup>1\*</sup> , Gilles Van Cutsem<sup>2,3</sup>, Jihane Ben Farhat<sup>1</sup>, Adrian Puren<sup>4</sup>, Malika Bouhenia<sup>1</sup>, Lubbe Wiesner<sup>5</sup>, Linda Dlamini<sup>6</sup>, David Maman<sup>1</sup>, Tom Ellman<sup>2</sup> and Jean-François Etard<sup>1,7</sup>

## Abstract

**Background:** The Joint United Nations Programme on HIV/AIDS (UNAIDS) has developed an ambitious strategy to end the AIDS epidemic. After eight years of antiretroviral therapy (ART) program we assessed progress towards the UNAIDS 90–90–90 targets in Mbongolwane and Eshowe, KwaZulu-Natal, South Africa.

**Methods:** We conducted a cross-sectional household-based community survey using a two-stage stratified cluster probability sampling strategy. Persons aged 15–59 years were eligible. We used face-to-face interviewer-administered questionnaires to collect information on history of HIV testing and care. Rapid HIV testing was performed on site and venous blood specimens collected from HIV-positive participants for antiretroviral drug presence test, CD4 count and viral load. At the time of the survey the CD4 threshold for ART initiation was 350 cells/ $\mu$ L. We calculated progression towards the 90–90–90 UNAIDS targets by estimating three proportions: HIV positive individuals who knew their status (first 90), those diagnosed who were on ART (second 90), and those on ART who were virally suppressed (third 90).

**Results:** We included 5649/6688 (84.5%) individuals. Median age was 26 years (IQR: 19–40), 62.3% were women. HIV prevalence was 25.2% (95% CI: 23.6–26.9): 30.9% (95% CI: 29.0–32.9) in women; 15.9% (95% CI: 14.0–18.0) in men. Overall progress towards the 90–90–90 targets was as follows: 76.4% (95% CI: 74.1–78.6) knew their status, 69.9% (95% CI: 67.0–72.7) of those who knew their status were on ART and 93.1% (95% CI: 91.0–94.8) of those on ART were virally suppressed. By sex, progress towards the 90–90–90 targets was: 79%–71%–93% among women; and 68%–68%–92% among men (*p*-values of women and men comparisons were < 0.001, 0.443 and 0.584 respectively). By age, progress was: 83%–75%–95% among individuals aged 30–59 years and 64%–58%–89% among those aged 15–29 years (*p*-values of age groups comparisons were < 0.001, < 0.001 and 0.011 respectively).

**Conclusions:** In this context of high HIV prevalence, significant progress has been achieved with regards to reaching the UNAIDS 90–90–90 targets. The third 90, viral suppression in people on ART, was achieved among women and men. However, gaps persist in HIV diagnosis and ART coverage particularly in men and individuals younger than 30 years. Achieving 90–90–90 is feasible but requires additional investment to reach youth and men.

**Keywords:** HIV, Cascade of care, Viral load, UNAIDS targets, Africa

\* Correspondence: [helena.huerga@epicentre.msf.org](mailto:helena.huerga@epicentre.msf.org)

<sup>1</sup>Clinical Research, Epicentre, 8 rue Saint-Sabin, 75011 Paris, France  
Full list of author information is available at the end of the article

## Background

The Joint United Nations Programme on HIV/AIDS (UNAIDS) has developed the ambitious 90–90–90 strategy with the objective to end the AIDS epidemic by 2030 by achieving the following three targets: 90% of all people living with HIV know their status; 90% of all people diagnosed with HIV receive sustained antiretroviral therapy (ART); and 90% of all people on ART are virally suppressed (73% of all with HIV) [1].

The achievement of these targets and in general the HIV cascade of care may be different in women and men as well as in individuals belonging to different age groups [2–5]. In addition, in the current context where test and treat and follow-up of stable HIV-positive patients on ART through viral load is recommended [6], some national programs have stopped systematic measurement of CD4 counts in newly diagnosed HIV-positive patients and/or during follow-up. Data from household-based studies on the immunological status and viral load of HIV-positive individuals can be helpful to direct program activities and resources towards underserved population groups [7].

South Africa is one of the countries with the HIV highest prevalence in the world and KwaZulu-Natal (KZN) is the province most affected by the epidemic, with an HIV prevalence of 27.9% in 2012 [8]. In 2005, the KZN Department of Health (DOH) initiated an HIV program in the Mbongolwane and Eshowe Health Service Areas, uMlalazi Municipality, KZN province, which included HIV testing, HIV care and ART initiation. In 2011, Médecins Sans Frontières (MSF) started supporting this program with large-scale HIV testing, training, mentoring and clinical support in primary care clinics to improve coverage and viral suppression.

In order to better understand the HIV epidemic at local level and adapt the strategies of intervention we assessed progress towards the UNAIDS 90–90–90 targets in the overall population and by sex and age groups.

## Methods

### Design and population

We conducted a cross-sectional household-based community survey between July and October 2013.

A two-stage stratified cluster probability sampling strategy was used for the selection of households according to the 2011 Census [9]. In total, 125 clusters of 25 households each were selected from 14 administrative units called Wards. Google Earth maps from 2011 with exhaustive identification of the households were used to sample the households to be visited by choosing randomly the first household and then sequentially the closest to the first/previous one. Field staff used Global Positioning System (GPS) receivers to find the geographic coordinates of each household.

People aged 15–59 years old living in Mbongolwane and Eshowe Health Service Areas were eligible for enrolment in the study. Those who signed a written informed consent were included.

### Study setting

Mbongolwane, a rural area, and Eshowe, the main town of the municipality, account for approximately 120,000 inhabitants [9]. Decentralization of ART care to the peripheral level was implemented gradually in this area. In 2011, the KZN province embraced the notion of nurse-initiated and managed ART (NIM-ART). MSF support to the KZN Department of Health (DOH) included prevention activities such as condom distribution, voluntary medical male circumcision, community mobilisation, large-scale community-based HIV counselling and testing, implementation of point of care CD4 testing, linkage to care, and training and mentoring of health staff in facilities in support of NIM-ART. In 2013, two district hospitals and their linked 10 primary healthcare facilities were ART-initiating centres. The survey was conducted 8 years after the initiation of the HIV program in the area. At the time of the survey the CD4 threshold for ART initiation was 350 cells/ $\mu$ L.

### Procedures

Prior to starting the survey, we conducted community information and mobilization activities through several channels: information on radio spots, meetings with community leaders and health facilities workers, information in schools, leaflets and posters. In order to reach a maximum of eligible individuals in their houses the survey teams visited the houses from Tuesday to Sunday. Time slots from early morning to late evening were covered in different days of the week in order to maximize the possibilities of finding the eligible participants at home. Due to the importance that blood has in the Zulu culture, the survey teams made a particular effort in explaining the purpose of collecting and storing blood and the use of it. The survey teams used face-to-face interviewer-administered questionnaires to collect information at the participant's home on socio-demographics and history of HIV testing and care (see Additional files 1, 2 and 3). Questionnaires were developed for the Demographic and Health Surveys [10] and adapted for the study. Certified lay counsellors performed rapid HIV testing on site and provided pre and post-test counselling to the participants willing to test at home. Counsellors used Determine Rapid HIV-1/2 Antibody test kit for screening, and if positive, Unigold Rapid HIV test kit for confirmation according to the South African National guidelines for HIV Counselling and Testing. The tests were standardised and validated for this use. In addition, HIV-positivity was confirmed by ELISA at the laboratory. Survey nurses collected venous blood specimens from HIV-

positive participants for antiretroviral (ARV) drug presence test, CD4 count and viral load. Venous blood samples were transported every evening to Global Clinical and Viral Laboratory in Durban. CD4 count was performed using a FACSCalibur™ device from Becton, Dickinson and Company (BD) according to standard manufacturer's instructions on samples reported as HIV positive. Two dry blood spots (DBS) samples were prepared using the venous blood samples from each participant and transported in batches to the Department of Pharmacology laboratory at Groote Schuur Hospital, University of Cape Town, for ARV drug levels. Qualitative testing for ARV drug levels was performed for the presence of nevirapine, efavirenz and lopinavir which covered all ARV regimens in use in the public sector in the area. A liquid chromatography tandem mass spectrometry assay with a limit of quantification of 0.04 µg/mL was used for all drugs. The assay was developed and validated at the Division of Clinical Pharmacology, University of Cape Town. Viral load was performed for participants on ART for more than 6 months (determined by questionnaire) at Global Clinical and Viral Laboratory in Durban using a NucliSens EasyQ HIV-1v2.0 assay from Biomerieux according to manufacturer's instructions. The test could quantify HIV-1 RNA over the range of 20 copies to 20 million copies for 0.5 mL sample.

#### Data analyses

We calculated progression towards the 90–90–90 UNAIDS targets by estimating three proportions: HIV positive individuals who knew their status (first 90), those diagnosed who were on ART (second 90), and those on ART who were virally suppressed (third 90). Viral suppression was defined as having less than 1000 copies/mL. In addition, we calculated five steps of the HIV cascade of care using the total number of HIV positive individuals as a common denominator. 'Diagnosed' were the individuals who knew their HIV positive status prior to the survey; 'Linked to care' were those who declared having sought care for their HIV infection; 'In care' were those who were still receiving HIV care at the time of the survey; 'On ART' were those who had ARV detected in blood; 'Virally suppressed' were those with viral load less below 1000 copies/mL. All statistical analyses were adjusted for clustering at the level of Ward and household. Descriptive analyses are presented here with 95% confidence intervals (CI). Categorical variables were compared using proportional test. Analyses were primarily performed using Stata 13 (™StataCorp, College Station, Texas, USA).

#### Ethics

The protocol was approved by the University of Cape Town Human Research Ethics Committee (HREC), the Health Research Committee of the Health Research and

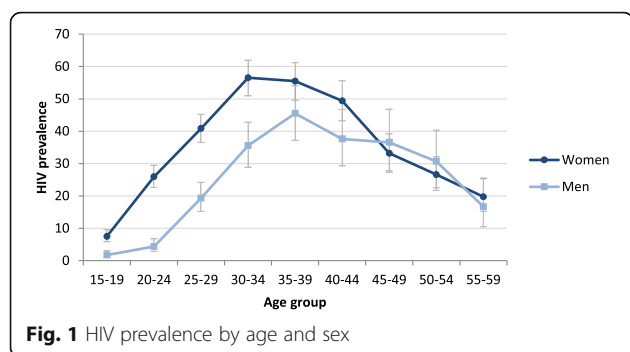
Knowledge Management Unit of KZN Department of Health, and the Comité de Protection de Personnes de Paris in France. All participants provided written informed consent. Participants under 18 years provided assent and their parents, guardians or caregivers provided written informed consent for them.

**Table 1** Participants socio-demographic characteristics

	Women (N = 3518)	Men (N = 2131)	Total (N = 5649)
	n (%)	n (%)	n (%)
<b>Age groups (years)</b>			
- 15–19	774 (22.0)	679 (31.9)	1453 (25.7)
- 20–24	623 (17.7)	436 (20.5)	1059 (18.8)
- 25–29	497 (14.1)	295 (13.8)	792 (14.0)
- 30–34	306 (8.7)	180 (8.5)	486 (8.6)
- 35–39	283 (8.0)	134 (6.3)	417 (7.4)
- 40–44	251 (7.1)	117 (5.5)	368 (6.5)
- 45–49	259 (7.4)	93 (4.4)	352 (6.2)
- 50–54	282 (8.0)	101 (4.7)	383 (6.8)
- 55–59	243 (6.9)	96 (4.5)	339 (6.0)
<b>Marital Status<sup>a</sup></b>			
- Never Married	2448 (69.6)	178 (83.9)	4234 (75.0)
- Married/Living Together	905 (25.8)	294 (13.8)	1199 (21.2)
- Divorced/Separated	65 (1.9)	39 (1.8)	104 (1.8)
- Widowed	97 (2.8)	10 (0.5)	107 (1.9)
<b>Education<sup>b</sup></b>			
- No schooling	319 (9.1)	112 (5.3)	431 (7.6)
- Primary	1448 (41.2)	963 (45.2)	2411 (42.7)
- Secondary	1625 (46.2)	988 (46.4)	2613 (46.3)
- Tertiary	126 (3.6)	67 (3.2)	193 (3.4)
<b>Place residence</b>			
- Urban	246 (7.0)	143 (6.7)	389 (6.9)
- Semi urban	253 (7.2)	186 (8.7)	439 (7.8)
- Rural	2969 (84.4)	1742 (81.8)	4711 (83.4)
- Farm	50 (1.4)	60 (2.8)	110 (2.0)
<b>Occupation</b>			
- Employed	671 (19.1)	567 (26.6)	1238 (21.9)
- Unemployed	1418 (40.3)	631 (29.6)	2049 (36.3)
- Housewife/husband	439 (12.5)	26 (1.2)	465 (8.2)
- Student	876 (24.9)	756 (35.5)	1632 (28.9)
- Other	114 (3.2)	151 (7.1)	265 (4.7)
<b>Mobility</b>			
- Did not move	2957 (84.1)	1755 (82.4)	4712 (83.4)
- Moved residence or visitor	561 (16.0)	376 (17.6)	937 (16.6)

<sup>a</sup>Information on marital status missing for 3 women and 2 men

<sup>b</sup>Information on education missing for 1 man



**Fig. 1** HIV prevalence by age and sex

**Results**

**Survey inclusions and participants**

We visited 2377 households and we included 5649 (84.5%) participants among 6688 eligible individuals. Inclusion rate was: 3518/4008 (87.8%) among women and 2131/2680 (79.5%) among men. The remaining individuals were not included due to: refusal (8.7%), not being at home (4.9%), being incapacitated (1.0%) and other reasons (0.9%). The median age of the participants was 26 years (IQR: 19–40), 62.3% were women, 83.4% lived in rural areas, 78.8% were not living with a partner, 49.7% had completed at least secondary school, 36.3% declared no occupation and 16.6% had moved their residence in the 10 years prior to the survey or were visitors (Table 1). Thirty-two per cent of the men were under 19 years, compared to 22% of the women, possibly reflecting out-migration of adult men to seek work.

**Reproductive health in women**

In total, 2548 (72.4%) women had ever given birth. The median number of children per women was 2 (IQR: 1–4). At the time of the survey, 134 (3.8%) of the women were pregnant and 308 (8.8%) were breastfeeding. Of the 1259 women who had delivered in the 5 years prior to the survey (2008–2013), 1214 (96.4%) had had at least one medical antenatal care (ANC) consultation, and 920 (73.1%) had had 3 or more ANC consultations. The median number of ANC consultations was 6 (IQR: 5–7). The median month of pregnancy at the first ANC consultation was 4 months (IQR: 3–5). Out of the 799 women who had delivered in the 2 years prior to the survey, 745 (93.2%) had had an HIV test as part of their ANC.

**HIV-positive individuals**

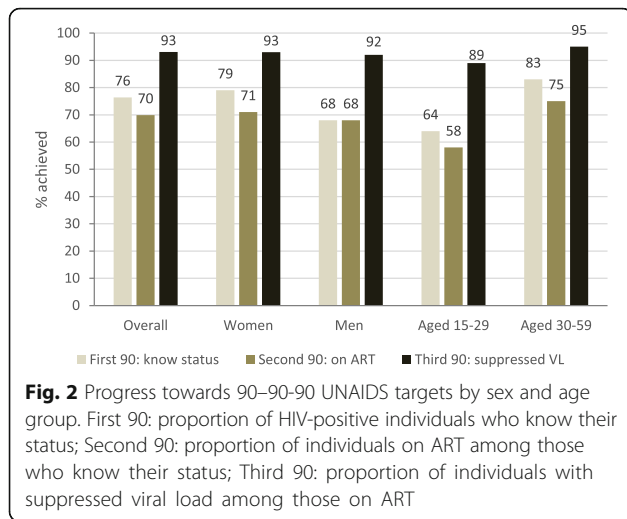
In total, 1423 participants were HIV positive. The overall prevalence was 25.2% (95% CI: 23.6–26.9). Prevalence in women was higher than in men: 30.9% (95% CI: 29.0–32.9) vs 15.9% (95% CI: 14.0–18.0). Peak prevalence was 56.5% (95% CI: 50.9–62.0) in women at age 30–34 years and 45.5% (95% CI 37.3–54.0) in men at age 35–39 years (Fig. 1). Prevalence for age 15–29 years crudely averaged 22.3% (95% CI: 20.5–24.3) in women and 6.2% (95% CI: 5.1–7.6) in men, increasing dramatically from age 15 to 29 (3.9% to 55.0% in women and 1.5% to 26.7% in men). HIV positive mothers who had delivered in the 5 years prior to the study had a higher proportion of children who had died than HIV negative mothers: 5.3% vs 2.5% ( $p = 0.010$ ). Of the 1400 HIV-positive participants with a CD4 count, 130 (9.3%) had a CD4 count below 200 cells/ $\mu$ L, 255 (18.2%) between 200 and 349 cells/ $\mu$ L, 363 (25.9%) between 350 and 499 cells/ $\mu$ L and 652 (46.6%) over or equal to 500 cells/ $\mu$ L. Median CD4 count was 483 cells/ $\mu$ L (IQR: 332–665). Among the 655 individuals not on ART, 78 (11.9%) had a CD4 count below 200 cells/ $\mu$ L and 138 (21.1%) between 200 and 349 cells/ $\mu$ L. Among the 741 individuals on ART, 52 (7.0%) had a CD4 count below 200 cells/ $\mu$ L and 115 (15.5%) between 200 and 349 cells/ $\mu$ L. Of the participants with viral load below 1000 copies/mL, 5.7% (95% CI: 4.2–7.5) had a CD4 below 200 cells/ $\mu$ L and 19.7% (95% CI: 17.2–22.6) a CD4 below 350 cells/ $\mu$ L (Table 2).

**Progress towards 90–90–90 targets**

UNAIDS targets were partially achieved with 76.4% (95% CI: 74.1–78.6) of all HIV-positive who knew their status, 69.9% (95% CI: 67.0–72.7) of them being on ART, and 93.1% (95% CI: 91.0–94.8) of the people treated being virally suppressed (Fig. 2). Progress towards the first target differed by sex and age. HIV diagnosis was: 79.0% (95% CI: 76.4–81.4) in women versus 68.3% (95% CI: 63.1–73.1) in men ( $p < 0.001$ ); and 83.3% (95% CI: 80.6–85.7) in individuals aged 30–59 years versus 64.0% (95% CI: 59.9–67.9) in those aged 15–29 years ( $p < 0.001$ ). Progress towards the second and third targets differed by age but not by sex. ART among individuals diagnosed was: 70.5% (95% CI: 67.7–73.2) in women versus 67.9% (95% CI: 60.8–74.2) in men ( $p = 0.443$ ); and 75.1% (95% CI:

**Table 2** CD4 count in HIV-positive individuals with viral load below 1000 copies/mL according to time on ART

	Not on ART (N = 106) n (%)	ART < 6 m (N = 149) n (%)	ART ≥ 6 m & < 12 m (N = 73) n (%)	ART ≥ 12 & < 24 m (N = 97) n (%)	ART ≥ 24 m (N = 370) n (%)	All (N = 795) n (%)
< 200	3 (2.8)	16 (10.7)	5 (6.8)	5 (5.2)	16 (4.3)	45 (5.7)
200–349	8 (7.6)	23 (15.4)	20 (27.4)	15 (15.5)	46 (12.4)	112 (14.1)
350–499	26 (24.5)	42 (28.2)	22 (30.1)	31 (32.0)	77 (20.8)	198 (24.9)
≥ 500	69 (65.1)	68 (45.6)	26 (35.6)	46 (47.4)	231 (62.4)	440 (55.4)



71.5–78.4) in individuals aged 30–59 years versus 57.6% (95% CI: 51.8–63.2) in those aged 15–29 years ( $p < 0.001$ ). Viral suppression in individuals on ART was: 93.4% (95% CI: 91.1–95.1) in women versus 92.1% (95% CI: 86.0–95.7) in men ( $p = 0.584$ ); and 94.5% (95% CI: 92.3–96.0) in individuals aged 30–59 years versus 89.0% (95% CI: 82.7–93.1) in those aged 15–29 years ( $p = 0.011$ ).

We also looked at other components of the cascade of care and the proportions of ART and viral suppression among all HIV-positive individuals. Of the 1384 HIV-positive participants with complete information on HIV diagnosis, ARV presence in blood and viral load, 71.0% (95% CI: 68.6–73.4) were linked to care, 62.7% (95% CI: 59.8–65.6) were in care, 53.5% (95% CI: 50.6–56.3) were on ART, 57.4% (95% CI: 54.6–60.1) were virally suppressed. The largest gaps in the cascade of care occurred in men and people aged 15–29 years (Table 3). Regarding viral suppression, 60.3% (95% CI: 57.4–63.1) of all HIV-positive women were virally suppressed compared to 47.9% (95% CI: 41.7–54.1) of the HIV-positive men and 66.2% (95% CI: 63.0–69.2) of the HIV-positive individuals aged 30–59 years were virally suppressed compared to 41.3% (95% CI: 36.9–45.9) of those aged 15–29 years. Of the 590 HIV-positive participants virally unsuppressed, 279 (47.3%) were undiagnosed and 260 (44.1%) were

diagnosed but not on ART. A breakdown by age and sex is given in Fig. 3.

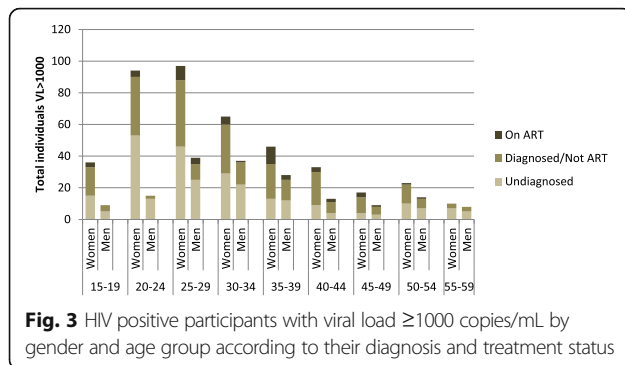
### Discussion

In this area of KwaZulu-Natal, eight years into the public ART program, of which two with MSF support, we found that significant but insufficient progress towards the 90–90–90 UNAIDS targets was achieved. Progress towards the first and second targets was moderate and was particularly poor in men and individuals aged 15–29 years. The third target was achieved (or very close to achievement) in all sex and age categories. This progress has been made in a context of high HIV prevalence where one quarter of the overall population is HIV positive.

These findings suggest that achieving the UNAIDS 2020 targets of 90–90–90 is feasible in South Africa, but will require additional community-based investments in testing and ART initiation especially among young people and men. Investments to reach men may need to include strategies to improve HIV knowledge [11]. A household-based survey conducted in the 2 years following ours in Botswana has reported a high coverage: 83.3% of individuals knew their status, 87.4% of those were on ART, and 96.5% of those on ART had a viral load of 400 copies/mL or less (70.2% of all people with HIV) in a context of high HIV prevalence, 29% [4]. The early initiation and strong political leadership of the ART programme in Botswana might partially explain the relatively high ART coverage achieved at a time when both South African and Botswana guidelines recommended a CD4 threshold for ART initiation of 350 cells/ $\mu$ L. However, a household-based survey conducted the year following ours in another area of KwaZulu-Natal, found lower rates of HIV-positivity awareness (65% of the HIV-positive women and 52% of the men), similar rates of ART among those who knew their status (70% in women and 69% in men) and lower rates of viral suppression (90% in women and 85% in men) compared to our findings [3]. Other studies in KZN have shown lower proportions of ART coverage among HIV-positive individuals than ours [12–14] and at national level only 33% of the HIV-positive individuals are on ART and 24% are virally suppressed [15]. Similarly to others in this context [13, 16–19], in the area surveyed the largest

**Table 3** Steps of the HIV cascade of care by sex and age groups - proportions among all HIV-positive individuals

	Women (N = 1056)		Men (N = 328)		Age 15–29 years (N = 491)		Age 30–59 years (N = 893)		Total (N = 1384)	
	%	95% CI	%	95% CI	%	95% CI	%	95% CI	%	95% CI
Diagnosed	79.0	76.4–81.4	68.3	63.1–73.1	64.0	59.9–67.9	83.3	80.6–85.7	76.4	74.1–78.6
Linked to care	74.3	71.6–76.9	60.4	54.2–66.1	57.2	53.0–61.3	78.6	75.6–81.3	71.0	68.6–73.4
In care	66.5	63.5–69.3	50.6	44.6–56.6	46.6	42.2–51.2	71.6	68.3–74.6	62.7	59.8–65.6
On ART	55.7	52.8–58.5	46.3	40.5–52.3	36.9	32.6–41.3	62.6	58.9–66.1	53.5	50.6–56.3
Viral load < 1000	60.3	57.4–63.1	47.9	41.7–54.1	41.3	36.9–45.9	66.2	63.0–69.2	57.4	54.6–60.1



losses in the HIV cascade of care occurred on diagnosis and on linkage from diagnosis into ART care. In addition, the cascade in men and people 15–29 years of age showed greater falls at each step [20, 21].

High incidence in the past associated with increased access to ART [22–25], and other factors [26] may explain the current picture of a very high prevalence. Prevalence in women increased dramatically from 15 years with a peak at 30–34 years. A rapid increase (though lower) was also observed in men but with a lag of around 5 years of age. Similar prevalence in women and men after 45 years of age could be a reflection of a differential mortality by age groups in the pre-ART era, a higher HIV incidence at older ages in men compared to women, or other competing risks such as maternal mortality [24, 27–29]. The 2012 national survey found similar age/gender trends at national level [8]. Regarding the immunological status of the people living with HIV, although the proportion in an advanced stage of HIV disease with CD4 below 200 cells/ $\mu$ L was relatively low, the fact that more than half were not on ART highlights that a non-negligible proportion of people with HIV don't access care or access it very late, with significant risk of morbidity and mortality. These findings support current recommendations that HIV programmes retain the capacity to perform CD4 cell count at baseline and in case of treatment failure, as this remains one of the best predictors of general patient wellness, disease progression and mortality risk [30]. They also support the need for innovative strategies to reach individuals with high barriers to HIV testing before they develop advanced disease, such as self-testing and home-based testing.

Our study has some limitations. Some information, such as HIV status awareness used in the cascade of care for the identification of individuals already diagnosed and linked to care, was self-reported, which may have led to misclassifications. Otherwise, most of the results, crucially including ART coverage, are based on laboratory data.

## Conclusions

Significant progress has been achieved in this area with regards to reaching the UNAIDS 90–90–90 targets. The

third 90, viral suppression in people on ART, was achieved among women and men. However, further efforts on diagnosis and ART initiation are needed in order to reach the first and second targets particularly in men and individuals younger than 30 years. Indeed, almost half of the people virally unsuppressed were undiagnosed. Achieving 90–90–90 is feasible but requires significant additional investment.

## Additional files

**Additional file 1:** Mbongolwane survey Household questionnaire: questions to the head of the household. (PDF 32 kb)

**Additional file 2:** Mbongolwane survey Women questionnaire: questions to the individual female participants. (PDF 63 kb)

**Additional file 3:** Mbongolwane survey Men questionnaire: questions to the individual male participants. (PDF 54 kb)

## Abbreviations

ANC: antenatal care; ART: antiretroviral therapy; ARV: antiretroviral; DBS: dry blood spots; DOH: Department of Health; GPS: Global Positioning System; HREC: Human Research Ethics Committee; KZN: KwaZulu-Natal; MSF: Médecins Sans Frontières; NIM-ART: nurse-initiated and managed ART; UNAIDS: United Nations Programme on HIV/AIDS

## Acknowledgements

The authors thank the participants and the community of Mbongolwane and Eshowe for their collaboration. We are grateful to the Epicentre study field team for their work and the Médecins Sans Frontières field team for their support. Special mention to Serge Balandine for his work using satellite maps for sampling and creating the database; Madurai S and the rest of Global Clinical and Viral laboratories team for their collaboration and work performing part of the laboratory tests. We thank Ahidjo Ayouba for his advice on the manuscript. The Division of Clinical Pharmacology at the University of Cape Town was supported by the National Institute of Allergy and Infectious Diseases of the National Institutes of Health under Award Number UM1 AI068634, UM1 AI068636 and UM1 AI106701. The content is solely the responsibility of the authors and does not necessarily represent the official views of the National Institutes of Health.

## Funding

This study was funded by Médecins Sans Frontières. The funders had no role in study design, data collection and analysis, decision to publish, or preparation of the manuscript.

Qualitative testing for ARV drug levels reported in this publication was supported by the National Institute of Allergy and Infectious Diseases of the National Institutes of Health under Award Number UM1 AI068634, UM1 AI068636 and UM1 AI106701. Overall support for the International Maternal Pediatric Adolescent AIDS Clinical Trials Group (IMPAACT) was provided by the National Institute of Allergy and Infectious Diseases (NIAID) [U01 AI068632], the Eunice Kennedy Shriver National Institute of Child Health and Human Development (NICHD), and the National Institute of Mental Health (NIMH) [AI068632]. The content is solely the responsibility of the authors and does not necessarily represent the official views of the National Institutes of Health.

## Availability of data and materials

The datasets used and/or analysed during the current study are available from the corresponding author on reasonable request.

## Authors' contributions

HH wrote the first draft of the manuscript and is the principal investigator. MB supervised the field work. LW performed the antiretroviral drug testing and interpreted the results. HH and JBF performed the statistical analysis. GVC, AP, LD, DM, TE and JFE participated to the interpretation of the study results, revised the manuscript and contributed for important intellectual content. All authors read and approved the final manuscript.

**Ethics approval and consent to participate**

The protocol was approved by the University of Cape Town Human Research Ethics Committee (HREC), the Health Research Committee of the Health Research and Knowledge Management Unit of KZN Department of Health, and the Comité de Protection de Personnes de Paris in France. All participants provided written informed consent. Participants under 18 years provided assent and their parents, guardians or caregivers provided written informed consent for them.

**Consent for publication**

Not applicable

**Competing interests**

The authors declare that they have no competing interests.

**Publisher's Note**

Springer Nature remains neutral with regard to jurisdictional claims in published maps and institutional affiliations.

**Author details**

<sup>1</sup>Clinical Research, Epicentre, 8 rue Saint-Sabin, 75011 Paris, France. <sup>2</sup>Medical Department, Médecins Sans Frontières, Cape Town, South Africa. <sup>3</sup>Centre for Infectious Disease Epidemiology and Research, University of Cape Town, Cape Town, South Africa. <sup>4</sup>National Institute for Communicable Diseases of the NHLS, Johannesburg, South Africa. <sup>5</sup>Division of Clinical Pharmacology, Department of Medicine, University of Cape Town, Cape Town, South Africa. <sup>6</sup>Department of Health, District, Empangeni, Uthungulu, South Africa. <sup>7</sup>IRD UMI 233, INSERM U1175, Université de Montpellier, Unité TransVIHMI, Montpellier, France.

Received: 3 October 2017 Accepted: 23 February 2018

Published online: 02 March 2018

**References**

- UNAIDS. 90–90–90: an ambitious treatment target to help end the AIDS epidemic. Geneva: UNAIDS; 2014.
- Sia D, Onadja Y, Hajizadeh M, Heymann SJ, Brewer TF, Nandi A. What explains gender inequalities in HIV/AIDS prevalence in sub-Saharan Africa? Evidence from the demographic and health surveys. *BMC Public Health*. 2016;16(1):1136. [cited 16 Jan 2017] Available from: <http://bmcpubhealth.biomedcentral.com/articles/10.1186/s12889-016-3783-5>.
- Grobler A, Cawood C, Khanyile D, Puren A, Kharsany ABM. Progress of UNAIDS 90–90–90 targets in a district in KwaZulu-Natal, South Africa, with high HIV burden, in the HIPS study: A household-based complex multilevel community survey. *Lancet HIV*. 2017.
- Gaolathe T, Wirth K, Holme M, Makhema J, Moyo S, Chakalisa U, et al. Botswana's progress toward achieving the 2020 UNAIDS 90–90–90 antiretroviral therapy and virological suppression goals: a population-based survey. *Lancet HIV*. 2016;3(5):e221–30.
- Maman D, Chilima B, Masiku C, Ayoubu A, Masson S, Szumilin E, et al. Closer to 90–90–90. The cascade of care after 10 years of ART scale-up in rural Malawi: A population study. *J Int AIDS Soc*. 2016;19(1):20673. [cited 30 Jun 2016] Available from: <https://www.ncbi.nlm.nih.gov/pmc/articles/PMC4760102/>.
- World Health Organisation. Consolidated guidelines on the use of antiretroviral drugs for treating and preventing HIV infection. Geneva: World Health Organisation; 2016. p. 480.
- Hladik W, Benech I, Bateganya M, Hakim AJ. The utility of population-based surveys to describe the continuum of HIV services for key and general populations. *Int J STD AIDS*. 2016 Jan;27(1):5–12.
- Shisana O, Rehle T, Simbayi LC, Zuma K, Jooste S, Zungu N, Labadarios D, Onoya D, et al. South African national HIV prevalence, incidence and behaviour survey, 2012. Cape town: HSRC Press; 2014.
- Statistics South Africa. South African National Census 2011. Pretoria: Statistics South Africa; 2012.
- The DHS Program: Demographic and Health Surveys. The DHS Program - DHS Model Questionnaire - Phase 7 (English) [Internet]. DHS Questionnaires and Manuals. 2015 [cited 21 Feb 2018]. Available from: <https://dhsprogram.com/publications/publication-dhsq7-dhs-questionnaires-and-manuals.cfm>.
- Carrasco MA, Fleming P, Wagman J, Wong V. Toward 90–90–90: identifying those who have never been tested for HIV and differences by sex in Lesotho. *AIDS Care - Psychological and Socio-Medical Aspects of AIDS/HIV*. 2017 Sep 3;1–5.
- Malaza A, Mossong J, Bärnighausen T, Viljoen J, Newell M-L. Population-based CD4 counts in a rural area in South Africa with high HIV prevalence and high antiretroviral treatment coverage. *PLoS One*. 2013 Jan;8(7):e70126. [cited 11 May 2015] Available from: <http://www.pubmedcentral.nih.gov/articlerender.fcgi?artid=3720940&tool=pmcentrez&rendertype=abstract>.
- Barnabas R V, van Rooyen H, Tumwesigye E, Murnane PM, Baeten JM, Humphries H, et al. Initiation of antiretroviral therapy and viral suppression after home HIV testing and counselling in KwaZulu-Natal, South Africa, and Mbarara district, Uganda: a prospective, observational intervention study. *Lancet HIV*. 2014 Nov;1(2):e68–e76. [cited 29 Apr 2015] Available from: <https://www.ncbi.nlm.nih.gov/pmc/articles/PMC4292844/>.
- Zaidi J, Grapsa E, Tanser F, Newell M-L, Bärnighausen T. Dramatic increase in HIV prevalence after scale-up of antiretroviral treatment. *AIDS*. 2013 Sep 10; 27(14):2301–2305. [cited 11 May 2015] Available from: <http://www.pubmedcentral.nih.gov/articlerender.fcgi?artid=4264533&tool=pmcentrez&rendertype=abstract>.
- Takuva S, Brown AE, Pillay Y, Delpech V, Puren AJ. The Continuum of HIV Care in South Africa. *Aids*. 2016 Feb 20;31(November):1.
- Kranzer K, van Schaik N, Karmue U, Middelkoop K, Sebastian E, Lawn SD, et al. High prevalence of self-reported undiagnosed HIV despite high coverage of HIV testing: a cross-sectional population based sero-survey in South Africa. *PLoS One*. 2011 Jan;6(9):e25244. [cited 16 Aug 2012] Available from: <http://www.pubmedcentral.nih.gov/articlerender.fcgi?artid=3182182&tool=pmcentrez&rendertype=abstract>.
- van Rooyen H, Barnabas R V, Baeten JM, Phakathi Z, Joseph P, Krows M, et al. High HIV testing uptake and linkage to care in a novel program of home-based HIV counseling and testing with facilitated referral in KwaZulu-Natal, South Africa. *J Acquir Immune Defic Syndr*. 2013 Sep 1 [cited 18 May 2015];64(1):e1–e8. Available from: <http://www.pubmedcentral.nih.gov/articlerender.fcgi?artid=3744613&tool=pmcentrez&rendertype=abstract>.
- Iwuji CC, Orne-Gliemann J, Larmarange J, Okesola N, Tanser F, Thiebaut R, et al. Uptake of Home-Based HIV Testing, Linkage to Care, and Community Attitudes about ART in Rural KwaZulu-Natal, South Africa: Descriptive Results from the First Phase of the ANRS 12249 TasP Cluster-Randomised Trial. *PLoS Med*. 2016 Aug;13(8):e1002107. [cited 7 Oct 2016] Available from: <https://www.ncbi.nlm.nih.gov/pmc/articles/PMC4978506/>.
- Odhiambo JO, Kellogg TA, Kim AA, Ng'ang'a L, Mukui I, Umuro M, et al. Antiretroviral treatment scale-up among persons living with HIV in Kenya: results from a nationally representative survey. *J Acquir Immune Defic Syndr*. 2014 May 1;66 Suppl 1:S116–S122. [cited 10 Sep 2015] Available from: <https://www.ncbi.nlm.nih.gov/pmc/articles/PMC4786176/>.
- Eshleman SH, Wilson EA, Zhang XC, Ou S-S, Piwowar-Manning E, Eron JJ, et al. Virologic outcomes in early antiretroviral treatment: HPTN 052. *HIV Clin Trials*. 2017;1–10.
- Cherutich P, Kim AA, Kellogg TA, Sherr K, Waruru A, De Cock KM, et al. Detectable HIV Viral Load in Kenya: Data from a Population-Based Survey. *PLoS One*. 2016;11(5):e0154318. [cited 30 Jun 2016] Available from: <https://www.ncbi.nlm.nih.gov/pmc/articles/PMC4871583/>.
- Malangu N. Evaluating the scale-up of antiretroviral treatment sites in KwaZulu-Natal province of South Africa: achievements and challenges from 2005 to 2010. *Glob J Health Sci*. 2014 May;6(3):104–108. [cited 15 May 2015] Available from: <https://www.ncbi.nlm.nih.gov/pmc/articles/PMC4825351/>.
- Vandormael A, Newell M-L, Bärnighausen T, Tanser F. Use of antiretroviral therapy in households and risk of HIV acquisition in rural KwaZulu-Natal, South Africa, 2004–12: a prospective cohort study. *Lancet Glob Heal*. 2014 Apr;2(4): e209–e215. [cited 2 Apr 2015] Available from: <http://www.pubmedcentral.nih.gov/articlerender.fcgi?artid=3986029&tool=pmcentrez&rendertype=abstract>.
- Tanser F, Bärnighausen T, Grapsa E, Zaidi J, Newell M-L. High coverage of ART associated with decline in risk of HIV acquisition in rural KwaZulu-Natal, South Africa. *Science*. 2013 Mar 22;339(6122):966–971. [cited 30 Apr 2015] Available from: <http://www.pubmedcentral.nih.gov/articlerender.fcgi?artid=4255272&tool=pmcentrez&rendertype=abstract>.
- Zaidi J, Grapsa E, Tanser F, Newell M-L, Bärnighausen T. Dramatic increase in HIV prevalence after scale-up of antiretroviral treatment. *AIDS*. 2013 Sep 10; 27(14):2301–2305. [cited 20 Jun 2016] Available from: <https://www.ncbi.nlm.nih.gov/pmc/articles/PMC4264533/>.
- McGrath N, Eaton JW, Bärnighausen TW, Tanser F, Newell M-L. Sexual behaviour in a rural high HIV prevalence South African community: time trends in the antiretroviral treatment era. *AIDS*. 2013 Sep 24;27(15):2461–2470.

- [cited 15 May 2015] Available from: <http://www.pubmedcentral.nih.gov/articlerender.fcgi?artid=3773237&tool=pmcentrez&rendertype=abstract>.
27. Rehle T, Johnson L, Hallett T, Mahy M, Kim A, Odido H, et al. A Comparison of South African National HIV Incidence Estimates: A Critical Appraisal of Different Methods. *PLoS One*. 2015 Jan;10(7):e0133255. [cited 5 Aug 2015] Available from: <http://www.pubmedcentral.nih.gov/articlerender.fcgi?artid=4521952&tool=pmcentrez&rendertype=abstract>.
  28. Rehle TM, Hallett TB, Shisana O, Pillay-van Wyk V, Zuma K, Carrara H, et al. A decline in new HIV infections in South Africa: estimating HIV incidence from three national HIV surveys in 2002, 2005 and 2008. *PLoS One*. 2010 Jan;5(6):e11094. [cited 23 Jul 2012] Available from: <http://www.pubmedcentral.nih.gov/articlerender.fcgi?artid=2885415&tool=pmcentrez&rendertype=abstract>.
  29. Bor J, Rosen S, Chimbindi N, Haber N, Herbst K, Mutevedzi T, et al. Mass HIV Treatment and Sex Disparities in Life Expectancy: Demographic Surveillance in Rural South Africa. Tsai AC, editor. *PLOS Med*. 2015 Nov 24;12(11):e1001905. [cited 24 Nov 2015] Available from: <http://www.pubmedcentral.nih.gov/articlerender.fcgi?artid=4658174&tool=pmcentrez&rendertype=abstract>.
  30. Ford N, Meintjes G, Vitoria M, Greene G, Chiller T. The evolving role of CD4 cell counts in HIV care. *Curr Opin HIV AIDS*. 2017 Jan;12(2):1. [cited 18 Apr 2017] Available from: <http://www.ncbi.nlm.nih.gov/pubmed/28059957>.

Submit your next manuscript to BioMed Central and we will help you at every step:

- We accept pre-submission inquiries
- Our selector tool helps you to find the most relevant journal
- We provide round the clock customer support
- Convenient online submission
- Thorough peer review
- Inclusion in PubMed and all major indexing services
- Maximum visibility for your research

Submit your manuscript at  
[www.biomedcentral.com/submit](http://www.biomedcentral.com/submit)

