

[About FAO](http://www.fao.org/about/en) ([//www.fao.org/about/en](http://www.fao.org/about/en))
 [In Action](http://www.fao.org/in-action/en) ([//www.fao.org/in-action/en](http://www.fao.org/in-action/en))
[Countries](http://www.fao.org/countryprofiles/en) ([//www.fao.org/countryprofiles/en](http://www.fao.org/countryprofiles/en))
 [Themes](http://www.fao.org/themes/en) ([//www.fao.org/themes/en](http://www.fao.org/themes/en))
 [Media](http://www.fao.org/news/en) ([//www.fao.org/news/en](http://www.fao.org/news/en))
[Publications](http://www.fao.org/publications/en) ([//www.fao.org/publications/en](http://www.fao.org/publications/en))
 [Statistics](http://www.fao.org/statistics/en) ([//www.fao.org/statistics/en](http://www.fao.org/statistics/en))
[Partnerships](http://www.fao.org/partnerships/en) ([//www.fao.org/partnerships/en](http://www.fao.org/partnerships/en))

[العربية](#)
[中文](#)
[English](#)
[Français](#)
[Русский](#)
[Español](#)

FAOSTAT

Venezuela (Bolivarian Republic of)

[← Back to Selected Indicators \(country\)](#)

SELECTED INDICATORS

Topics

Demographics

Inputs

Hunger and food insecurity

Food availability

Food access

Food utilization

Land

Economic and political stability

Production

Emissions

FAO Statistical Yearbook - Country (http://faostat.fao.org/static/syb/syb_236.pdf)

FAO Statistical Yearbook - World (http://faostat.fao.org/static/syb/syb_5000.pdf)



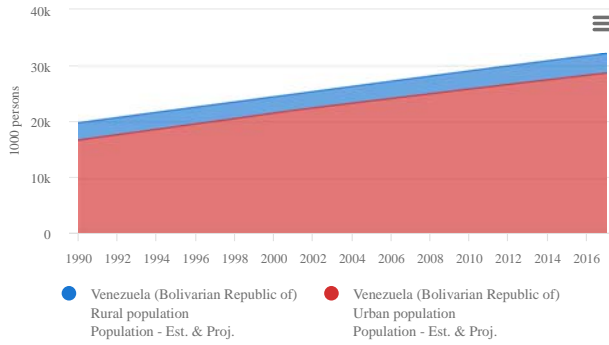
Leaflet (<http://leafletjs.com/>) | Tiles © Esri — Source: US National Park Service, © OpenStreetMap (<http://www.openstreetmap.org/>)
 /copyright) © CartoDB (<http://cartodb.com/attributions>)

The designations employed and the presentation of material in the maps do not imply the expression of any opinion whatsoever on the part of FAO concerning the legal or constitutional status of any country, territory or sea area, or concerning the delimitation of frontiers. South Sudan declared its independence on July 9, 2011. Due to data availability, the assessment presented in the map for Sudan and South Sudan reflects the situation up to 2011 for the former Sudan.

Demographics

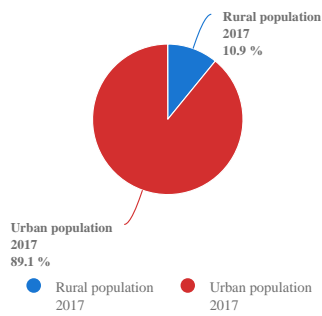
Rural and urban population

1990 - 2017



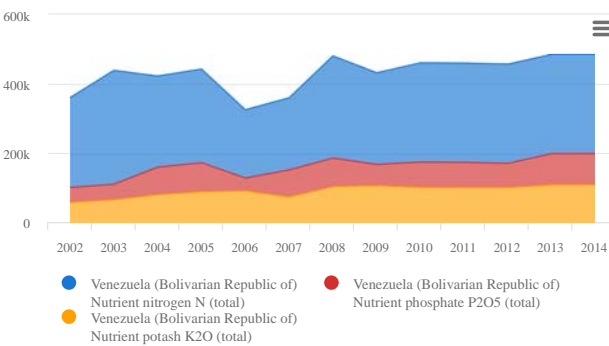
Rural and urban population

2017



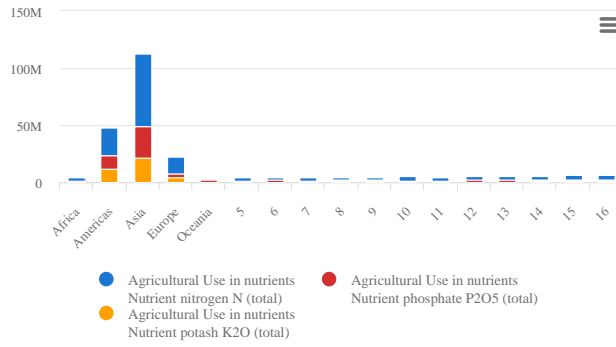
Inputs

Fertilizers consumption in nutrients



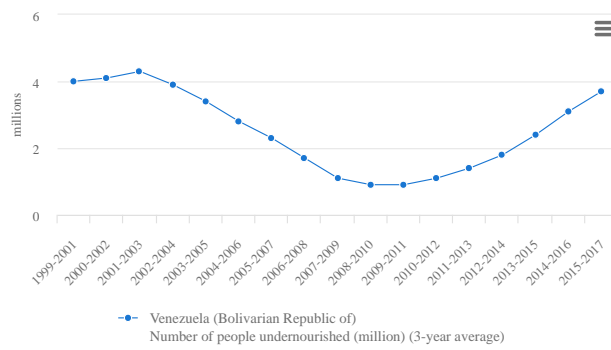
Fertilizers consumption in nutrients



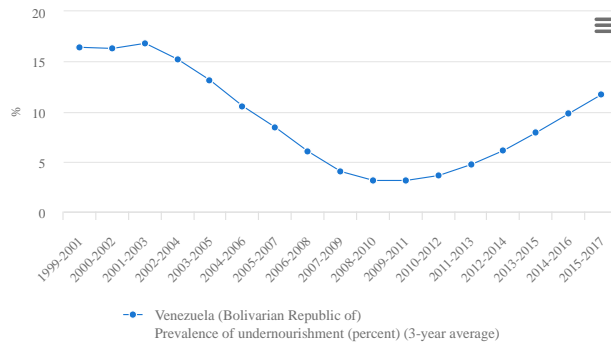


Hunger and food insecurity


Number of people undernourished (millions) (3-year average)



Prevalence of undernourishment (%) (3-year average)




Number of severely food insecure people (million) (3-year average)



Prevalence of severe food insecurity in the total population (percent) (3-year average)

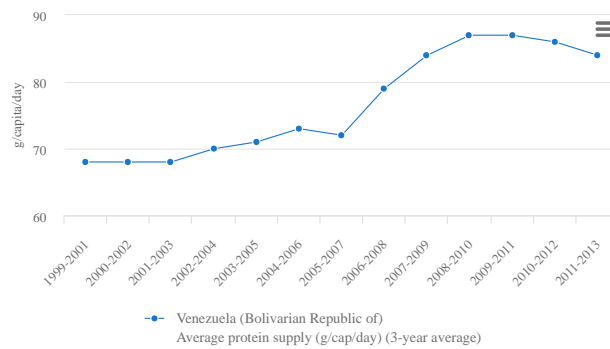


%

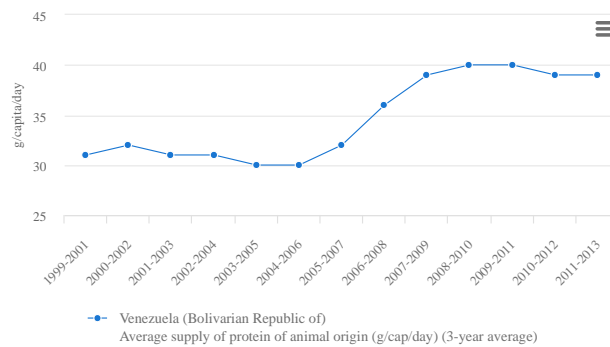


Food availability

Average protein supply (g/capita/day) (3-year average)

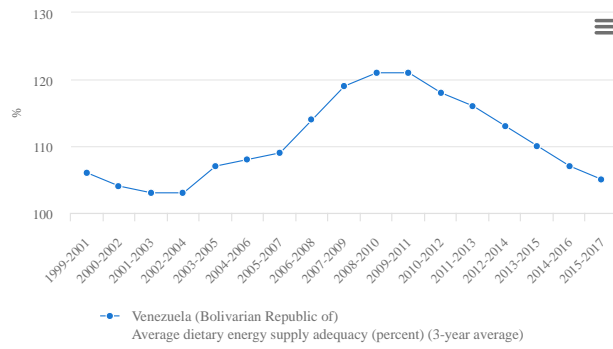


Average supply of protein of animal origin (g/capita/day) (3-year average)

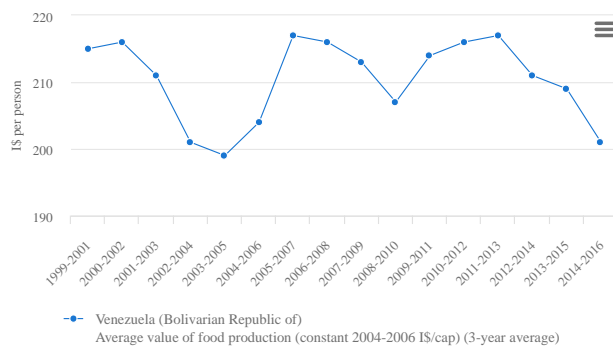


Average dietary energy supply adequacy (%) (3-year average)



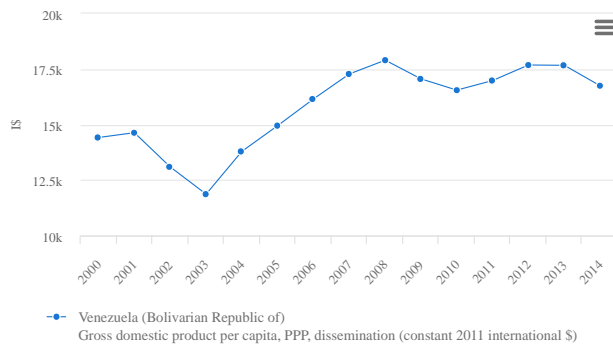


Average value of food production (constant IS\$ per person) (3-year average)

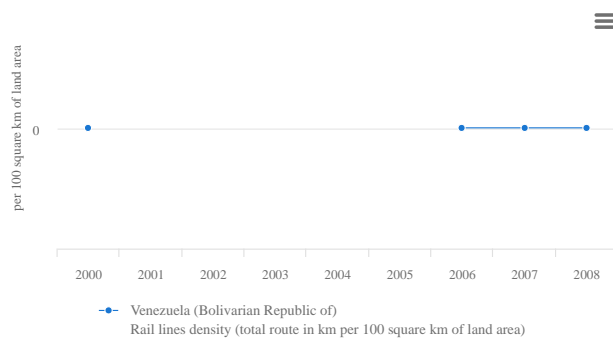


Food access


Gross domestic product per capita, PPP (constant 2011 international \$)

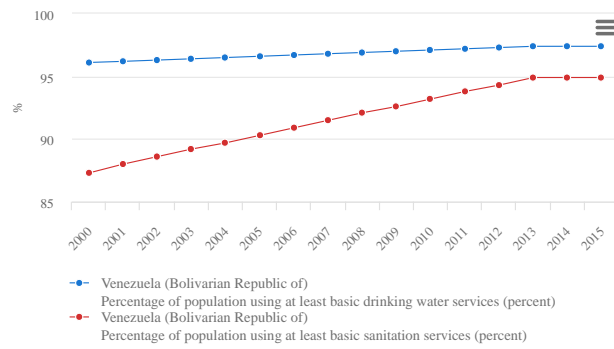



Rail lines density (total route in km per 100 square km of land area)

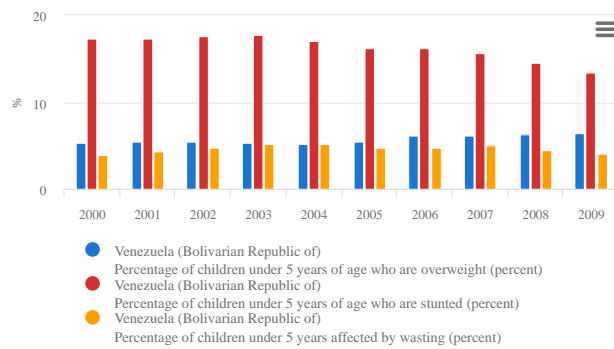



Food utilization

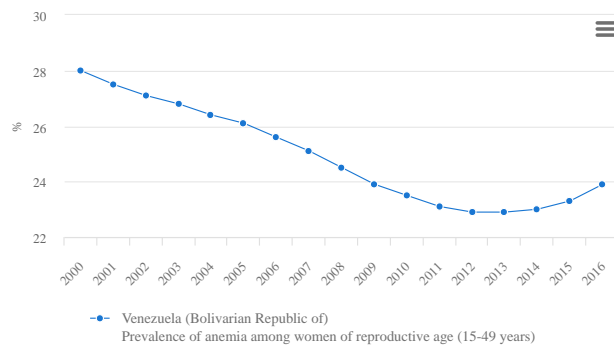
Percentage of population using at least basic drinking water services and sanitation services (per... 




Percentage of child malnutrition (percent) 

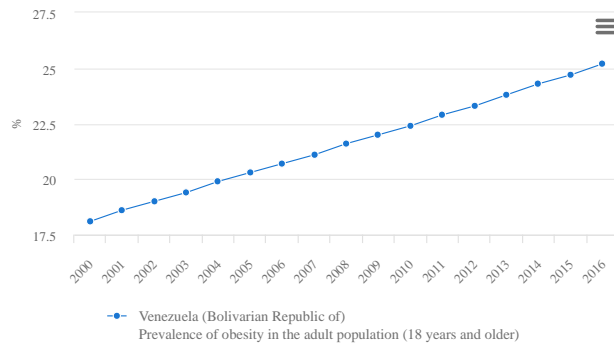


Prevalence of anemia among women of reproductive age (15-49 years) 



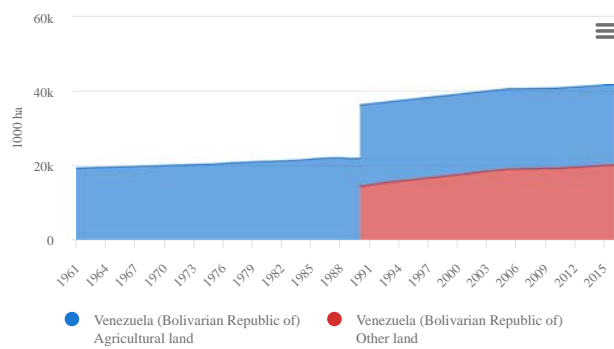
Prevalence of obesity in the adult population (18 years and older) 



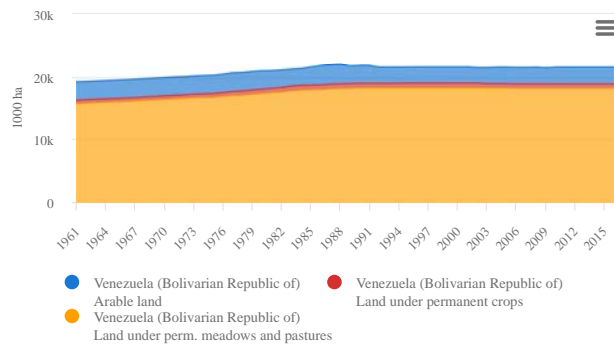


Land

Land Use
1961 - 2016



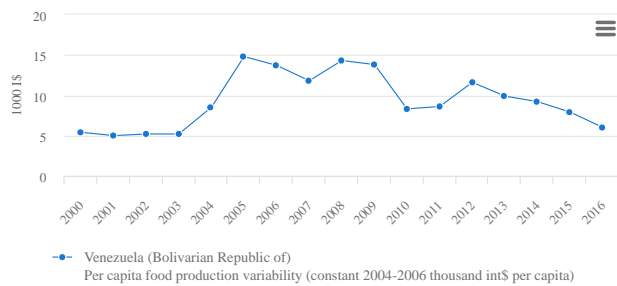
Agricultural Area
1961 - 2016



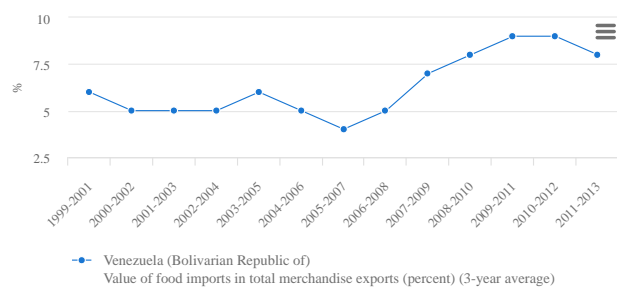
Economic and political stability

Per capita food production variability (l\$ per person constant 2004-06)

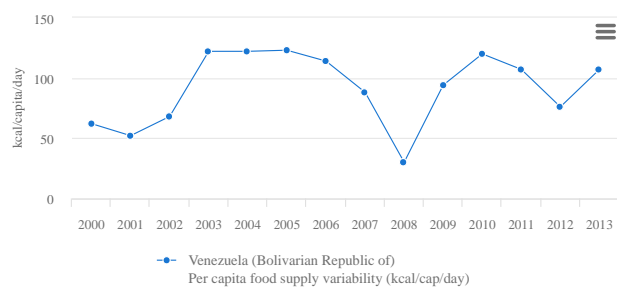




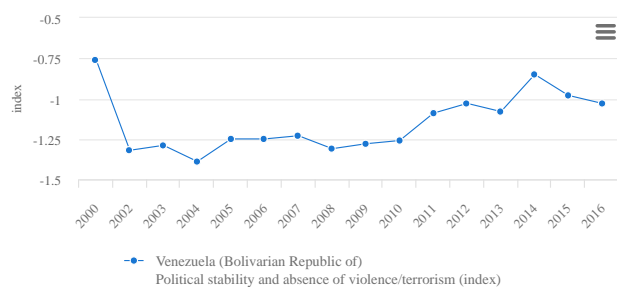
Value of food imports over total merchandise exports (%) (3-year average)



Per capita food supply variability (kcal/capita/day)



Political stability and absence of violence/terrorism (index)



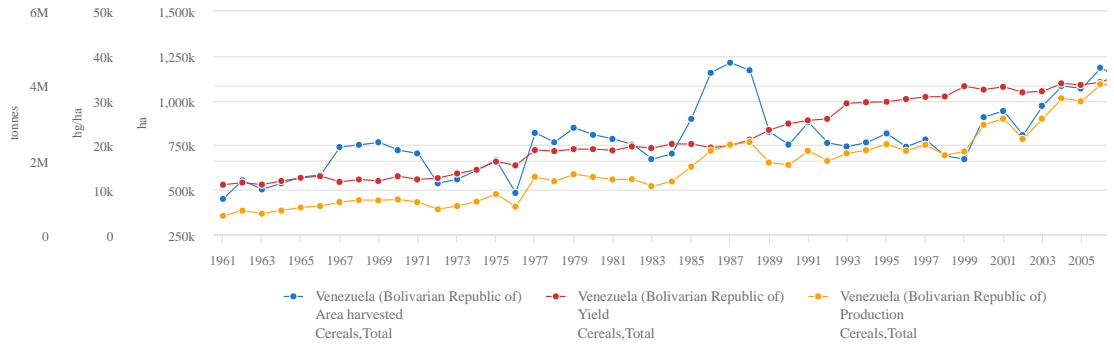
Production

Cereals, total production



1961 - 2017

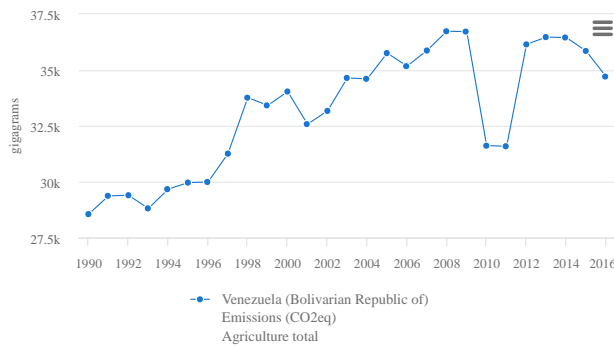




Emissions

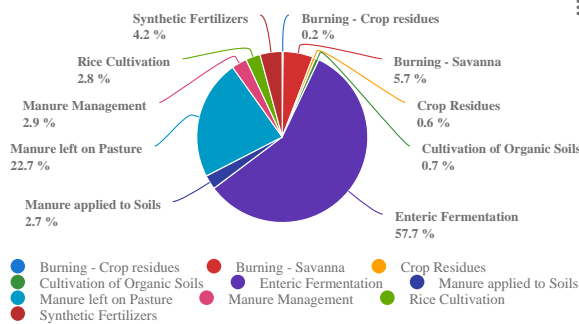
Emissions (CO2 equivalent), Agriculture total

1990 - 2016



Emissions by sector (CO2 equivalent)

Average 1990 - 2016



FAO Departments and Offices

Contact us
(<http://www.fao.org/contact-us/en/>)

Terms and Conditions
(<http://www.fao.org/contact-us/terms/en/>)

Scam Alert
(<http://www.fao.org/contact-us/scam-alert/en/>)

Report fraud
(<http://www.fao.org>)

Employment
(<http://www.fao.org/employment/home/en/>)

Procurement
(<http://www.fao.org/unfao/procurement/general-information/en/>)

Governing Bodies
(<http://www.fao.org/unfao/govbodies/gsbhome/gsb-home/en/>)

Office of the Inspector

Agriculture and Consumer Protection
(<http://www.fao.org/ag/portal/ag-home/en/>)

Economic and Social Development
(<http://www.fao.org/economic/es-home/en/>)

Fisheries and Aquaculture
(<http://www.fao.org/fishery/en/>)

Regional Office for Africa
(<http://www.fao.org/africa/en/>)

Regional Office for Asia and the Pacific
(<http://www.fao.org/asiapacific/en/>)

Regional Office for Europe and Central Asia
(<http://www.fao.org/europe/en/>)

Regional Office for Latin



/contact-us/report-fraud/en/)

General
(http://www.fao.org/aud/en/)

Evaluation
(http://www.fao.org/evaluation/oed-home/en/)

Legal and Ethics Office
(http://www.fao.org/legal/home/legal-office/en/)

Forestry
(http://www.fao.org/forestry/en/)

Technical Cooperation
(http://www.fao.org/tc/)

America and the Caribbean
(http://www.fao.org/americas/en/)

Regional Office for the Near East and North Africa
(http://www.fao.org/neareast/en)

Country Offices
(http://www.fao.org/about/who-we-are/worldwide-offices/en/)

Follow us on



(https://www.facebook.com/UNFAO/)



(https://www.flickr.com/photos/faonews/collections/)



(https://www.instagram.com/fao/)



(https://www.linkedin.com/company/fao)



(http://www.fao.org/news/rss-feed/en/)



(http://www.slideshare.net/FAOoftheUN)



(https://soundcloud.com/unfao)



(https://twitter.com/faostatistics)



(https://www.youtube.com/user/FAOVideo)

Download our App



(http://itunes.apple.com/us/app/faonow/id877618174?ls=1&mt=8)



(https://play.google.com/store/apps/details?id=org.fao.mobile)

(http://www.fao.org/contact-us/terms/en/)

© FAO 2019

