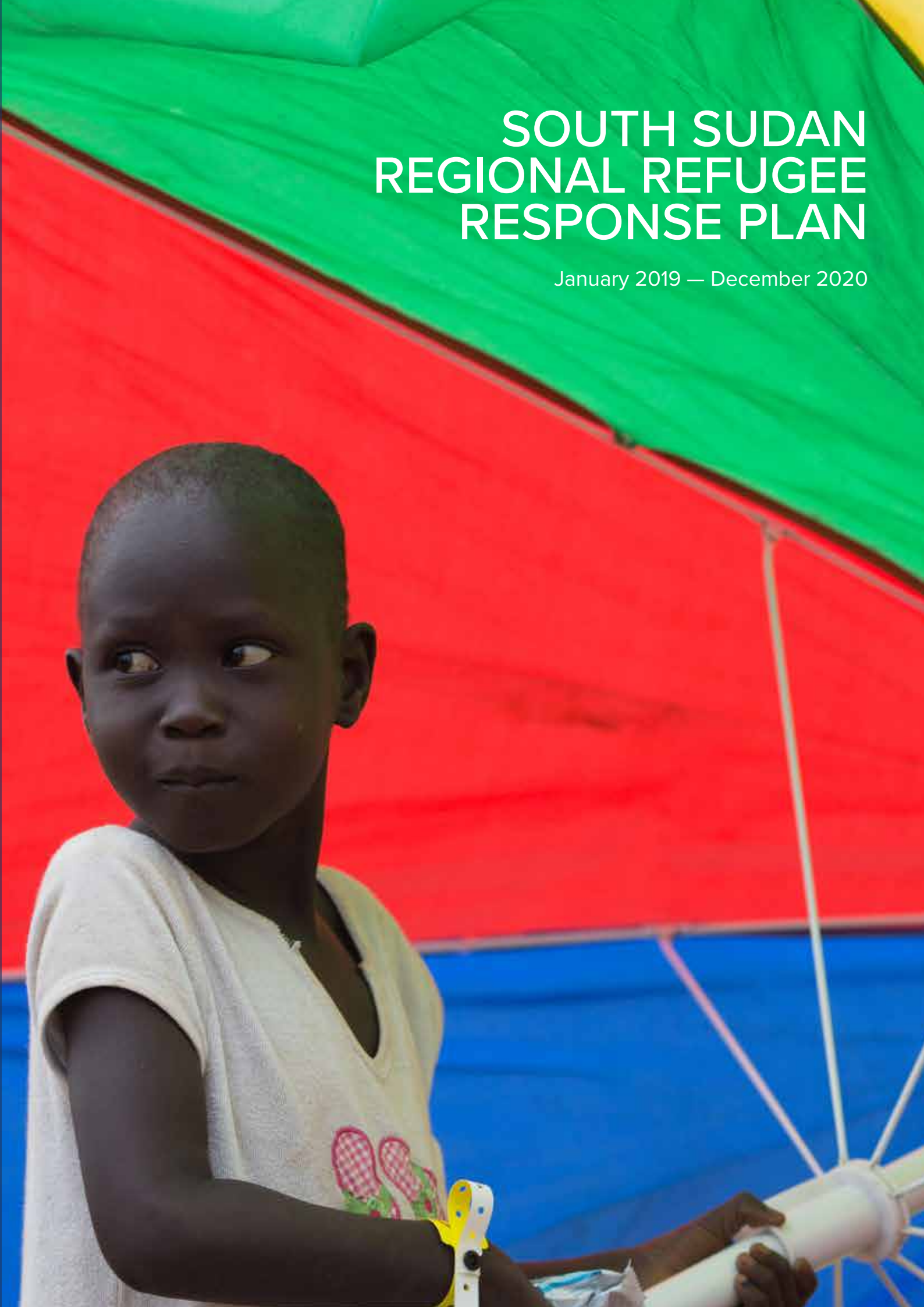


# SOUTH SUDAN REGIONAL REFUGEE RESPONSE PLAN

January 2019 — December 2020



**CREDITS:**

UNHCR wishes to acknowledge the contributions of partners and staff in the field, Regional Service Center (RSC) - Nairobi and Headquarters who have participated in the preparation of the narrative, financial and graphic components of this document.

Production: UNHCR, Regional Refugee Coordination Office (RRC), Nairobi, Kenya. With the support of Field Information and Coordination Support Section (FICSS/DPSM).

The maps in this publication do not imply the expression of any opinion on the part of UNHCR concerning the legal status of any country or territory or area, of its authorities, or the delimitation of frontiers or boundaries.

All statistics are provisional and subject to change.

For more information on the South Sudan crisis go to: [South Sudan Information Sharing Portal](#)

**FRONT COVER PHOTOGRAPH:**

*A young refugee from South Sudan plays with an umbrella while her family waits to be transported from the border to a holding area where they will be provided with meals and accommodation.*

©UNHCR / Will Swanson

# Contents

<b>Regional Refugee Response Plan</b>	<b>3</b>
Foreword	5
Introduction	7
Regional Protection and Solutions Analysis	10
Regional Response Strategy and Priorities	12
Partnership and Coordination	19
Financial Requirements	21
<b>The Democratic Republic of the Congo - summary plan</b>	
Background	31
Needs Analysis	31
Response Strategy & Priorities	32
Partnership and Coordination	33
Financial Requirements	34
<b>Ethiopia - summary plan</b>	
Background	37
Needs Analysis	37
Response Strategy & Priorities	38
Partnership and Coordination	39
Financial Requirements	40
<b>Kenya - summary plan</b>	
Background	43
Needs Analysis	43
Response Strategy & Priorities	44
Partnership and Coordination	45
Financial Requirements	46
<b>Sudan - summary plan</b>	
Background	49
Needs Analysis	50
Response Strategy & Priorities	51
Partnership and Coordination	52
Financial Requirements	53
<b>Uganda - summary plan</b>	
Background	57
Needs Analysis	57
Partnership and Coordination	59
Financial Requirements	61
<b>Annex</b>	
2019 & 2020 Financial Requirements	64



# Foreword

South Sudan's protracted conflict remains the largest contributing factor to internal displacement and exodus of refugees into neighbouring countries. In 2018, Regional Refugee Response Plan partners continued to observe an increase in the number of South Sudanese refugee arrivals in the Central African Republic, the Democratic Republic of the Congo, Ethiopia, Kenya, Sudan and Uganda. 2019 marks the sixth year of the conflict. With 2.2 million people living in poor conditions in exile, South Sudan's refugee crisis remains the largest in Africa.



Approximately 80 per cent of the refugee population are comprised of women and children and more than 50,000 refugee children remain unaccompanied or separated. Within South Sudan, 85 per cent of the 1.97 million internally displaced persons (IDPs) are women and children. Organizational partners are struggling to provide quality and timely assistance to survivors of sexual and gender-based violence (SGBV), while services that could offer resilience are largely out of reach, due to lack of infrastructure and resources in refugee hosting areas.

In 2018, underfunding posed severe challenges in the delivery of protection and humanitarian assistance, with only 25 per cent of the required \$1.3 billion funded as of September 2018. In Uganda there were insufficient teachers to provide quality education, with more than 80 students per teacher. In Sudan, the SGBV response is tested by a lack of medical services for survivors in health facilities, and in Ethiopia, 62 per cent of refugee households have no access to semi-permanent shelter. These examples are but a few of the consequences of underfunding.

Since the signing of the Revitalised Agreement on the Resolution of Conflict in South Sudan (R-ARCSS) on 12 September 2018 under the auspices of the Inter-Governmental Authority on Development (IGAD), a partial reduction in fighting has been seen. Amidst dwindling funding and a tumultuous political climate which gave rise to the R-ARCSS, I want to thank host countries and communities for granting asylum and for supporting Regional RRP partners as they continue to save and improve lives. I urge the donor community to increase funding to the South Sudan situation, particularly in underfunded areas such as protection, livelihoods, and education, for which levels among South Sudanese children and young adults are some of the lowest in the world.

It is my hope that increased funding for 2019-2020 will significantly improve living conditions and enhance refugee resilience. Resources are needed to ease the pressure on host states in furtherance of the Global Compact on Refugees, and to advance the Comprehensive Refugee Response Framework and related approaches that foster greater integration of refugees into national protection systems and development plans.

Arnauld Akodjenou  
Regional Refugee Coordinator for the South Sudan  
Situation and Special Advisor to the High Commissioner  
United Nations High Commissioner for Refugees

**2.8 M**

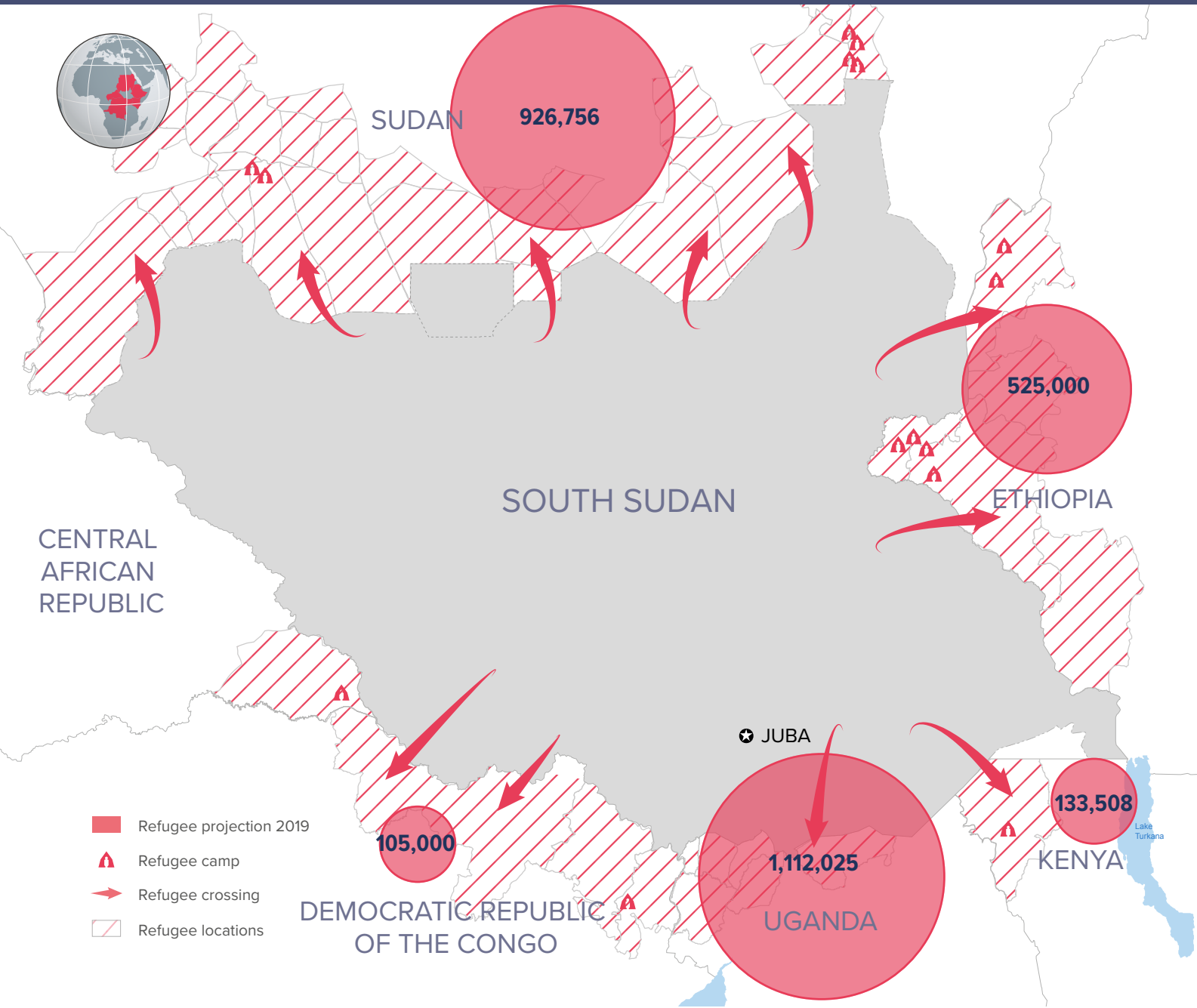
PROJECTED REFUGEE POPULATION BY 2019

**US\$ 1.4 B**

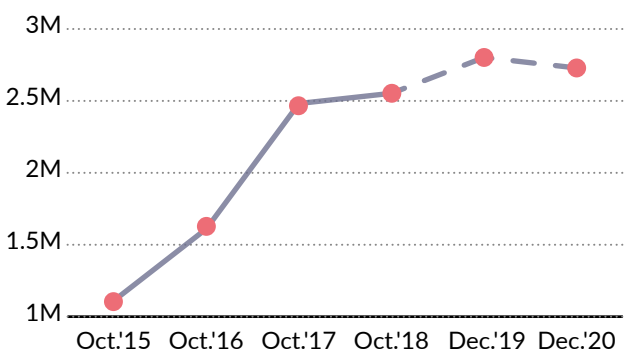
REQUIREMENTS 2019

**92**

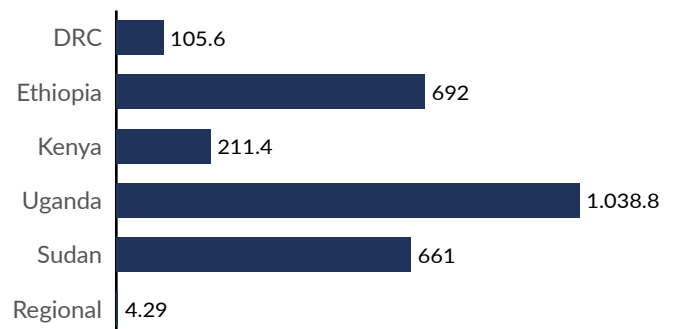
2019 & 2020 PARTNERS INVOLVED



Refugee Population Trends 2015 - 2020



2019 and 2020 Requirements | in millions US\$



# Introduction

The 2019-2020 Regional Refugee Response Plan (Regional RRP) for the South Sudan situation seeks to mount a regionally coherent inter-agency response supported by host governments in five countries of asylum, including Ethiopia, Uganda, The Democratic Republic of the Congo (DRC), Kenya, and Sudan, over the next two years. The shift of time span for the Regional RRP, changing from past practice of a one-year planning cycle to two years, was introduced with a view to ensuring longer-term predictability in the planning and programming of life-saving and resilience needs of South Sudanese refugees in the region.

The 2,571 South Sudanese refugees residing in the Central African Republic (CAR) are located in the town of Obo. Given the size of this refugee population, their needs will no longer be addressed through a dedicated chapter within the 2019-2020 Regional RRP for the South Sudan situation. The budgeted needs of this refugee population will instead be addressed and reflected in the refugee chapter of the 2019 Humanitarian Response Plan for CAR and the refugee country plan. Self-reliance activities (activités d'autonomisation) will be prioritized for this population with a view to increasing their access to health services, education, and livelihoods, which are severely underfunded. Since the CAR conflict has rapidly escalated in 2018, with 80 per cent of the country's territory embroiled in fighting between various armed factions, the provision of continued humanitarian support to this refugee population is vital.

Uganda currently hosts an estimated 785,104 South Sudanese refugees. In 2018, new arrivals dropped to 34,000 for the entire year, which is to be contrasted with an unprecedented influx of South Sudanese refugees

flowing into the country in 2016 and 2017 at an average rate of 2,000 refugees per day. While full food rations were restored for new arrivals, those who arrived prior to June 2015 no longer receive food and the individual arable plots of land generously granted by the Government of Uganda do not produce enough yield for refugees to become wholly self-reliant.

Sudan hosts 764,400 South Sudanese refugees. The Government of Sudan estimates South Sudanese refugees to be over 1.3 million but this figure has not been confirmed through verification. In 2018, Sudan received close to 30,000 new arrivals. Standardized Expanded Nutrition Survey (SENS) for refugee camps in White Nile State were released at the end of June 2018, indicating critical global acute malnutrition with severe acute malnutrition above emergency levels amongst both refugees and the host community.

Ethiopia hosts 422,240 South Sudanese refugees, making this the largest refugee population in the country. Continued violence in Upper Nile, Jonglei and Unity States has resulted in around 20,000 new arrivals seeking asylum thus far in 2018. The vast majority were accommodated through the expansion of Nguenyiel Camp in the Gambella Region, while a small number relocated to Gure Shembola Camp which was established in the neighbouring Beni Shangul Gumuz region in May 2017. Intra-communal tensions have been rife in 2018 due to competition over scarce resources, land-related disputes, and demographic changes in the Gambella region.

In Kenya, most of the 114,432 refugees from South Sudan are hosted in Kakuma camp and Kalobyei settlement in Turkana county. Kalobeyei settlement was

conceived as a joint initiative by UNHCR and the regional government, with the aim of easing the pressure on Kakuma camps and transitioning from an aid-based model of refugee assistance to one focused on self-reliance. In 2018, the Government took on an increased role in the delivery of protection services, making significant achievements in handling reception facilities and conducting registration and refugee status determination with the aim of strengthening the national refugee management system.

The Democratic Republic of Congo (DRC) hosts 95,181 South Sudanese refugees, who reside primarily in overcrowded refugee camps. Thousands live with impoverished host communities along the border, facing significant security challenges, lack of services, and food insecurity. With violations of the cessation of hostilities agreement in Central Equatorial State and Western

Equatoria State, current expectations are that there will be some 105,000 South Sudanese refugee arrivals into the DRC during 2019.

In 2019, the Regional RRP is expected to cater for 2.8 million South Sudanese refugees in the East and Great Lakes sub-regions of Africa. In 2020, that figure is anticipated to slightly reduce to 2.7 million, subject to the revitalized peace agreement currently being implemented. The projection also takes into account possible spontaneous returns and natural population growth rate. Ongoing protracted displacement of South Sudanese refugees is expected to exert further pressure on the already limited economic resources of the host countries. The sheer scale of the South Sudanese refugee situation urgently calls for greater international solidarity and responsibility sharing – key principles that underpin the Global Compact for Refugees.

## Projected South Sudanese Refugee Population

	Projected Refugee Population 31 Dec. 2018	Projected Refugee Population 31 Dec. 2019	Projected Refugee Population 31 Dec. 2020
DRC	100,000	105,000	108,000
Ethiopia	485,000	525,000	480,000
Kenya	123,593	133,508	140,446
Sudan	876,756	926,756	926,756*
Uganda**	1,060,809	1,112,025	1,074,266
<b>Total</b>	<b>2,646,158</b>	<b>2,802,289</b>	<b>2,729,468</b>

\*The operation considers that there is not yet enough data to predict the size of the return in 2019. At the same time, with the current trend it is expected that the population size will remain the same in 2020.

\*\* The baseline for this projection is based on a mix of OPM RIMS figures and verification data for settlements where verification had been undertaken as at June 2018, when the Country RRP planning process began. Sector targets and agency budgets for 2019 and 2020 have been developed based on this projection. In order to align the population planning figures, targets and budgets with the results of verification, this Regional and Country RRP will be revised in early 2019.





# Regional Protection and Solutions Analysis

In spite of the vast regional scope of the South Sudanese refugee influx and the pressure it has placed on hosting countries; South Sudanese fleeing the conflict continue to enjoy prima facie refugee status in all neighbouring states, in line with Article 1 (2) the 1969 OAU Convention Governing the Specific Aspects of Refugees in Africa. There have been no reported instances of refoulement or denial of access to asylum procedures for South Sudanese in the region throughout 2018.

South Sudan's refugee situation justifiably continues to be characterized as a children's crisis. Some 63 per cent of refugees are under the age of 18. Over 65,000 children have been registered unaccompanied or separated from their parents or usual caregivers. As a consequence, the 2019-2020 Regional RRP will prioritize family reunification and alternative care placement as well as support to education and a comprehensive child care response with respect to the South Sudan situation. Support to national child protection systems including the issuance of birth certificates and vital statistics remain of the utmost priority. The continuum of child protection services from the reception centres to settlements, as well as in urban refugee settings, will be pursued in all response countries. Regional RRP partners will need to redouble their efforts to provide relevant education pathway options, including vocational training, for South Sudanese refugee children and youth across the region as these constitute a large segment of the refugee population. Support to refugee children and youth will also be instrumental to conflict-mitigation and peacebuilding in South Sudan in 2019- 2020.

The strengthening of registration and verification processes for all South Sudanese refugees, including through socio-economic profiling, will be an operational regional priority for the 2019-2020 Regional RRP. The need to ensure the birth of each refugee of South Sudanese origin is registered and documented, whether the birth occurred in the country of origin or in exile, will also be pivotal to the prevention of statelessness. Given the weakness of South Sudan's current civil registration system, ensuring civil status documentation is addressed prior to return will be critical.

The size of the South Sudanese refugee population in each of the five countries of asylum is such that commensurate investment will be required across a number of key sectors. These include: addressing the growing protection risks triggered by food insecurity, including efforts to mitigate the negative coping mechanisms caused by repeated ration cuts; enhancing child protection resources and SGBV prevention and response activities, and scaling up the provision of permanent shelter, semi-permanent shelter and sanitation.

Conditions are not yet in place to facilitate or promote repatriation in safety and dignity to South Sudan due to ongoing armed conflict and egregious human rights violations; despite the signature of the Revitalised Agreement on the Resolution of the Conflict in the Republic of South Sudan (R-ARCSS) by the warring parties on 12 September

2018. This notwithstanding, the 2019-2020 Regional RRP for the South Sudan situation will have to maintain flexibility to adjust to changing operational dynamics of increased spontaneous returns should the peace agreement hold, or a renewed influx should it collapse. The R-ARCSS foresees a period of eight months for the pre-transitional phase followed by three years of transition during which a constitutional review and electoral process will unfold. During this period, the 2.4 million South Sudanese refugees residing in neighbouring countries will need to be given an opportunity to partake in South Sudan's peacebuilding process. This peacebuilding goal will be pursued through the organization of peace awareness and ethnic reconciliation activities in South Sudanese refugee settings across the region.

From July 2017-March 2018, Regional RRP partners witnessed the spontaneous return of 11,000 refugees to South Sudan, occurring predominantly to South Sudan's Yei county from Uganda, Ethiopia and the CAR. These returns were neither safe nor sustainable as illustrated by protection monitoring conducted in accessible areas of return in South Sudan, which concluded that 90 per cent of spontaneous returns had become IDPs. Overarching operational imperatives for the 2019-2020 Regional RRP will be to scale up the response to meet the lifesaving needs of the South Sudanese influx whilst strengthening national protection and resilience mechanisms in asylum countries.

During the past five years, the South Sudanese conflict has persisted, seriously impacting the protection environment and the ability of the population to access basic services. The security situation remains uncertain and poses a challenge for asylum countries and the humanitarian partners addressing the needs of refugees who fled before and after the outbreak of conflict in 2013. While regional population displacement projections have reduced, there is still a constant and steady flow of new arrivals fleeing an evolving and volatile situation.

The situation has been exacerbated by a lack of services, such as civil documentation, education, food (which resulted directly from the destruction of infrastructures and crops), displacement of health and education professionals, and limited humanitarian access. Moreover, it has also deepened the gender inequalities and reinforced traditional gender roles which are known root causes of gender-based violence. Gross underreporting of SGBV cases among South Sudanese women, girls, men and boys in refugee settings is a major concern.

Based on the five protection and solutions priorities, the 2019-2020 response to the South Sudan situation, engaging with over 92 humanitarian, governmental and development partners, will promote enhanced protection information and empowerment of the South Sudanese people - asylum seekers, refugees, internally displaced or stateless – through reinforced operational capacity and prioritization of core areas of action.

# Regional Response Strategy and Priorities

## Regional Objectives

The 2019-2020 Regional RRP for the South Sudan situation remains guided by the following regional strategic objectives which were validated on an inter-agency basis:

1. Upholding the quality of asylum for South Sudanese refugees in the region, the majority of whom are women and children, by meeting their lifesaving needs and upholding their dignity according to applicable minimum standards;
2. Anchoring the response within national and regional multi-year protection frameworks, policies, laws, and standards which comprehensively address legal and physical protection needs of South Sudanese refugees with a particular emphasis on children, women and youth;
3. Enhancing biometric registration, documentation and data management in collaboration with host Governments to support implementation of durable solutions strategies;
4. Proactively exploring and, where applicable, pursuing innovative approaches based on participatory assessments with refugees, Governments, humanitarian and development actors, the private sector, and civil society, with a view to systematically expanding Cash-Based Interventions (CBIs) and other initiatives aimed at alleviating the dependency of refugees on aid;
5. Maintaining the civilian and humanitarian character of camps; and
6. Promoting social cohesion between refugees and host communities through implementation of targeted resilience programmes.

## Regional Protection Framework

The 2019-2020 Regional RRP will strengthen support to prepare refugees to partake in peacebuilding, promoting social cohesion between refugee and host communities and national reconciliation efforts in South Sudan.

The protection dividends gained through the roll out of the Comprehensive Refugee Response Framework (CRRF) in Ethiopia, Kenya and Uganda need to be harnessed to preserve asylum space. Similarly, the out-of-camp policies in Sudan and the DRC need to be effectively supported, something which has not been the case to date. Lack of greater international solidarity to make these refugee models viable in the long run places the positive protection

## 2019 Regional Targets



% of children with specific needs receiving individual case management

46%

% of Unaccompanied and Separated Children in appropriate interim or long term alternative care

53%

% of refugee children enrolled in primary school/temporary learning spaces

62%

*n/a for Ethiopia*



% of refugee children enrolled in primary school/temporary learning spaces

62%

*n/a for Ethiopia*

% of refugee children enrolled in secondary school/temporary learning spaces

28%

*n/a for Ethiopia*



% of refugee households with energy saving stove and equipment

70%

*n/a for DRC*



% of refugees employed/self-employed

6%

*n/a for Ethiopia*



% of refugee households living in semi-permanent shelter

32%



% of refugee households with family latrine

76%

Litres of water received per person per day

20.5L

% of refugee households with sufficient soap for hygiene

74%



environment for South Sudanese refugees at heightened risk. Secondary and onward movement of South Sudanese refugees in search of better standards of protection has occurred and may continue to increase if the level of support to South Sudanese refugees is not commensurate and remains uneven throughout the region.

Regional RRP partners will provide protection and solutions-oriented interventions. Central to this is to strengthen national asylum management systems and further support the creation of a conducive environment that promote long-term sustainable solutions. The activities of the South Sudan regional refugee response plan for the next two years will be guided by meeting the five protection and solutions priorities outlined below in all countries of the refugee response. These interventions will be carried out for South Sudanese refugees in the asylum countries and extended to supporting segments of vulnerable host communities in refugee hosting areas.

#### **Enhancing legal and physical protection:**

- Child protection
- Maintaining the civil and humanitarian character of asylum
- Registration and documentation
- Alternatives to camps, and relocation
- Prevention and response to sexual and gender-based violence
- Education
- Assistance and protection to other affected populations throughout the continuum of displacement

#### **Ensuring protection coherence in the emergency response**

- Training programme on protection for government officials
- Ensuring actions to protect the vulnerable during the initial stage and beyond

#### **Inclusion of South Sudanese in national systems**

- Common regional approaches to mainstream South Sudanese in respective national systems
- Promoting resilience through development programming
- Ensuring government leadership and promoting government responsibility

#### **Protection empowerment**

- Communication with communities
- Ensuring access to information
- Maximizing community-based protection

#### **Solutions oriented approach**

- Enabling family reunification, across countries and continents through complimentary pathways
- Advancing legal, economic and social integration benchmarks
- Capacitating refugees for voluntary returns when they become feasible

## Strengthening Livelihoods and Self-Reliance

The increasing acknowledgment that forced displacement transcends the humanitarian sphere to include political and development challenges has prompted further engagement with national authorities and development actors to work through the barriers to inclusion of refugees and internally displaced people, enhance social cohesion, and advance integration schemes.

In Ethiopia, the livelihoods refugee response for the South Sudan situation is aligned with the objectives of the National Comprehensive Refugee Response Strategy (NCRRS) particularly for livelihoods, job creation and private sector development. Under the lead of the Ethiopian Government's Administration for Refugees and Returnees (ARRA), RRP partners are engaged in ensuring synergies between the objectives of the Regional RRP and the NCRSS.

In Kenya, the Kalobeyei Integrated Socio Economic Development Program (KISEDIP) is a 14-year project (2016-2030) taking the Turkana County Integrated Development Plan as its basis. The Kenya RRP for South Sudanese refugees will seek to enable access to quality and sustainable basic and social services as well as promote self-reliance and resilience for the South Sudanese refugees and their host communities. The Government of Kenya departments, RRP partners, World Bank, International Finance Corporation (IFC) and other development partners and NGOs will facilitate access to agriculture development, promoting entrepreneurship and access to business opportunities, new technologies and training that are the foundation of resilient livelihoods for host and refugee communities. The private sector, the World Bank and IFC will play a key role in ensuring the sustainability of KISEDIP model.

In Uganda, the Government's Refugee and Host Population Empowerment (ReHoPE) strategy provides the national framework for integrated and holistic support to refugees and host populations. It was incorporated into the United Nations Development Assistance Framework (UNDAF) and is aligned with the National Development Plan II (NDP II) and the Settlement Transformative Agenda. The Office of the Prime Minister (OPM) Department of Refugees, key line ministries and the nine District Local Governments (DLGs) are central partners in the planning and coordination of development-oriented interventions and in basic service provisions.

In the DRC, the South Sudanese refugee population will exceed 100,000 individuals in 2019-2020. Refugees reside in the very remote North Eastern DRC where insecurity due to attacks by the Lord's Resistance Army (LRA) and other armed groups prevail making accessibility to refugees a key challenge. Approximately 40 per cent are currently in recognised settlements (Meri and Biringi) where few RRP partners operate and where very meagre resources and land are shared between refugees and hosts. The influx of refugees puts pressure on available land and infrastructure, as well as on service provision. Success of the "Alternative to Camps" approach hinges on more robust development investment, and the RRP can be a key conduit for increased operational presence and resources for the response.



In 2016, all 193 Member States of the United Nations adopted the New York Declaration for Refugees and Migrants, and the comprehensive refugee response framework (CRRF) as part of it, to strengthen international responsibility sharing in situations of large movements of refugees and protracted refugee situations. The New York Declaration set in motion preparations for the global compact on refugees (GCR), informed by the practical application of comprehensive responses and a broad range of consultations, which is set to be affirmed by the General Assembly by the end of-2018. With the CRRF as an integral part, the global compact proposes a range of global and context-specific measures for applying comprehensive responses in a more systematic and sustainable ways, as outlined in its programme of action. The objectives of the global compact are to: (i) ease pressures on host countries; (ii) enhance refugee self-reliance; (iii) expand access to third country solutions; and (iv) support conditions in countries of origin for return in safety and dignity.

RRPs contribute to the implementation of the global compact by articulating prioritized multi-stakeholder responses for the benefit refugees and host communities, as identified with governments and partners. Ethiopia, Kenya and Uganda, which are part of the South Sudan Regional RRP, continue to apply the CRRF under the leadership of their governments, and the support of UNHCR and a broad range of partners, including refugee and host community participation. The majority of South Sudanese refugees in the region are hosted in relatively remote, under-developed and economically under-served areas. The local communities hosting refugees are themselves in a precarious socioeconomic situation, impacted by food insecurity and malnutrition, suffering from limited access to basic social services and economic infrastructure, as well as scarce livelihood opportunities. The presence of refugees could further exacerbate their situation by increasing competition over limited social services, livelihood opportunities, and natural resources. These development-related challenges could contribute to tensions between refugees and host communities and negatively impact the protection and safety of refugees unless addressed in a timely manner.

Countries affected by the South Sudan Situation have taken important steps in applying comprehensive responses, setting the direction for reinforced efforts in 2019. In

Uganda, the CRRF seeks to advance Uganda's Settlement Transformative Agenda (STA), embedded into the National Development Plan II (2016-2021), and including humanitarian and development interventions. The roadmap for 2018-2020, adopted by the CRRF Steering Group, focuses on adaptation and standardization of refugee response and protection based on lessons learned; access to quality education for refugee and host communities; water delivery and infrastructure; environment and energy; health care; and livelihoods, resilience and self-reliance. In parallel to continued operational efforts, recent steps include endorsing the Integrated Health Refugee Response Plan and Education Sector plan outlining the needs of both refugees and the host-community in refugee-hosting districts.,

Ethiopia made nine pledges to comprehensively respond to refugee needs and is formulating a National Comprehensive Refugee Response Strategy (NCRRS). This approach combines wider support to host communities, fostering peaceful coexistence, and greater inclusion of refugees in national development plans. The government of Ethiopia has prepared a roadmap detailing the implementation of each pledge, outlining key opportunities and partnerships that must be put in place, and is incorporating some of the pledges into a revised Refugee Proclamation.

In Kenya, significant progress has been made in the inclusion of refugees in the County Integrated Development Plans and the UN Development Assistance Framework 2018-2022 (UNDAF) by including refugees as a target population. The Government with the support of partners has taken significant steps to include refugees in national systems, such as in education and health. Partnerships with local authorities, civil society and private sector are key in bridging the humanitarian-development gap and building the self-reliance and resilience of refugee and host communities.

In DRC and Sudan, the strategy outlined in the RRP fosters the implementation of response in line with the global compact. RRP partners are for instance working with the governments to promote the inclusion of refugees in the national systems and are able to access basic services alongside host communities with the challenge that resources remain scarce.

Sudan continues to receive significant influxes into White Nile, South Kordofan, West Kordofan, East Darfur and South Darfur states, North Darfur, North Kordofan, and Khartoum states. The majority of refugees are women and children who arrive in highly impoverished food insecure refugee hosting areas with mixed situations of IDPs and refugees. The RRRP efforts led by the Commission for Refugees (COR) revolve on support for the livelihoods response including vocational training, CBIs, micro-financing, and protection of livelihood assets such as livestock and land access.

## Expanding Solutions

The solutions strategy pursued for the South Sudan situation in the Regional RRP will be in line with and will reinforce the implementation of comprehensive responses through the Global Compact on Refugees (GCR) in the region. Three out of the five refugee response countries have already operationalised the CRRF following endorsement of the New York Declaration. As highlighted in para 2.3 (28) of the report on the GCR endorsed at the UN General Assembly (UNGA), “refugee movements often have a significant regional or sub-regional dimension. While the characteristics of regional and sub-regional mechanisms and groupings vary, they may, as appropriate, play an important role in comprehensive responses. Past comprehensive responses have also demonstrated the value of regional cooperation in addressing refugee situations in a manner which encompasses the political dimensions of causes”.

Three multipronged solutions approaches will be pursued for the South Sudan situation: through advancing socio-economic empowerment, international responsibility sharing and creating favourable conditions for return of refugees and IDPs.

With respect to socio-economic inclusion in refugee hosting countries, key priorities will be expanding the remit of the right to work (including self-employment); enabling the exercise of the right to establishment (through acquisition of residency rights, facilities to

access micro-financing and opening small-scale businesses); increasing freedom of movement and refugee access to markets including small-scale farming to address chronic food insecurity due to repeated ration cuts will be essential.

The South Sudan refugee crisis suffers from a global responsibility sharing and visibility deficit. Despite being the largest refugee crisis in Africa, few initiatives are in place outside the sub-region to relieve pressure on hosting states and offer opportunities to South Sudanese refugees beyond the sub-region. The proactive use of resettlement and complementary pathways for South Sudanese refugees who are at heightened protection risk or have limited integration prospects is pivotal. Alongside this effort, the importance of labour mobility schemes where refugees engage in employment and acquire vocational skills cannot be overstated for such a young refugee population.

The durable solutions framework for the South Sudanese situation must address the continuum of forced displacement of IDPs and refugees to create the conditions for sustainable return to South Sudan over the two-year period. The solutions frameworks being developed for refugees and IDPs, including those living in camp settings, requires quick impact projects to be rapidly put in place but also will demand skills profiling

to prepare the population to effectively reintegrate when conditions are in place for voluntary return, and to support the ongoing peacebuilding process.

The key solutions stakeholders for the situation include the Government of South Sudan and parties to the R-ARCSS, host Governments of the region, as well as

resettlement countries and other countries outside the region offering complementary pathways, the UN, International NGOs (INGOs), Civil Society and the donor community. These different work streams can contribute to the emergence of a comprehensive regional solutions approach to the South Sudan situation which the Regional RRP can leverage fully.

## Partnership and Coordination

The 2019-2020 Regional RRP for the South Sudan situation will encompass 92 operational partners spanning five countries of asylum where refugees are hosted in both settlements and out-of-camp settings.

The Refugee Coordination Model (RCM) is applied and regular reporting is carried out against agreed regional objectives and indicators.

The Government entities entrusted with refugee management have established coordination and monitoring mechanisms at both sub-national and national levels. UNHCR and Regional RRP partners hold sector-level meetings to ensure Regional RRP interventions are complementary to district and national level planning. One important area where synergies will need to be ensured is between the CRRF steering committees and UN development coordination bodies established at the national level.

The South Sudan situation is coordinated by the UNHCR Special Advisor and Regional Refugee Coordinator and his team based out of Nairobi. The 2019-2020 Regional RRP strategic objectives were informed by strategic level inter-agency meetings of Regional RRP partners convened by the Regional Refugee Coordination Office following after the joint launch of the Regional RRP and HRP on the South Sudan situation by the High Commissioner for Refugees and the Emergency Relief Coordinator (ERC) and host Governments in February 2018.

Regional RRP partners work in close collaboration works in close collaboration with UN and NGO partners in the development and humanitarian realms, and with regional economic communities such as the Intergovernmental Authority for Development to ensure a regionally coordinated response to the regional South Sudanese crisis.

## 2019 & 2020 REGIONAL RRP PARTNERS

- Action Africa Help International
- Action contre la Faim
- Action For The Needy In Ethiopia
- Adventist Development and Relief Agency
- African Humanitarian Aid and Development Agency
- African Women and Youth Action for Development
- Agency for Technical Cooperation and Development
- American Refugee Committee
- Almanar Voluntary Organization
- Association for Aid and Relief Japan
- Association of Volunteers in International Service
- Bethany Christian Service Global, LLC
- Building Resources Across Communities
- CAFOD
- Care and Assistance For Forced Migrants
- CARE International
- Caritas Uganda
- Catholic Organization for Relief and Development Aid
- Catholic Relief Services
- Concern WorldWide
- Cooperazione e Sviluppo
- Danish Church Aid
- Danish Refugee Council
- Don Bosco
- Doctors with Africa
- Enabel
- FH
- Film Aid International
- Finn Church Aid
- Food and Agriculture Organization
- GAH
- Gesellschaft fuer Internationale Zusammenarbeit
- GOAL
- Handicap International
- Help Age International
- Humane Africa Mission
- ICCO
- Impact Initiatives
- International Aid Services
- International Medical Corps
- International Organization for Migration
- International Rescue Committee
- Islamic Relief
- IsraAid
- Johanniter
- Kenya Red Cross Society
- LKAD
- Lutheran World Federation
- Lutheran World Relief
- Malteser International
- Medical Teams International
- Mercy Corps
- NADA
- National Council of Churches of Kenya
- Norwegian Church Aid
- Norwegian Refugee Council
- OXFAM
- Peace Winds Japan
- Plan International
- Refugee Consortium of Kenya
- Relief International
- Right to Play
- Samaritan's Purse
- Sanivation
- Save the Children International
- Self Help Africa
- SNV NDO
- Swiss Contact
- Transcultural Psychosocial Organization
- Trócaire
- Tutapona Trauma Rehabilitation
- Uganda Red Cross Society
- United Methodist Committee on Relief
- United Nations Development Programme
- United Nations High Commissioner for Refugees
- United Nations Industrial Development Organization
- United Nations International Children's Emergency Fund
- United Nations Office for Project Services
- United Nations Population Fund
- United Peace Organization
- UNWOMEN
- War Child Canada
- War Child Holland
- Water Mission
- Welthungerhilfe
- WHH
- Windle International Kenya
- Windle International Uganda
- World Food Programme
- World Health Organization
- World Vision International
- ZOA International

# Financial Requirements

## By Organization & Year-2019/2020

ORGANIZATION	2019	2020	TOTAL
Action Africa Help International	480,132	514,066	994,198
Action contre la Faim	6,650,000	6,965,000	13,615,000
Action For The Needy In Ethiopia	1,639,792	3,266,570	4,906,362
Adventist Development and Relief Agency	3,085,000	2,675,000	5,760,000
African Humanitarian Aid and Development Agency	447,000	536,000	983,000
African Women and Youth Action for Development	300,000	300,000	600,000
Agency for Technical Cooperation and Development	500,000	1,000,000	1,500,000
American Refugee Committee	3,093,597	3,101,430	6,195,027
Almanar Voluntary Organization	500,000	500,000	1,000,000
Association for Aid and Relief Japan	1,580,000	1,580,000	3,160,000
Association of Volunteers in Internation Service	2,587,510	460,277	3,047,787
Bethany Christian Service Global, LLC	353,047	324,495	677,542
Building Resources Across Communities	350,000	350,000	700,000
CAFOD	550,000	550,000	1,100,000
Care and Assistance For Forced Migrants	1,608,405	1,212,868	2,821,273
CARE International	9,356,197	7,083,406	16,439,603
Caritas Uganda	1,559,603	1,350,000	2,909,603
Catholic Organization for Relief and Development Aid	1,584,000	2,147,000	3,731,000
Catholic Relief Services	4,685,415	4,786,362	9,471,777
Concern WorldWide	2,177,276	2,442,276	4,619,552
Cooperazione e Sviluppo	350,000	300,000	650,000
Danish Church Aid	3,320,000	4,100,000	7,420,000
Danish Refugee Council	25,062,699	18,281,358	43,344,057
Don Bosco	273,916	392,611	666,527

ORGANIZATION	2019	2020	TOTAL
Doctors with Africa	650,000	740,000	1,390,000
Enabel	3,597,781	549,753	4,147,534
FH	1,842,797	2,260,000	4,102,797
Film Aid International	56,458	56,458	112,916
Finn Church Aid	2,650,000	2,670,000	5,320,000
Food and Agriculture Organization	23,713,069	23,179,433	46,892,502
GAH	890,000	440,000	1,330,000
Gesellschaft fuer Internationale Zusammenarbeit	766,000	226,000	992,000
GOAL	400,000	400,000	800,000
Handicap International	500,000	400,000	900,000
Help Age International	1,415,075	993,296	2,408,371
Humane Africa Mission	1,200,000	1,150,000	2,350,000
ICCO	251,074	210,115	461,189
Impact Initiatives	397,962	386,054	784,016
International Aid Services	225,706	95,809	321,516
International Medical Corps	3,254,013	2,928,612	6,182,625
International Organization for Migration	26,441,400	24,675,700	51,117,100
International Rescue Committee	4,034,892	5,389,468	9,424,360
Islamic Relief	920,000	920,000	1,840,000
IsraAid	720,000	720,000	1,440,000
Johanniter	956,500	923,500	1,880,000
Kenya Red Cross Society	6,077,329	6,077,329	12,154,658
LKAD	1,658,837	2,082,582	3,741,419
Lutheran World Federation	7,520,755	6,754,312	14,275,067
Lutheran World Relief	300,000	300,000	600,000
Malteser International	1,299,513	946,200	2,245,713
Medical Teams International	1,578,370	1,000,000	2,578,370
Mercy Corps	2,800,000	1,300,000	4,100,000
NADA	750,000	600,000	1,350,000
National Council of Churches of Kenya	4,947,135	5,780,232	10,727,367
Norwegian Church Aid	4,026,630	6,220,780	10,247,410
Norwegian Refugee Council	22,402,411	18,105,700	40,508,111

ORGANIZATION	2019	2020	TOTAL
<b>OXFAM</b>	24,838,517	21,350,233	<b>46,188,750</b>
<b>Peace Winds Japan</b>	2,000,000	2,000,000	<b>4,000,000</b>
<b>Plan International</b>	4,486,293	4,499,944	<b>8,986,237</b>
<b>Refugee Consortium of Kenya</b>	264,597	264,597	<b>529,194</b>
<b>Relief International</b>	1,000,000	1,000,000	<b>2,000,000</b>
<b>Right to Play</b>	700,000	1,000,000	<b>1,700,000</b>
<b>Samaritan's Purse</b>	400,000	310,000	<b>710,000</b>
<b>Sanivation</b>	300,000	-	<b>300,000</b>
<b>Save the Children International</b>	21,757,929	19,675,321	<b>41,433,250</b>
<b>Self Help Africa</b>	280,000	420,000	<b>700,000</b>
<b>SNV NDO</b>	900,000	300,600	<b>1,200,600</b>
<b>Swiss Contact</b>	500,000	-	<b>500,000</b>
<b>Transcultural Psychosocial Organization</b>	1,338,945	1,540,000	<b>2,878,945</b>
<b>Trócaire</b>	600,000	750,000	<b>1,350,000</b>
<b>Tutapona Trauma Rehabilitation</b>	150,000	150,000	<b>300,000</b>
<b>Uganda Red Cross Society</b>	2,760,039	1,409,650	<b>4,169,689</b>
<b>United Methodist Committee on Relief</b>	550,500	540,000	<b>1,090,500</b>
<b>United Nations Development Programme</b>	34,681,500	34,061,500	<b>68,743,000</b>
<b>United Nations High Commissioner for Refugees</b>	592,505,414	488,087,208	<b>1,080,592,622</b>
<b>United Nations Industrial Development Organization</b>	300,000	300,000	<b>600,000</b>
<b>United Nations International Children's Emergency Fund</b>	78,495,583	77,737,704	<b>156,233,286</b>
<b>United Nations Office for Project Services</b>	3,000,000	3,000,000	<b>6,000,000</b>
<b>United Nations Population Fund</b>	12,314,687	12,402,687	<b>24,717,374</b>
<b>United Peace Organization</b>	267,200	267,200	<b>534,400</b>
<b>UNWOMEN</b>	3,250,000	3,250,000	<b>6,500,000</b>
<b>War Child Canada</b>	1,270,000	2,127,500	<b>3,397,500</b>
<b>War Child Holland</b>	1,125,000	1,050,000	<b>2,175,000</b>
<b>Water Mission</b>	400,000	600,000	<b>1,000,000</b>
<b>Welthungerhilfe</b>	1,800,000	1,000,000	<b>2,800,000</b>
<b>WHH</b>	1,475,000	35,000	<b>1,510,000</b>
<b>Windle International Kenya</b>	800,000	850,000	<b>1,650,000</b>

ORGANIZATION	2019	2020	TOTAL
Windle International Uganda	972,972	972,972	1,945,944
World Food Programme	404,667,155	404,822,108	809,489,263
World Health Organization	8,673,488	10,558,836	19,232,324
World Vision International	11,485,512	11,782,986	23,268,498
ZOA International	1,100,000	500,000	1,600,000
<b>TOTAL</b>	<b>1,421,747,627</b>	<b>1,291,316,098</b>	<b>2,713,063,725</b>

## By Sector & Year

SECTOR	2019	2020	TOTAL
Protection	170,840,621	146,126,502	316,967,123
Education	144,119,288	112,590,778	256,710,066
Energy and Environment	53,079,373	31,961,622	85,040,996
Food Security	375,069,308	378,618,340	753,687,648
Health & Nutrition	158,007,600	138,678,924	296,686,525
Livelihoods & Resilience	189,498,365	172,399,332	361,897,697
Shelter & NFIs	174,979,886	171,722,203	346,702,089
WASH	154,008,210	137,073,420	291,081,630
Regional	2,144,976	2,144,976	4,289,952
<b>TOTAL</b>	<b>1,421,747,627</b>	<b>1,291,316,098</b>	<b>2,713,063,725</b>

## By Country & Year

COUNTRY	2019	2020	TOTAL
DRC	55,367,528	50,232,107	105,599,635
Ethiopia	342,195,880	349,825,889	692,021,769
Kenya	105,374,640	106,047,199	211,421,839
Sudan	323,456,780	337,448,804	660,905,583
Uganda	593,207,823	445,617,123	1,038,824,947
Regional	2,144,976	2,144,976	4,289,952
<b>TOTAL</b>	<b>1,421,747,627</b>	<b>1,291,316,098</b>	<b>2,713,063,725</b>







# SUMMARY OF COUNTRY CHAPTERS

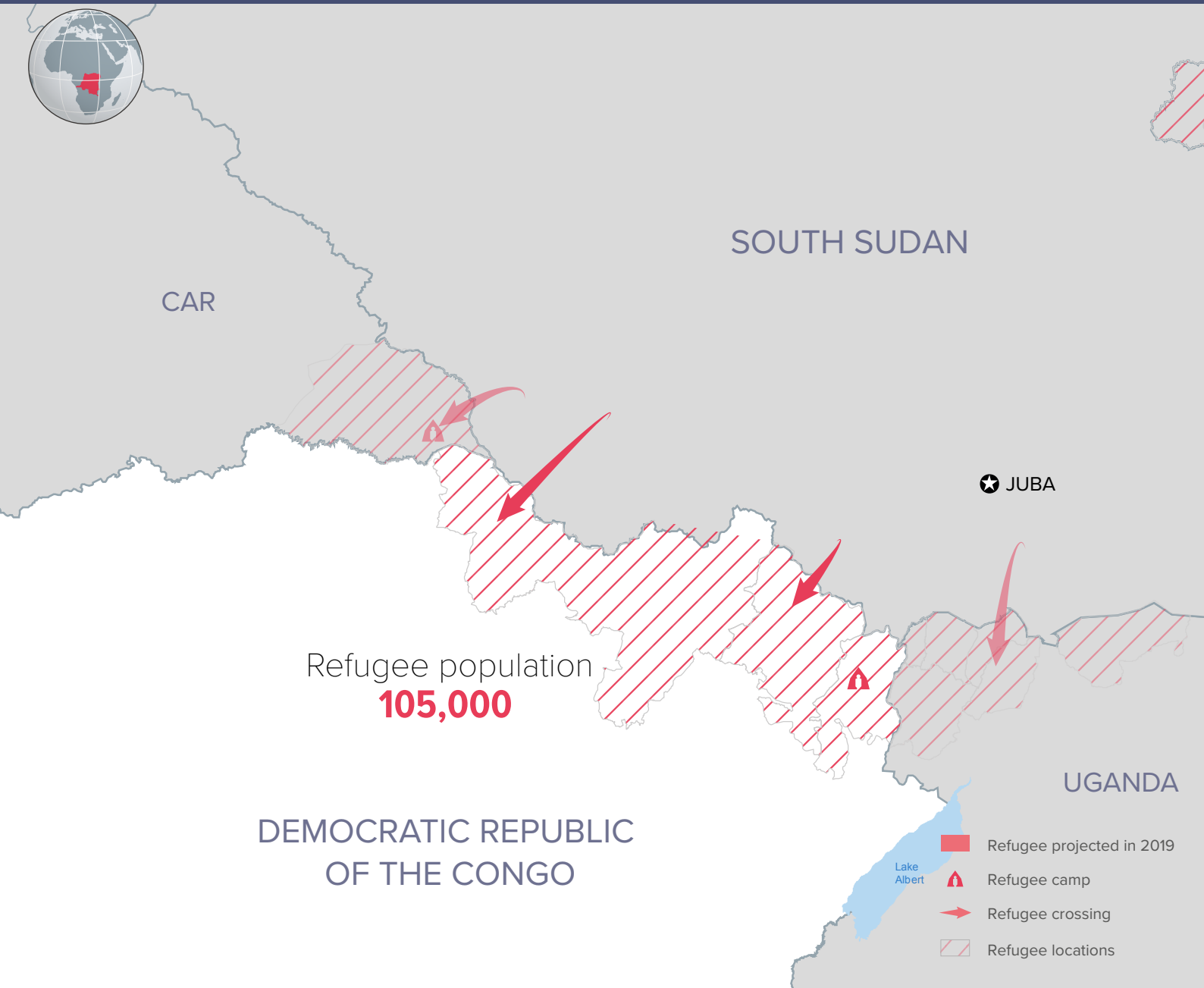


THE DEMOCRATIC REPUBLIC  
OF THE CONGO

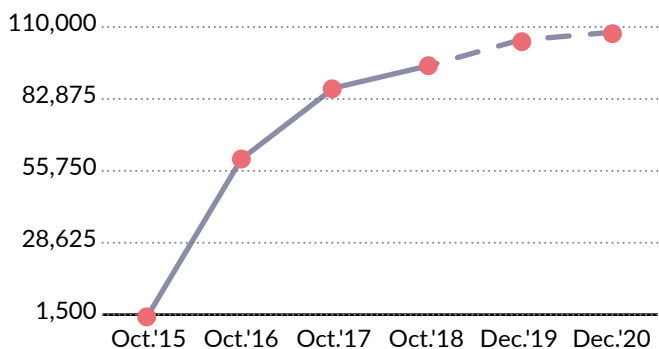
**105,000**  
PROJECTED REFUGEE  
POPULATION BY 2019

**US\$ 55.4M**  
REQUIREMENTS 2019

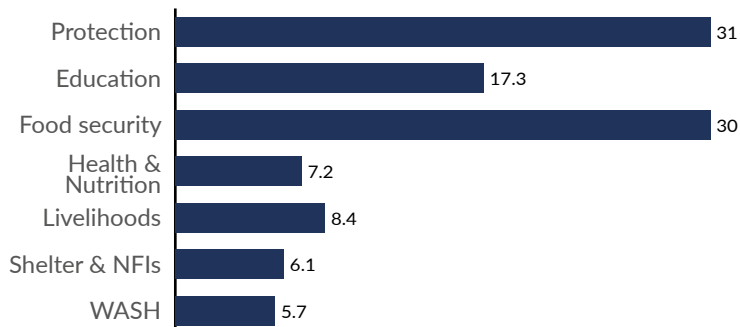
**7**  
2019 & 2020 PARTNERS  
INVOLVED



Refugee Population Trends 2015 - 2020



2019 and 2020 Requirements | in millions US\$



# Background

Some 95,181 South Sudanese refugees are hosted in the DRC as of 31 October 2018. They are mainly in camps and settlements in Haut-Uele and Ituri provinces where an open door asylum policy is maintained.

The socio-economic situation in hosting areas is poor and there is minimal access to basic services. Both host community and South Sudanese refugees look to RRP partners for assistance, but underfunding has forced the response to focus on core elements of registration, basic protection activities, the development of sites, and the provision of some limited assistance. The remote location, insecure operating environment, poor roads and lack of infrastructure represent critical challenges that jeopardize the timely provision of assistance.

In trying to promote self-reliance among refugees and the hosting communities, RRP partners and the Government have tried to bolster local markets using cash interventions where possible in the response. Freedom of movement and an out-of-camp policy support this approach but there will be a need in 2019 and 2020 to focus on formal agreements on access to land, as well as on stronger infrastructure for market needs.

## Projected Beneficiary Population

	Projected Population 31 Dec. 2018	Projected Population 31 Dec. 2019	Projected Population 31 Dec. 2020
South Sudanese refugees	100,000	105,000	108,000
Host Community*	73,869	67,469	60,069

\*This is the total targeted host community across refugee-hosting sub-counties in DRC, including those hosting South Sudanese

# Needs Analysis

There are significant needs in all sectors, including serious protection concerns, particularly for those living near border areas where armed groups have a strong presence. Living conditions in settlements and access to services remain significantly below humanitarian standards and far from SDG targets. All health zones hosting refugees face deteriorating infrastructure, lack of qualified staff, difficulties in the supply of vaccines and drugs, impacting negatively on access to satisfactory health care for refugees and host communities alike. Less than half the South Sudanese refugees have access to primary health care and more than 40 per cent of the school-going age children

are currently out of school. Currently refugees receive direct assistance to access schools and RRP partners will support national education programming – the details of which are currently under discussion at the provincial and national levels. The water and sanitation situation is a serious concern for refugees with 14.8 litres of water available per person per day and only 23 per cent of South Sudanese have access to drop hole latrines. Limited means to develop livelihood opportunities means that South Sudanese refugees in DRC rely heavily on food assistance for survival. All residents of hosting areas will be included in the planned support to agricultural collectives and their connection to markets in the area and further afield. The approach to the new settlement should help with overcrowding, as well as with closer ties between host and refugee communities.

## Response Strategy & Priorities

In 2019-2020 RRP partners will work together with the government and other actors to provide essential services, support a more community-based response, encourage a strong protection environment, and strengthen resilience and work toward finding durable solutions.

The response strategy will be aligned with the five following objectives:

1. Preserve equal and unhindered access to territorial asylum and international protection, promoting the full enjoyment of rights, and the civilian character of asylum;



2. Improve the protection and solutions environment through stronger links to developing national systems and services through development and government partners, including police and the justice, health and education, land management and others necessary for community-based responses, self-reliance in all sectors, and progression towards the full enjoyment of all rights;
3. Achieve minimum standards in the provision of multi-sectoral assistance to refugees and host communities with a view to anchor the response in government systems; development plans; multi-year strategies; and regional protection frameworks and policies – paying particular attention to the needs of children and women;
4. Promote social cohesion and peaceful co-existence between refugees and host communities through the implementation of targeted self-reliance and resilience programmes and respect for the natural environment; and
5. Foster economic self-reliance and durable solutions for refugees and host communities by expanding the use of cash in the short term and reducing the dependency of humanitarian aid, and promoting peace and development in line with national and provincial plans.

## Partnership and Coordination

Refugees are hosted in settlements, on land identified by local authorities, in close collaboration with the *Commission Nationale pour les Réfugiés* (CNR). There are relatively few partners present and active in the area, but some, such as UNDP, are attempting to increase their presence. Coordination is managed under the leadership of CNR, with UNHCR playing a key support role. There are no Clusters in areas hosting South Sudanese refugees and efforts are currently underway to include refugee hosting areas in Provincial development planning.

### 2019 & 2020 SOUTH SUDAN REGIONAL RRP PARTNERS IN DRC

- Danish Refugee Council
- Food and Agriculture Organization
- United Nations Development Programme
- United Nations High Commissioner for Refugees
- United Nations International Children's Emergency Fund
- United Nations Population Fund
- World Food Programme

# Financial Requirements

## By Organization & Year-2019/2020

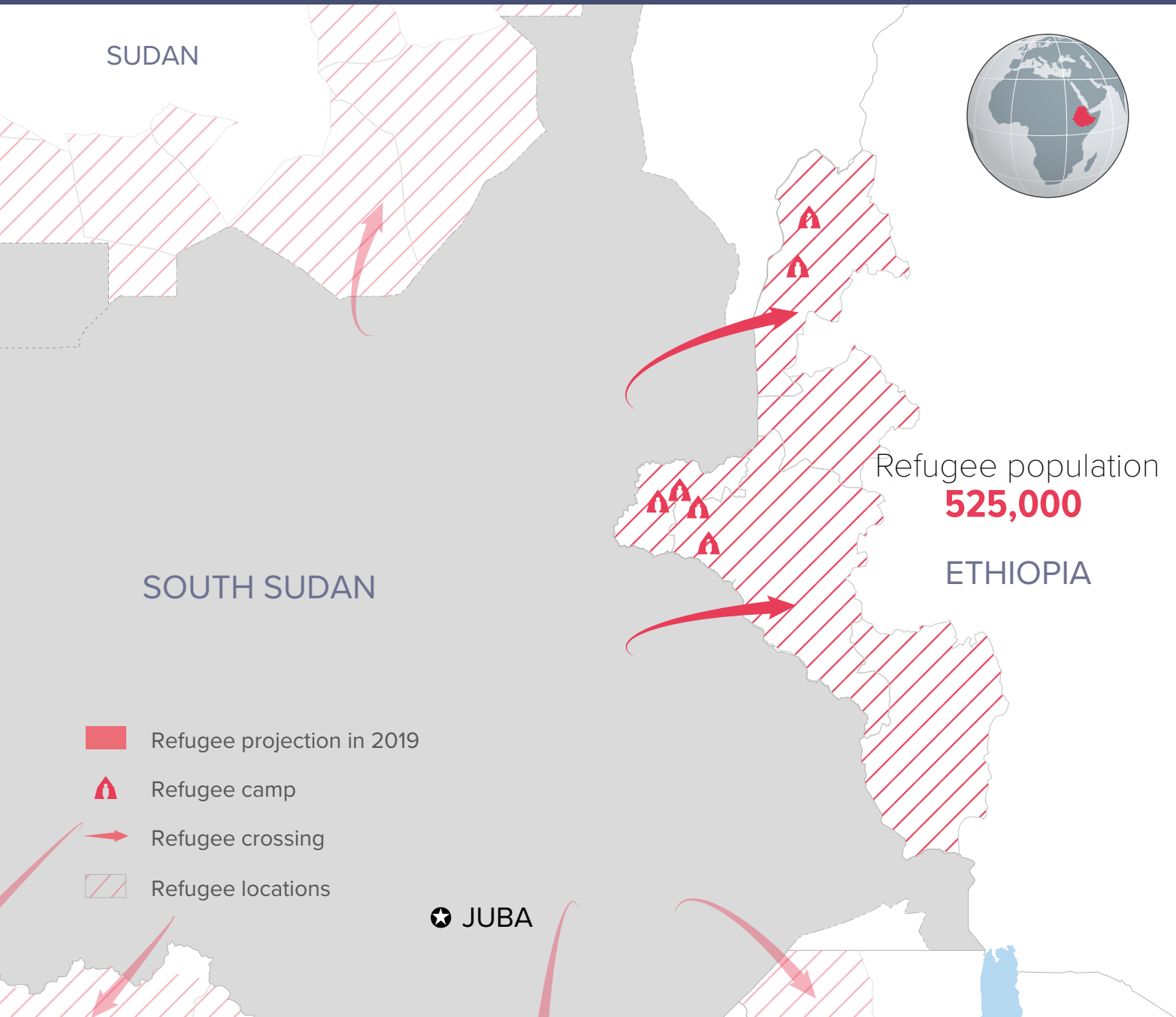
ORGANIZATION	2019	2020	TOTAL
Danish Refugee Council	250,000	225,000	475,000
Food and Agriculture Organization	1,200,000	1,080,000	2,280,000
United Nations Development Programme	4,012,500	4,012,500	13,155,269
United Nations High Commissioner for Refugees	26,306,124	23,675,594	8,025,000
United Nations International Children's Emergency Fund	6,923,826	6,231,443	49,981,808
United Nations Population Fund	400,000	360,000	760,000
World Food Programme	16,275,078	14,647,570	30,922,648
<b>TOTAL</b>	<b>55,367,618</b>	<b>50,232,107</b>	<b>105,599,725</b>

ETHIOPIA

**525,000**  
PROJECTED REFUGEE  
POPULATION BY 2019

**US\$ 342.2 M**  
REQUIREMENTS 2019

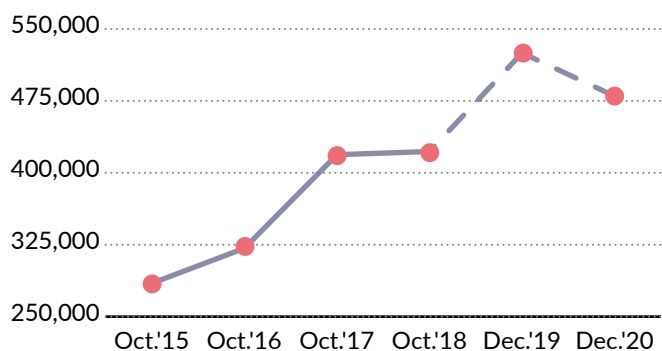
**22**  
2019 & 2020 PARTNERS  
INVOLVED



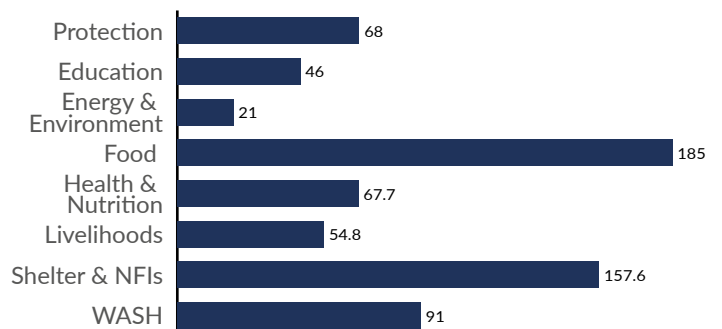
- Refugee projection in 2019
- ⛑ Refugee camp
- ➔ Refugee crossing
- ▨ Refugee locations

★ JUBA

Refugee Population Trends 2015 - 2020



2019 and 2020 Requirements | in millions US\$



# Background

Ethiopia has a long standing history of hosting refugees. The country maintains an open door policy for refugee inflows and allows humanitarian access and protection to those seeking asylum on its territory. The South Sudanese are the largest refugee population in Ethiopia, totalling 422,240 as of 31 August 2018.

To guide the transition towards an increasingly integrated approach to refugee assistance, a ten-year National Comprehensive Refugee Response Strategy will be adopted in 2019. The goal of the Strategy is to ensure self-reliance and resilience of refugees and host communities; and to prepare the refugees for durable solutions by supporting their socio-economic integration and a phased transition out of the current camp-based model of assistance. The national Strategy will guide the implementation of pledges, and the Ethiopia component of the Regional RRP for the South Sudan Situation.

Grounded in the spirit of the CRRF, and in support of the national-led response, the Ethiopia RRP chapter for South Sudanese refugees forms part of the Ethiopia Country Refugee Response Plan and outlines the collective response of humanitarian and development agencies over the next two years. The plan aims to ensure the increased coherence and alignment of all planned interventions supporting refugees against a common set of sectorial objectives and performance targets, to improve coordination, and to further timely and effective protection and solutions.

## Projected Beneficiary Population

	Projected Population 31 Dec. 2018	Projected Population 31 Dec. 2019	Projected Population 31 Dec. 2020
South Sudanese refugees	422,240*	525,000	480,000
Host Community	n/a	n/a	n/a

\* Refugees figures as of 31 August 2018

# Needs Analysis

Based on the prevailing trend of new arrivals, approximately 88 per cent are women and children, with women accounting for 66 per cent of the adult population; many of whom are heads of households. Some 23 per cent of the new arrivals are youth that have specific needs.

The risk of epidemics remains high with low vaccination coverage among new arrivals, ongoing cholera outbreaks in South Sudan and poor WASH conditions within the camps. During protection assessments based on individual interviews and focus group discussions women reported rape, the killing of their husbands, and the abduction of children during flight. Among the large number of children (64 per cent of new arrivals), there are many unaccompanied and separated children, many having experienced traumatic events leading to their initial displacement or during their subsequent flight, including the death of parents or forced recruitment by armed actors.

The identification of cases with specific protection needs will be prioritized at reception during Level 1 registration and appropriate referrals facilitated. This includes medical screening to assess suitability for onward relocation, with those unfit to travel - including persons with disabilities and those with chronic illness - transferred with additional support or transferred inland to receive necessary medical treatment prior to onward relocation. Considering that unaccompanied and separated children from an average of 21 per cent of new arrivals, child protection remains a high priority in the delivery of essential services; which include support for care-arrangement, psychosocial care in child-friendly spaces, and, if deemed necessary, individual case management to determine the need for additional specialized care following relocation.

Assistance to the wider refugee population will be organized following Level 2 and Comprehensive Level 3 registration based on priority needs and availability of resources, which may include the provision of mobility devices, prioritization for enrolment to appropriate programmes and support, such as protection services, allocation of shelters, NFIs, food rations and supplementary feeding programmes. Among the South Sudanese refugees in Ethiopia, almost 91 per cent reside in refugee camps in the Gambella region. The natural environment in the area is fragile and access to alternative energy for cooking and light is minimal, necessitating refugees to collect firewood.

## Response Strategy & Priorities

The Ethiopia operation will continue to seek innovative, cost-effective and sustainable ways to deliver basic needs and essential services, including life-saving activities. The response strategy will focus on the following objectives:

1. Preserving and enhancing the protection environment and living conditions of refugees and promotion of peaceful coexistence with local communities;
2. Strengthening refugee protection through the expansion of improved community-based and multi-sectorial child protection and SGBV programmes;
3. Strengthening access to multi-sectoral services;
4. Supporting the implementation of the Government's pledges to expand access to rights, services, and self-reliance opportunities in the longer-term;
5. Contributing to the development of a strong linkage with local/national development related interventions; and
6. Expanding access to durable solutions including resettlement opportunities, voluntary repatriation when feasible, legal migration pathways, as well as local integration.

# Partnership and Coordination

Ethiopia has well-established refugee response and coordination processes in place, based on the Refugee Coordination Model (RCM), which are anchored in a solid framework of refugee law and procedure. An interagency Refugee Coordination Group comprised of the heads of agencies and other senior staff supporting the national refugee response, meets quarterly to discuss strategic and inter-sector operational issues. Active sector working groups include Protection, Health, Education, WASH, Shelter, Energy and the Environment, together with a Child Protection/SGBV sub-working group, which meet on a monthly basis. The Humanitarian Country Team also forms part of the broader consultation forum on the overall refugee response, together with UNDAF working groups that relate to refugees.

Under the CRRF, the existing coordination mechanism has been complemented by a specific CRRF governance structure; under the auspices of the Office of the Prime Minister, that includes a CRRF Steering Committee, and a National Coordination Office, to facilitate engagement of a wide range of stakeholders, across government agencies and ministries, with the World Bank, development actors, UN agencies, NGOs, and the private sector. This structure, together with the development of a ten-year National Comprehensive Refugee Response Strategy to be adopted in 2019, will guide the implementation of the pledges and a transition towards an increasingly integrated approach to refugee assistance, aligned to the Government of Ethiopia's Growth and Transformation Plan.

## 2019 & 2020 SOUTH SUDAN REGIONAL RRP PARTNERS IN ETHIOPIA

- Action contre la Faim
- Action For The Needy In Ethiopia
- African Humanitarian Aid and Development Agency
- Bethany Christian Service Global, LLC
- Concern WorldWide
- Danish Refugee Council
- Doctors with Africa
- Food and Agriculture Organization
- GOAL
- Help Age International
- International Medical Corps
- International Organization for Migration
- International Rescue Committee
- Lutheran World Federation
- Norwegian Church Aid
- Norwegian Refugee Council
- OXFAM
- Save the Children International
- United Nations Development Programme
- United Nations High Commissioner for Refugees
- United Nations International Children's Emergency Fund
- World Food Programme

# Financial Requirements

## By Organization & Year-2019/2020

ORGANIZATION	2019	2020	TOTAL
Action contre la Faim	3,150,000	3,465,000	6,615,000
Action For The Needy In Ethiopia	1,639,792	3,266,570	4,906,362
African Humanitarian Aid and Development Agency	447,000	536,000	983,000
Bethany Christian Service Global, LLC	353,047	324,495	677,542
Concern WorldWide	1,467,276	1,467,276	2,934,552
Danish Refugee Council	3,175,000	2,889,260	6,064,260
Doctors with Africa	650,000	740,000	1,390,000
Food and Agriculture Organization	1,795,700	2,628,000	4,423,700
GOAL	400,000	400,000	800,000
Help Age International	1,415,075	993,296	2,408,371
International Medical Corps	3,254,013	2,928,612	6,182,625
International Organization for Migration	13,150,000	13,150,000	26,300,000
International Rescue Committee		1,650,000	1,650,000
Lutheran World Federation		550,000	550,000
Norwegian Church Aid	920,000	3,900,000	4,820,000
Norwegian Refugee Council	5,400,000	4,400,000	9,800,000
OXFAM	8,500,000	5,250,000	13,750,000
Save the Children International	13,636,186	11,454,396	25,090,582
United Nations Development Programme	1,800,000	1,700,000	3,500,000
United Nations High Commissioner for Refugees	165,189,358	172,132,984	337,322,342
United Nations International Children's Emergency Fund	11,098,433	11,000,000	22,098,433
World Food Programme	104,755,000	105,000,000	209,755,000
<b>TOTAL</b>	<b>342,195,880</b>	<b>349,825,889</b>	<b>692,021,769</b>



KENYA

**133,508**

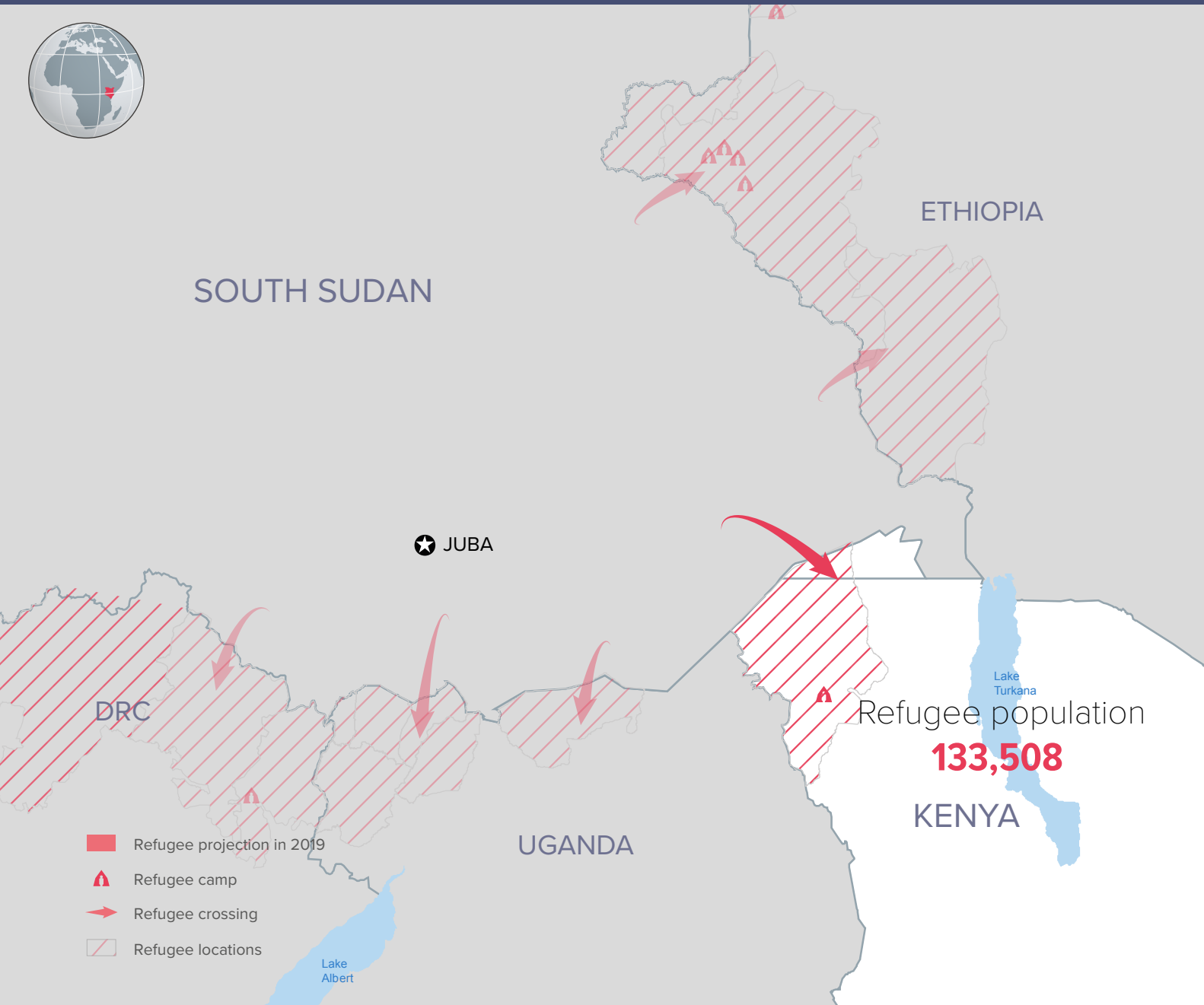
PROJECTED REFUGEE  
POPULATION BY 2019

**US\$ 105.4 M**

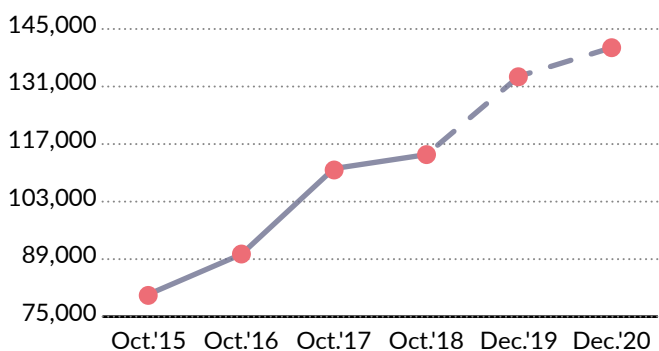
REQUIREMENTS 2019

**28**

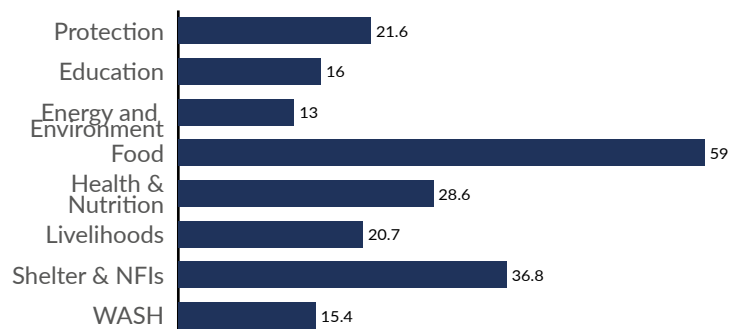
2019 & 2020 PARTNERS  
INVOLVED



Refugee Population Trends 2015 - 2020



2019 and 2020 Requirements | in millions US\$



# Background

Some 114,432 South Sudanese refugees are hosted in Kenya as of 31 October 2018. The majority are in Kakuma camps and Kalobeyei settlement in Turkana County with smaller numbers in other areas. The Government of Kenya (GOK) maintains an open door asylum policy.

In Kalobeyei settlement, RRP partners and the Government's response has focused on integrating the refugee and host community socially and economically in line with the 2015 Kalobeyei initiative which aimed at developing an integrated settlement that would help to decongest Kakuma refugee camps.

The continued success of this approach requires significant investment in existing national services to cater for the refugees as well as development projects and infrastructure in the refugee-hosting counties. In other areas, the Government's encampment policy remains in effect, meaning refugees must live in the camps and must obtain authorisation to leave the camps with failure to do so exposing them to potential legal action

## Projected Beneficiary Population

	Projected Population 31 Dec. 2018	Projected Population 31 Dec. 2019	Projected Population 31 Dec. 2020
South Sudanese refugees	123,593	133,508	140,446
Host Community	100,000	100,000	100,000

# Needs Analysis

The need for efficient and effective emergency life-saving services (protection, food, water and hygiene, transitional shelters and Non-Food Items (NFIs), stabilisation of malnourished or critically-ill refugees and accelerated learning programmes) persists. Vulnerable refugees face risks that require enhanced protection responses (with focus on GBV, persons with specific needs, unaccompanied and separated children, women and youth). Significant progress has already been made in integrating refugees into national services (i.e. education and health), although additional effort is required to build sustainable national capacity in the refugee hosting areas and increase coverage, while promoting community initiatives and peaceful coexistence.

Further, to promote solutions, there is a need for greater investment in livelihoods and resilience-building programmes, with the use of business opportunities, individual skills of refugees, and markets.

# Response Strategy & Priorities

The 2019-2020 response in Kenya will focus on providing protection and multi-sectoral assistance to South Sudanese refugees as well as advancing the CRRF agenda of the Government. RRP partners will continue working with the Government to ensure the successful implementation of the Kalobeyei initiative<sup>1</sup>.

1. Maintaining asylum space in its humanitarian and civilian character, strengthening national asylum management systems and supporting the creation of a conducive environment that promotes long-term sustainable solutions;
2. Strengthening protection services including working with national and county officials to build their capacity for response in child and youth protection, and SGBV-related activities;
3. Strengthening access to multi-sectoral services and continuing to support increased use of refugee community-based organisations for delivery of certain services, while expanding the use of cash interventions for shelter, NFI and WASH sectors;
4. Building the resilience and self-reliance of both refugees and host communities through close engagement with the Government and development actors to facilitate access to agriculture development, promoting entrepreneurship, access to financial services, business opportunities, new technologies and trainings; and
5. Advocating for complementary solutions pathways such as education scholarships and private and community sponsorship beyond solely the traditional option of resettlement, as well as voluntary repatriation when feasible.

<sup>1</sup> In 2015, UNHCR and the Government of Kenya agreed with the Turkana County Government to develop an integrated settlement that would help to decongest Kakuma refugee camps while simultaneously promoting the self-reliance and peaceful co-existence of refugees and host communities by providing them with better livelihood opportunities and improving socio-economic conditions; reducing dependence on humanitarian aid and preparing the refugees for durable solutions. The Kalobeyei Integrated Socioeconomic Development Plan (KISEDIP) is co-led by the County Government, the World Bank and UNHCR, with support from the central government, other UN agencies and international partners.



© UNHCR/ OTIENO SAMUEL

# Partnership and Coordination

Within the framework of the Regional RRP response, the focus of the partnership structures will be on those partners that can facilitate the integration of services in the camps, as well as the socio-economic inclusion of refugees within county-led systems. With the possible enactment of a new Refugee Law in 2019, RRP partners will work with the Government on the operationalization of the law and the development of a Refugee Policy.

The Kenya Comprehensive Refugee Programme (KCRP) will act as the coordination mechanism and will provide guidance on strategic programmatic issues as well as coordination of funding in the refugee programme. Inter-agency coordination meetings will be held regularly in Nairobi and at Sub-Office level, including on the implementation of the Kalobeyei Integrated Socioeconomic Development Plan (KISED P).

In line with the CRRF approach, RRP partners will restructure their implementation arrangements and work closely with the Government, deliver services directly through cash, and implement through community-based organisations in addition to the established NGO partners.

## 2019 & 2020 SOUTH SUDAN REGIONAL RRP PARTNERS IN KENYA

- Action Africa Help International
- Association for Aid and Relief Japan
- Danish Church Aid
- Danish Refugee Council
- Don Bosco
- Food for the Hungry
- Film Aid International
- Finn Church Aid
- Food and Agriculture Organization
- Gesellschaft fuer Internationale Zusammenarbeit
- International Rescue Committee
- IsraAid
- Johanniter
- Kenya Red Cross Society
- LKAD
- Lutheran World Federation
- National Council of Churches of Kenya
- Norwegian Refugee Council
- Peace Winds Japan
- Refugee Consortium of Kenya
- Sanivation
- SNV NDO
- Swiss Contact
- United Nations High Commissioner for Refugees
- United Nations International Children's Emergency Fund
- Windle International Kenya
- World Food Programme
- World Vision International

# Financial Requirements

## By Organization & Year-2019/2020

ORGANIZATION	2019	2020	TOTAL
Action Africa Help International	480,132	514,066	994,198
Association for Aid and Relief Japan	580,000	580,000	1,160,000
Danish Church Aid	850,000	1,000,000	1,850,000
Danish Refugee Council	1,637,699	1,967,123	3,604,822
DB	273,916	392,611	666,527
FH	60,000	60,000	120,000
Film Aid International	56,458	56,458	112,916
Finn Church Aid	50,000	70,000	120,000
Food and Agriculture Organization	1,650,000	1,500,000	3,150,000
Gesellschaft fuer Internationale Zusammenarbeit	766,000	226,000	992,000
International Rescue Committee	2,274,423	2,274,423	4,548,846
IsraAid	600,000	600,000	1,200,000
Johanniter	656,500	656,500	1,313,000
Kenya Red Cross Society	6,077,329	6,077,329	12,154,658
LKAD	1,658,837	2,082,582	3,741,419
Lutheran World Federation	1,048,885	1,086,924	2,135,809
National Council of Churches of Kenya	4,947,135	5,780,232	10,727,367
Norwegian Refugee Council	1,070,000	820,000	1,890,000
Peace Winds Japan	2,000,000	2,000,000	4,000,000
Refugee Consortium of Kenya	264,597	264,597	529,194
Sanivation	300,000	-	300,000
SNV NDO	900,000	300,600	1,200,600
Swiss Contact	500,000	-	500,000
United Nations High Commissioner for Refugees	42,959,706	42,959,706	85,919,412
United Nations International Children's Emergency Fund	2,522,000	2,502,000	5,024,000
WIK	800,000	850,000	1,650,000
World Food Programme	30,250,000	31,330,000	61,580,000
World Vision International	141,023	96,048	237,071
<b>TOTAL</b>	<b>105,374,640</b>	<b>106,047,199</b>	<b>211,421,839</b>

**SUDAN**

**926,756**

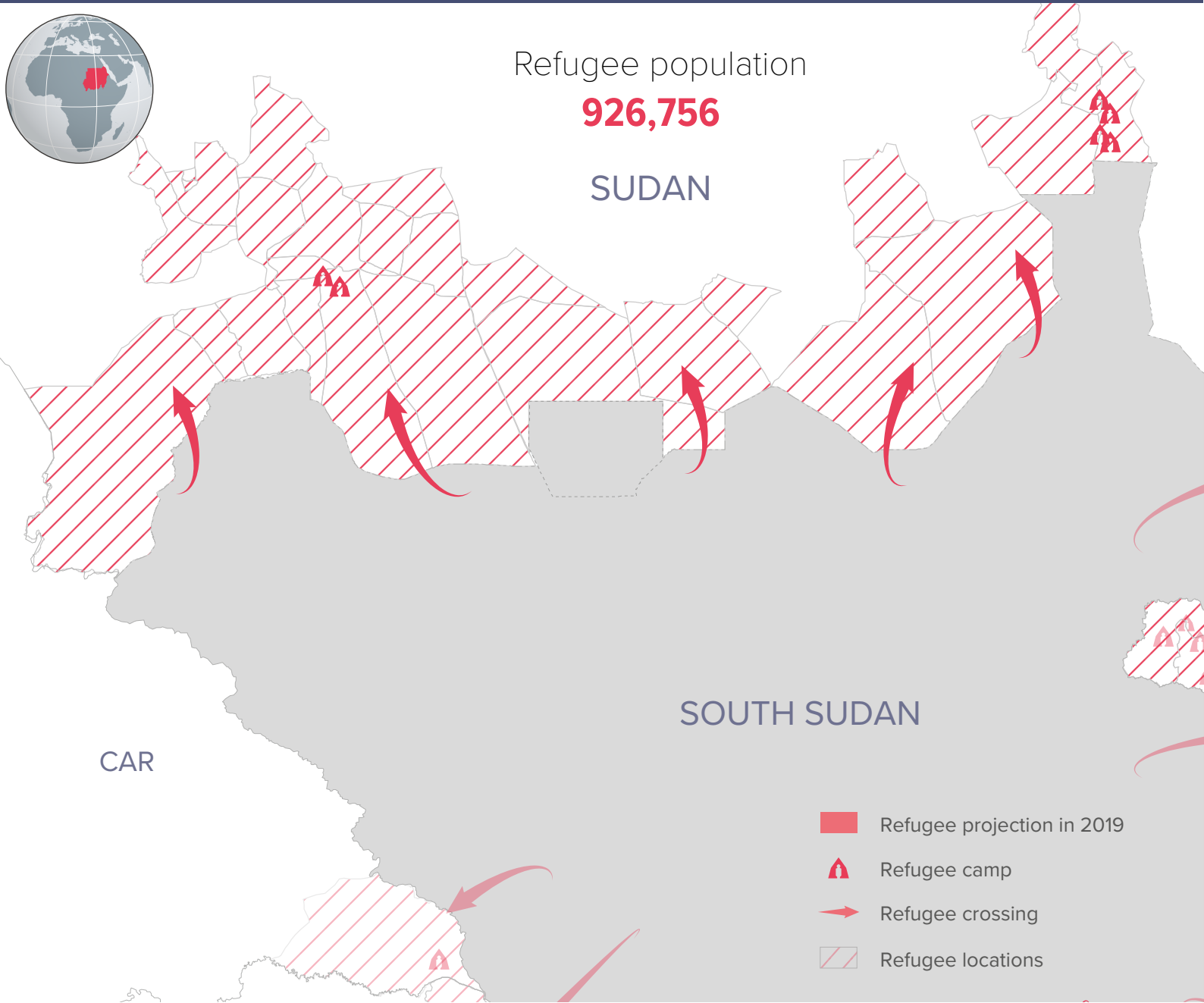
PROJECTED REFUGEE  
POPULATION BY 2019

**US\$ 323.5 M**

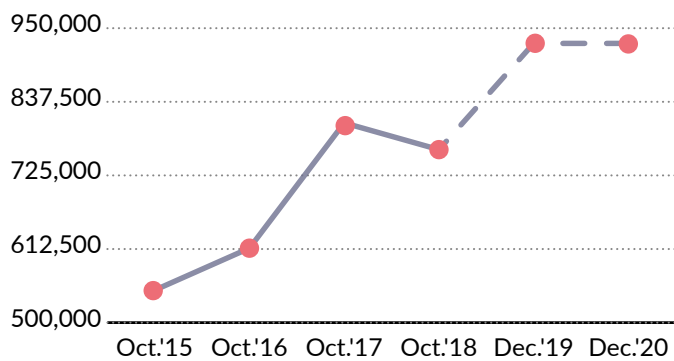
REQUIREMENTS 2019

**28**

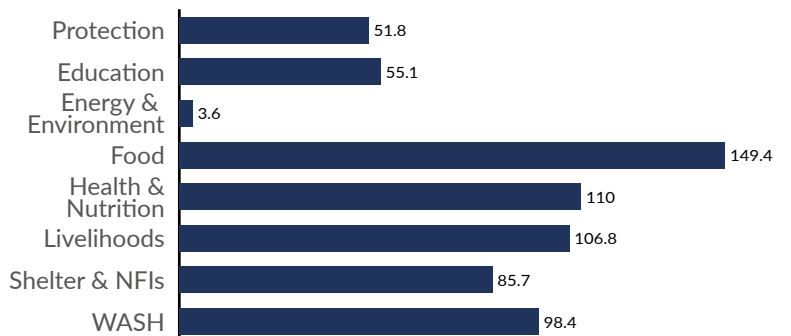
2019 & 2020 PARTNERS  
INVOLVED



Refugee Population Trends 2015/2020



2019 and 2020 Requirements | in millions US\$





# Background

Sudan is among the largest host countries of South Sudanese refugees, with more than 854,000 individuals reported across the country. This includes nearly 411,500 who fled to Sudan since the outbreak of conflict in South Sudan in 2013, as well as an estimated 352,000 South Sudanese living in Sudan prior to the conflict, whom the Government recognizes as refugees. Approximately half of the reported individuals have been registered by UNHCR and the Commissioner of Refugees (COR). The Government of Sudan estimates that the actual number of South Sudanese refugees in-country is approximately 1.3 million; however, this requires further verification. Sudan continues to receive new refugee arrivals through more than 14 different crossing points along the 2,000 km border into White Nile, South Kordofan, West Kordofan, East Darfur and South Darfur States. North Darfur, North Kordofan and Khartoum States also receive onward movements of refugees seeking livelihood opportunities. New arrivals peaked at nearly 200,000 in 2017, and then slowed in 2018 with 30,400 arrivals between January and October. The Government of Sudan has maintained an open border policy, allowing safe and unrestricted access to its territory for South Sudanese refugees.

Approximately 190,000 refugees reside in nine camps in White Nile and two camps in East Darfur, where overcrowding and congestion remain serious concerns, with all camps currently over capacity. Meanwhile, over 75 per cent of South Sudanese refugees in Sudan reside in more than 100 out-of-camp settlements, mainly in the Darfur and Kordofan states, as well as in Khartoum. Refugees are often living alongside host communities in remote and underdeveloped areas with limited infrastructure and basic services. In the sixth year of the response, there is a need to move beyond emergency assistance to focus on longer-term solutions, resilience and self-reliance for refugees living in camps and out-of-camp, as well as continued support for host communities.

## Projected Beneficiary Population


	Projected Population 31 Dec. 2018	Projected Population 31 Dec. 2019	Projected Population 31 Dec. 2020
South Sudanese refugees	876,756	926,756	926,756
Host Community	n/a	261,347	250,193

\* The operation considers there not enough data yet to predict the size of the return in 2019. At the same time, with the current trend it is expected that the population size will remain the same in 2020.

# Needs Analysis

Case management gaps, lack of documentation and birth registration are drivers of vulnerability, and approximately 58 per cent of the refugee caseload is not biometrically registered. SGBV remains a concern, as well as large numbers of unaccompanied and separated minors. Limited access to livelihoods combined with impacts of the economic situation affect purchasing power of refugees and increase assistance needs, as well as increased tensions with host communities, school drop-out and low enrolment, prevalence of child labour, early marriage and other child protection issues, and SGBV risk. Just 41 per cent of school-aged children are enrolled in school, and retention rates are low with schools often lacking classrooms, WASH facilities, trained teachers, textbooks, school supplies and seating. Water supply quantities average 10.2 litres per person per day across the response, with just five litres per person per day in some areas. Latrine coverage worsened in 2018 as heavy rains caused latrines to collapse, while overcrowding contributed to an average latrine coverage of 91 persons per latrine in some camps. Open defecation is a serious issue, and the rate of hand washing is low due to gaps in soap supplies.

The health and nutrition status of many refugees is still poor, and sustainable screening services at border points and reception centres remains a challenge. There are critical (over 15 per cent) Global Acute Malnutrition rates and Severe Acute Malnutrition (over 3 per cent) in many areas of the response, as well as high rates of anaemia. Food insecurity is a key driver of poor nutrition status, exacerbated by pipeline breaks and ration cuts. Refugees are dependent on wood for cooking, housing and lighting; however, only five per cent of households are able to purchase firewood, mainly by selling food rations. Reliance on firewood has also led to forest degradation, increasing host community tensions. There remains an ongoing need for new and replenishment distributions of shelter and NFIs in camps and out-of-camp settlements, while construction of transitional and durable shelter has yet to be widely rolled-out.



Most refugee-hosting communities are in remote and underdeveloped parts of the country, with high levels of poverty, poor infrastructure and limited basic services. Services such as health centres, water systems and schools, particularly those being shared with refugees in out-of-camp locations, need strengthening or expansion in order to support community resilience and peaceful coexistence. To this end, there is also a need for host community livelihood opportunities alongside refugees, and interventions are needed to prevent or reverse environmental degradation linked to refugee sites

## Response Strategy & Priorities

The response in Sudan significantly scaled-up in 2017 and 2018, and the strategy in 2019 and 2020 will focus on achieving the following objectives:

1. Providing protection and basic services assistance for new arrivals;
2. Addressing ongoing and unmet protection and basic services needs among the existing refugee caseload and improving service provision to meet sectoral standards; and
3. Contributing towards building self-reliance among refugees and host communities and sustainability of interventions across the response.

This includes continued support to strengthening Sudan's protection environment and support for civil, social and economic rights of South Sudanese refugees. Important areas of focus will be support to livelihoods and promotion of economic inclusion; integrating refugees into national and local systems of service provision; increased focus on sustainable energy and environment; and moving towards more durable infrastructure and sustainability of interventions.



# Partnership and Coordination

In close coordination with Government at federal, state and local levels, UNHCR coordinates the response for South Sudanese refugees, with its counterpart the Government of Sudan's Commissioner for Refugees. The Refugee Coordination Model is applied in Sudan. At federal level, the Refugee Consultation Forum is the main forum for refugee coordination, under UNHCR's leadership and in support of the Government's efforts.

The Refugee Consultation Forum includes technical advisory groups for Protection, Health and Nutrition, WASH, Livelihoods and Education. Refugee Working Groups have been established at field level in all states hosting South Sudanese refugees. Overall, more than 45 UN, NGO and government partners contribute to the South Sudanese refugee response.

## 2019 & 2020 SOUTH SUDAN REGIONAL RRP PARTENERS IN SUDAN

- Adventist Development and Relief Agency
- American Refugee Committee
- Almanar Voluntary Organization
- CAFOD
- CARE International
- Concern WorldWide
- Food and Agriculture Organization
- GLOBAL AID HAND
- International Organization for Migration
- Islamic Relief
- Mercy Corps
- NADA
- Norwegian Church Aid
- OXFAM
- Plan International
- Relief International
- Save the Children International
- United Methodist Committee on Relief
- United Nations Development Programme
- United Nations High Commissioner for Refugees
- United Nations Industrial Development Organization
- United Nations International Children's Emergency Fund
- United Nations Population Fund
- United Peace Organization
- Welthungerhilfe
- World Food Programme
- World Health Organization
- World Vision International

# Financial Requirements

## By Organization & Year-2019/2020

ORGANIZATION	2019	2020	TOTAL
Adventist Development and Relief Agency	3,085,000	2,675,000	5,760,000
American Refugee Committee	1,087,000	1,087,000	2,174,000
Almanar Voluntary Organization	500,000	500,000	1,000,000
CAFOD	550,000	550,000	1,100,000
CARE International	3,607,000	3,035,000	6,642,000
Concern WorldWide	710,000	975,000	1,685,000
Food and Agriculture Organization	4,430,000	4,325,000	8,755,000
GLOBAL AID HAND	890,000	440,000	1,330,000
International Organization for Migration	3,000,000	3,500,000	6,500,000
Islamic Relief	920,000	920,000	1,840,000
Mercy Corps	300,000	300,000	600,000
NADA	750,000	600,000	1,350,000
Norwegian Church Aid	3,106,630	2,320,780	5,427,410
OXFAM	2,685,000	2,985,000	5,670,000
Plan International	2,645,119	2,947,845	5,592,964
Relief International	1,000,000	1,000,000	2,000,000
Save the Children International	762,600	850,000	1,612,600
United Methodist Committee on Relief	550,500	540,000	1,090,500
United Nations Development Programme	21,889,000	21,889,000	43,778,000
United Nations High Commissioner for Refugees	145,905,250	152,133,901	298,039,151
United Nations Industrial Development Organization	300,000	300,000	600,000
United Nations International Children's Emergency Fund	28,698,231	31,307,161	60,005,391
United Nations Population Fund	2,294,000	2,422,000	4,716,000
United Peace Organization	267,200	267,200	534,400
Welthungerhilfe	1,475,000	35,000	1,510,000
World Food Programme	82,584,761	89,106,979	171,691,740
World Health Organization	6,120,000	7,750,000	13,870,000
World Vision International	3,344,489	2,686,938	6,031,427
<b>TOTAL</b>	<b>323,456,780</b>	<b>337,448,804</b>	<b>660,905,583</b>



# UGANDA

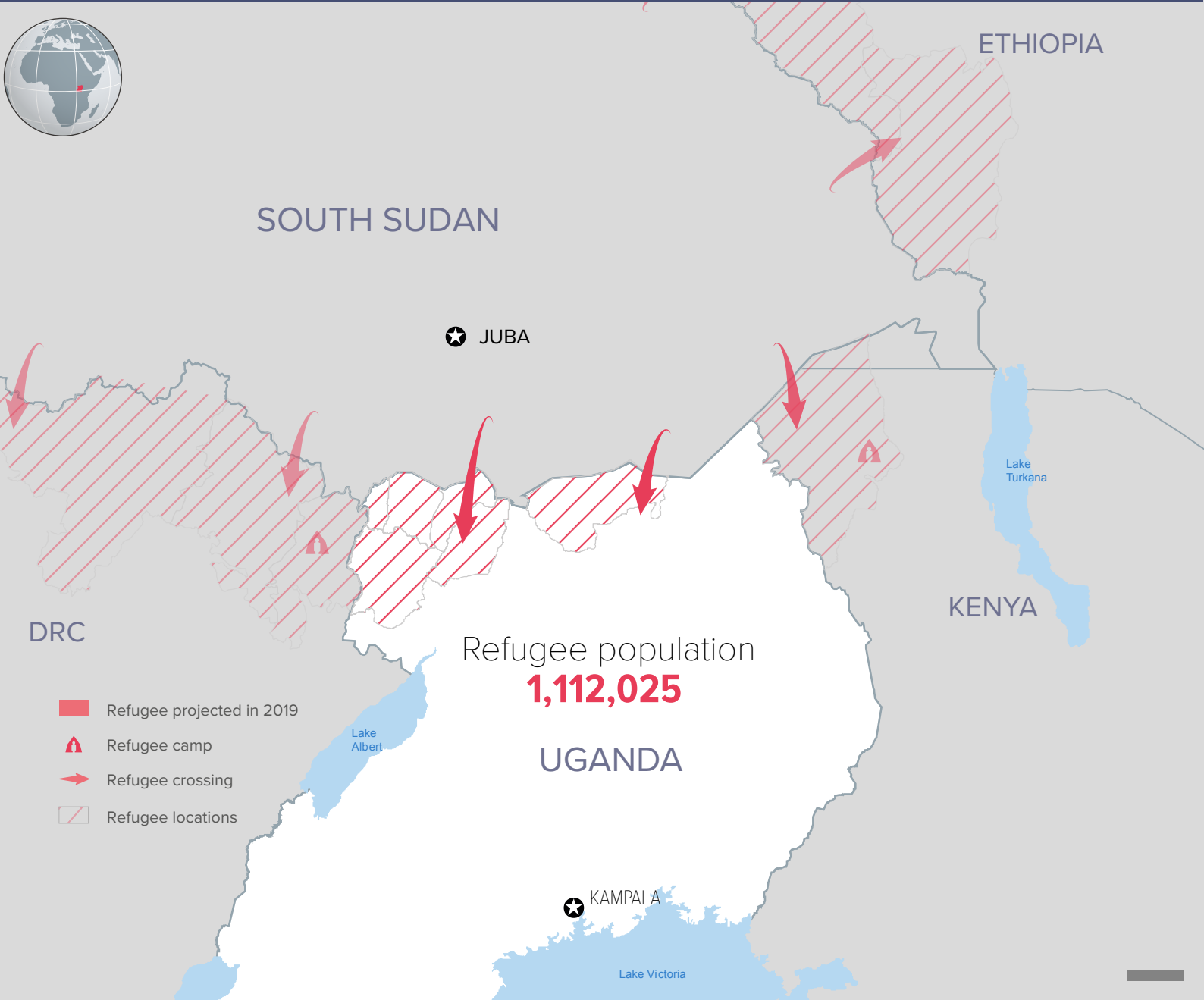
Uganda Country RRP will be revised, in early 2019, to align population planning figures, targets and budget with the result of the verification (completed in October 2018).

2019 PLANNED RESPONSE

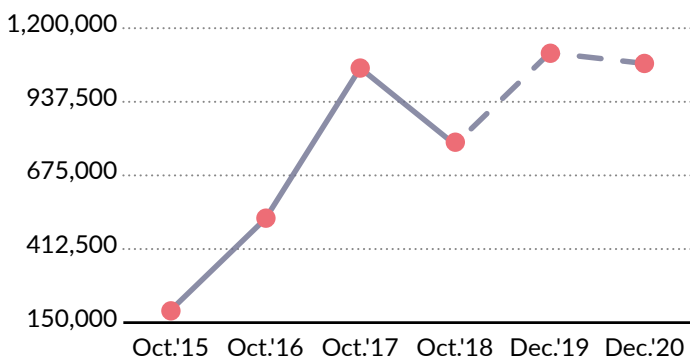
**1,112,025**  
PROJECTED REFUGEE  
POPULATION BY 2019

**US\$ 593.2 M**  
REQUIREMENTS 2019

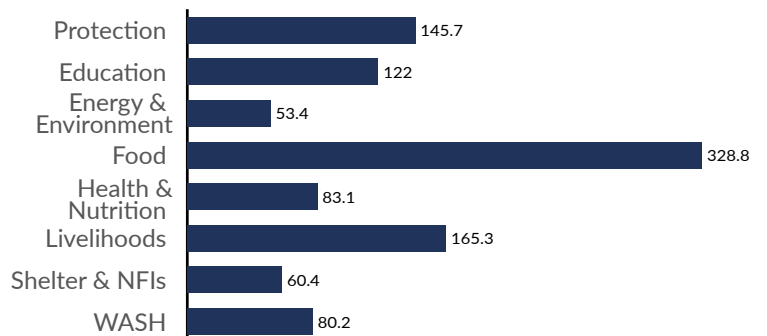
**59**  
2019 & 2020 PARTNERS  
INVOLVED



Refugee Population Trends 2015 - 2020



2019 and 2020 Requirements | in millions US\$





# Background

Over one million refugees have fled to Uganda in the last two-and-a-half years making it the third largest refugee hosting country in the world. South Sudanese refugees comprise the largest refugee population in Uganda (985,512).

Uganda is expected to host 1.11 million refugees from South Sudan in 2019 and 1.07 million in 2020, with 50,000 new refugee arrivals in 2019, and 20,000 in 2020. This plan foresees that 100,000 refugees may spontaneously return in 2019 and 2020, provided that the prospects for a sustainable peace become more tangible. Simultaneously, Uganda will continue to receive new arrivals triggered by a combination of sporadic incidents of armed conflict and growing food insecurity. A key trigger is that estimated 3.73 million people would face Crisis (IPC Phase 3) and another 1.47 million Emergency (IPC Phase 4) between September 2018 and March 2019. Food insecurity is expected to exacerbate the effects of armed conflict, contributing to driving displacement into Uganda, especially among the 650,000 people estimated to be highly food insecure the states of South Sudan bordering Uganda, namely West, Central and Eastern Equatoria

## Projected Beneficiary Population

	Projected Population 31 Dec. 2018	Projected Population 31 Dec. 2019	Projected Population 31 Dec. 2020
South Sudanese refugees	1,060,809*	1,112,025	1,074,266
Host Community**	2,236,973	2,304,506	2,351,313

\* The baseline for this projection is based on a mix of OPM RIMS figures and verification data for settlements where verification had been undertaken as at June 2018, when the Country RRP planning process began. Sector targets and agency budgets for 2019 and 2020 have been developed based on this projection. In order to align the population planning figures, targets and budgets with the results of verification, this Regional and Country RRP will be revised in early 2019.

\*\*This is the total targeted host community across refugee-hosting sub-counties in Uganda, including those hosting South Sudanese.

# Needs Analysis

There are persistently low education enrolment and attendance rates for refugee and host community children with 53 per cent of the primary-aged and 92 per cent of the secondary-aged children out of school, with child marriage as one of the contributing factors for girls. The quality of education is also compromised with 154 pupils per classroom ratio and 85 pupils per teacher. Access to sustainable energy for sufficient and clean cooking, lighting and power remain key challenges for refugee and host communities. In the health sector, 51 per cent of refugee and 17 per cent of host community have unmet needs with lack of drugs at health facilities reported as the biggest problem.

Regarding the protection sector, according to the 2018 joint inter-agency Multi Sectoral Needs Assessment (MSNA),

teenage pregnancy, defilement, child neglect, corporal punishment, mistreatment and neglect of fostered children are key child protection risks. SGBV continues to be a highly prevalent but underreported and the shift in the traditional balance of power within households was identified as a driver of SGBV. Furthermore the increasing disempowerment of men has caused them to be more exposed to emotional and psychological violence. At least 80 per cent of refugees in Uganda live below the international poverty line of US\$ 1.9 per day. Agriculture is the most commonly reported source of livelihoods for refugee and host communities, but is characterized by low production and productivity, high vulnerability to climate change and high post-harvest losses. For non-farm livelihoods, limited business support services, micro-credit and vocational skills training opportunities are key barriers to earning an income outside of agriculture. Despite a lack of comprehensive data, it is evident that all refugee population groups continue to live in emergency shelters longer than advisable and many families containing persons with specific needs are yet to receive labour support to upgrade to semi-permanent construction. In the WASH sector, limited access to soap and hygiene supplies for both the refugee and host communities increases the risk of communicable diseases.



# Response Strategy & Priorities

Under the leadership and coordination of the Government, the Uganda 2019-2020 RRP aims to achieve the following objectives:

1. Through to 2020, Uganda's asylum space is maintained, equal and unhindered access to territory is preserved;
2. The Government of Uganda owns protection processes that promote the full enjoyment of rights, and international protection standards;
3. By 2020, the refugee response paradigm in Uganda has progressively shifted from care and maintenance to inclusion and self-reliance;
4. By 2020, refugees progressively benefit from provision of inclusive basic social services;
5. By 2020, refugees are well on their path to access durable solutions.

This includes continued support to strengthening Sudan's protection environment and support for civil, social and economic rights of South Sudanese refugees. Important focus areas will be support to livelihoods and promotion of economic inclusion; integrating refugees into national and local systems of service provision; increased focus on sustainable energy and environment; and moving towards more durable infrastructure and sustainable interventions.

## Partnership and Coordination

The Government of Uganda provides the over-arching policy and coordination framework of the refugee response in Uganda, with CRRF serving as a whole-of-society approach to pursue and achieve an all-inclusive response.

Operational coordination takes place within the framework of a refugee coordination structure dedicated specifically to refugee-hosting areas:

- Leadership level: co-led by the Uganda Government and UNHCR;
- Inter-agency, country level (UN and development partner operational focal points, NGO country directors): co-led by the Uganda Government (Office of the Prime Minister and Ministry of Local Government) and UNHCR;
- Technical sector level: co-led by Government, UN and NGO partners for each sector;
- District/settlement level (inter-agency and sector structures): Office of the Prime Minister, District Local Governments, and UNHCR co-chair;
- The refugee response in Uganda is delivered by a total of 109 partners, including 22 national NGOs, 74 international NGOs, 11 UN agencies, and two bilateral development partners that are part of the response.

## 2019 & 2020 SOUTH SUDAN REGIONAL RRP PARTENERS IN UGANDA

- Action contre la Faim
- African Women and Youth Action for Development
- Agency for Technical Cooperation and Development
- American Refugee Committee
- Association for Aid and Relief Japan
- Association of Volunteers in International Service
- Building Resources Across Communities
- Care and Assistance For Forced Migrants
- CARE International
- Caritas Uganda
- Catholic Organization for Relief and Development Aid
- Catholic Relief Services
- Cooperazione e Sviluppo
- Danish Church Aid
- Danish Refugee Council
- Enabel
- Food for the Hungry
- Finn Church Aid
- Food and Agriculture Organization
- Handicap International
- Humane Africa Mission
- ICCO
- Impact Initiatives
- International Aid Services
- International Organization for Migration
- International Rescue Committee
- IsraAid
- Johanniter
- Lutheran World Federation
- Lutheran World Relief
- Malteser International
- Medical Teams International
- Mercy Corps
- Norwegian Refugee Council
- OXFAM
- Plan International
- Right To Play
- Samaritan's Purse
- Save the Children International
- Self Help Africa
- Transcultural Psychosocial Organization
- Trócaire
- Tutapona Trauma Rehabilitation
- Uganda Red Cross Society
- United Nations Development Programme
- United Nations High Commissioner for Refugees
- United Nations International Children's Emergency Fund
- United Nations Office for Project Services
- United Nations Population Fund
- UNWOMEN
- War Child Canada
- War Child Holland
- Water Mission
- Welthungerhilfe
- Windle International Uganda
- World Food Programme
- World Health Organization
- World Vision International
- ZOA International

# Financial Requirements









## By Organization & Year-2019/2020

ORGANIZATION	2019	2020	TOTAL
Action contre la Faim	3,500,000	3,500,000	7,000,000
African Women and Youth Action for Development	300,000	300,000	600,000
Agency for Technical Cooperation and Development	500,000	1,000,000	1,500,000
American Refugee Committee	2,006,597	2,014,430	4,021,027
Association for Aid and Relief Japan	1,000,000	1,000,000	2,000,000
Association of Volunteers in Internation Service	2,587,510	460,277	3,047,787
Building Resources Across Communities	350,000	350,000	700,000
Care and Assistance For Forced Migrants	1,608,405	1,212,868	2,821,273
CARE International	5,749,197	4,048,406	9,797,603
Caritas Uganda	1,559,603	1,350,000	2,909,603
Catholic Organization for Relied and Development Aid	1,584,000	2,147,000	3,731,000
Catholic Relief Services	4,685,415	4,786,362	9,471,777
Cooperazione e Sviluppo	350,000	300,000	650,000
Danish Church Aid	2,470,000	3,100,000	5,570,000
Danish Refugee Council	20,000,000	13,199,975	33,199,975
Enabel	3,597,781	549,753	4,147,534
Food for the Hungry	1,782,797	2,200,000	3,982,797
Finn Church Aid	2,600,000	2,600,000	5,200,000
Food and Agriculture Organization	14,637,369	13,646,433	28,283,802
Handicap International	500,000	400,000	900,000
Humane Africa Mission	1,200,000	1,150,000	2,350,000
ICCO	251,074	210,115	461,189
Impact Initiatives	397,962	386,054	784,016
International Aid Services	225,706	95,809	321,516
International Organization for Migration	10,291,400	8,025,700	18,317,100
International Rescue Committee	1,760,469	1,465,045	3,225,514
IsraAid	120,000	120,000	240,000


ORGANIZATION	2019	2020	TOTAL
Johanniter	300,000	267,000	567,000
Lutheran World Federation	6,471,870	5,117,388	11,589,258
Lutheran World Relief	300,000	300,000	600,000
Malteser International	1,299,513	946,200	2,245,713
Medical Teams International	1,578,370	1,000,000	2,578,370
Mercy Corps	2,500,000	1,000,000	3,500,000
Norwegian Refugee Council	15,932,411	12,885,700	28,818,111
OXFAM	13,653,517	13,115,233	26,768,750
Plan International	1,841,174	1,552,099	3,393,273
Right To Play	700,000	1,000,000	1,700,000
Samaritan's Purse	400,000	310,000	710,000
Save the Children International	7,359,143	7,370,925	14,730,068
Self Help Africa	280,000	420,000	700,000
Transcultural Psychosocial Organization	1,338,945	1,540,000	2,878,945
Trócaire	600,000	750,000	1,350,000
Tutapona Trauma Rehabilitation	150,000	150,000	300,000
Uganda Red Cross Society	2,760,039	1,409,650	4,169,689
United Nations Development Programme	6,980,000	6,460,000	13,440,000
United Nations High Commissioner for Refugees	210,000,000	95,040,047	305,040,047
United Nations International Children's Emergency Fund	29,253,093	26,697,100	55,950,193
United Nations Office for Project Services	3,000,000	3,000,000	6,000,000
United Nations Population Fund	9,620,687	9,620,687	19,241,374
UNWOMEN	3,250,000	3,250,000	6,500,000
War Child Canada	1,270,000	2,127,500	3,397,500
War Child Holland	1,125,000	1,050,000	2,175,000
Water Mission	400,000	600,000	1,000,000
Welthungerhilfe	1,800,000	1,000,000	2,800,000
Windle International Uganda	972,972	972,972	1,945,944
World Food Programme	170,802,316	164,737,559	335,539,875
World Health Organization	2,553,488	2,808,836	5,362,324
World Vision International	8,000,000	9,000,000	17,000,000
ZOA International	1,100,000	500,000	1,600,000
<b>TOTAL</b>	<b>593,207,823</b>	<b>445,617,123</b>	<b>1,038,824,947</b>

**ANNEX**









# 2019 & 2020 Financial Requirements









ORGANIZATION									TOTAL
DRC									
DRC									-
DRC	475,000								475,000
UN-FAO						2,280,000			2,280,000
UN-UNDP	8,025,000								8,025,000
UN-UNFPA	285,000				475,000				760,000
UN-UNHCR	21,173,645	4,822,075			6,057,075	6,160,248	6,117,079	5,651,596	49,981,718
UN-UNICEF		12,517,200			638,069				13,155,269
UN-WFP				30,922,648					30,922,648
<b>DRC Total</b>	<b>29,958,645</b>	<b>17,339,275</b>	<b>315,000</b>	<b>30,922,648</b>	<b>7,170,144</b>	<b>8,440,248</b>	<b>6,117,079</b>	<b>5,651,596</b>	<b>105,599,635</b>
Ethiopia									
ACF			315,000	2,730,000	3,570,000				6,615,000
AHADA							983,000		983,000
ANE							2,600,372	2,305,990	4,906,362
BCSG	414,237				263,305				677,542
CUAMM					1,390,000				1,390,000
CWW					2,818,856	115,696			2,934,552
DRC	859,500					1,223,510	3,581,250	400,000	6,064,260
GOAL				100,000	700,000				800,000
Help Age International	840,197				499,407	541,667	477,100	50,000	2,408,371
IMC	2,677,590				3,505,035				6,182,625
IRC								1,650,000	1,650,000











ORGANIZATION									TOTAL
LWF	210,000					340,000			550,000
NCA	600,000		1,200,000		400,000	500,000		2,120,000	4,820,000
NRC	1,000,000	1,500,000				2,000,000	4,300,000	1,000,000	9,800,000
OXFAM	808,824			1,617,647		1,617,647		9,705,882	13,750,000
Save the Children	7,435,558	11,491,024				6,164,000			25,090,582
UN-FAO			900,000	1,228,000		2,295,700			4,423,700
UN-IOM	3,400,000					2,800,000	10,400,000	9,700,000	26,300,000
UN-JUNDP	1,500,000					2,000,000			3,500,000
UN-JUNHCR	44,862,334	29,131,227	18,664,819	5,762,846	36,638,392	15,179,491	135,307,013	51,776,220	337,322,342
UN-JUNICEF	3,365,409				6,029,860			12,703,164	22,098,433
UN-WFP		4,034,700		173,803,000	11,893,900	20,023,400			209,755,000
<b>Ethiopia Total</b>	<b>67,973,649</b>	<b>46,156,951</b>	<b>21,079,819</b>	<b>185,241,493</b>	<b>67,708,755</b>	<b>54,801,111</b>	<b>157,648,735</b>	<b>91,411,256</b>	<b>692,021,769</b>
<b>Kenya</b>									
AAHI	281,590		100,000			612,608			994,198
AAR		1,160,000							1,160,000
DB						666,527			666,527
DCA						1,850,000			1,850,000
DRC	1,720,000					1,884,822			3,604,822
FAI	112,916								112,916
FCA		120,000							120,000
FH			25,000			95,000			120,000
GIZ		232,000	540,000			120,000		100,000	992,000
IRC					4,548,846				4,548,846
IsraAid	1,200,000								1,200,000
Johanniter					1,313,000				1,313,000

ORGANIZATION									TOTAL
KRCS				9,708,736				2,445,922	12,154,658
LKAD		701,394	1,308,140			1,731,885			3,741,419
LWF	974,809	1,071,000				90,000			2,135,809
NCCK	3,137,360		1,015,022			1,210,085	5,364,900		10,727,367
NRC	100,000	440,000				600,000	750,000		1,890,000
PWJ							2,000,000		4,000,000
RCK	529,194								529,194
Sanitation			120,000			30,000		150,000	300,000
SNV NDO			600,000			600,600			1,200,600
Swiss contact						500,000			500,000
UN-FAO						3,150,000			3,150,000
UN-JUNHCR	12,844,066	7,985,052	3,246,866	9,899,652		13,102,168	29,472,802	9,368,806	85,919,412
UN-UNICEF	680,000	2,544,000		1,200,000				600,000	5,024,000
UN-WFP				1,930,000	59,330,000	320,000			61,580,000
WIK		1,650,000							1,650,000
WVI		237,071							237,071
<b>Kenya Total</b>	<b>21,579,935</b>	<b>16,140,517</b>	<b>6,955,028</b>	<b>28,600,234</b>	<b>26,563,695</b>	<b>36,837,702</b>	<b>15,414,728</b>		<b>211,421,839</b>
<b>Sudan</b>									
ADRA		1,750,000	250,000			850,000		2,910,000	5,760,000
AMVO				1,000,000					1,000,000
ARC				800,000				1,374,000	2,174,000
CAFOD		500,000				600,000			1,100,000
CARE International				1,360,000		1,377,000		3,905,000	6,642,000
CWW				385,000				1,300,000	1,685,000
GAH	840,000	490,000							1,330,000

ORGANIZATION									TOTAL
IR		400,000			480,000	460,000		500,000	1,840,000
Mercy Corps						600,000			600,000
NADA	1,350,000								1,350,000
NCA					1,195,000		1,974,810	2,257,600	5,427,410
OXFAM						370,000		5,300,000	5,670,000
Plan International	1,260,000		45,000			2,000,000		2,287,964	5,592,964
Relief International					2,000,000				2,000,000
Save the Children	182,600				1,430,000				1,612,600
UMCOR		700,000						390,500	1,090,500
UN-FAO						8,755,000			8,755,000
UN-IOM								6,500,000	6,500,000
UN-UNDP						43,778,000			43,778,000
UN-UNFPA	2,344,000				2,372,000				4,716,000
UN-UNHCR	39,101,100	36,647,654	3,354,728		42,700,000	46,449,272	80,307,822	49,478,575	298,039,151
UN-UNICEF	6,628,769	14,603,105			18,529,269			20,244,249	60,005,391
UN-UNIDO						600,000			600,000
UN-WFP				149,426,994	22,264,746				171,691,740
UN-WHO					13,870,000				13,870,000
UPO							534,400		534,400
WHH						185,000	375,000	950,000	1,510,000
WVI	52,500				1,680,000	800,000	2,492,000	1,006,927	6,031,427
<b>Sudan Total</b>	<b>51,758,969</b>	<b>55,090,759</b>	<b>3,649,728</b>	<b>149,426,994</b>	<b>110,066,015</b>	<b>106,824,272</b>	<b>85,684,032</b>	<b>98,404,815</b>	<b>660,905,583</b>
<b>Uganda</b>									
<b>AAR</b>		2,000,000							2,000,000

ORGANIZATION									TOTAL
ACF						4,000,000		3,000,000	7,000,000
ACTED						1,500,000			1,500,000
ARC	2,103,388					1,081,422		836,217	4,021,027
AVSI	125,000	2,045,554				877,233			3,047,787
AWYAD	600,000								600,000
BRAC						700,000			700,000
CAFOMI	329,120		382,859			1,615,614		493,680	2,821,273
CARE International	4,249,999				2,078,988	1,462,210	2,006,406		9,797,603
Caritas Uganda	272,927		173,219			2,195,000		268,457	2,909,603
CESVI						650,000			650,000
CORDAID			500,000			668,000	1,705,000	858,000	3,731,000
CRS		2,850,000				2,333,628	2,830,989	1,457,160	9,471,777
DCA	370,000					5,200,000			5,570,000
DRC	6,000,000		3,500,000			19,999,975	3,700,000		33,199,975
Enabel		4,147,534							4,147,534
FCA		5,200,000							5,200,000
FH		1,000,000			500,000	1,932,797		550,000	3,982,797
HAM					2,000,000	350,000			2,350,000
Handicap International	900,000								900,000
IAS			31,407			217,109		73,000	321,516
ICCO			79,775			381,414			461,189
IMPACT							784,016		784,016
IRC	1,851,379				1,374,135				3,225,514
IsraAid	240,000								240,000

ORGANIZATION									TOTAL
Johanniter								567,000	567,000
LWF	5,158,836		800,200			3,138,763	1,100,000	1,391,459	11,589,258
LWR						600,000			600,000
Malteser International			190,802					2,054,911	2,245,713
Mercy Corps						3,500,000			3,500,000
MTI					2,578,370				2,578,370
NRC	300,000	7,670,000				7,065,000	6,895,824	6,887,287	28,818,111
OXFAM	1,294,835					11,144,838		14,329,077	26,768,750
Plan International	1,137,972	1,828,950			426,351				3,393,273
RtP		1,700,000							1,700,000
Samaritan's Purse	200,000					110,000		400,000	710,000
Save the Children	2,370,598	6,314,470			4,170,000	1,875,000			14,730,068
SHA						700,000			700,000
TPO	2,538,945					340,000			2,878,945
Trócaire	600,000					750,000			1,350,000
TTR	300,000								300,000
UN-FAO						28,283,802			28,283,802
UN-IOM	1,690,000				1,040,000	8,000,000	1,737,100	5,850,000	18,317,100
UN-JNDP	720,000		4,700,000			8,020,000			13,440,000
UN-JNFPA	11,750,334				7,491,040				19,241,374
UN-JNHCR	76,260,012	61,008,009	39,655,206		36,604,806	24,403,204	39,655,206	27,453,604	305,040,047
UN-JNICEF	7,253,137	18,662,103			18,766,063			11,268,890	55,950,193
UN-JUNOPS						6,000,000			6,000,000

ORGANIZATION								TOTAL
UN-UNWOMEN	2,000,000	1,500,000						6,500,000
UN-WFP			328,766,513		3,000,000			335,539,875
UN-WHO				5,362,324	6,773,362			5,362,324
URCS	616,943	1,342,953		749,300		1,460,493		4,169,689
Water Mission						1,000,000		1,000,000
WCC	1,462,500	1,935,000						3,397,500
WCH		2,175,000						2,175,000
Weithungerhilfe					2,800,000			2,800,000
WIU		1,945,944						1,945,944
WVI	13,000,000	2,000,000			2,000,000			17,000,000
ZOA					1,600,000			1,600,000
<b>Uganda Total</b>	<b>145,695,925</b>	<b>121,982,564</b>	<b>328,766,513</b>	<b>83,141,377</b>	<b>165,268,371</b>	<b>60,414,541</b>	<b>80,199,235</b>	<b>1,038,824,947</b>
Regional								
<b>UN-UNHCR</b>								<b>4,289,952</b>
<b>Regional Total</b>								<b>4,289,952</b>
<b>TOTAL</b>	<b>316,967,123</b>	<b>256,710,066</b>	<b>753,687,648</b>	<b>296,686,525</b>	<b>361,897,697</b>	<b>346,702,089</b>	<b>291,081,630</b>	<b>2,708,773,773</b>





