


Nigeria

HIV Country Profile: 2017

WHO/CDS/HIV/18.50

Demographic and socioeconomic data

	190.9 million Total population (2017) UNPOP
	5 680 US\$ GNI per capita, PPP (2017) World Bank
	814 Maternal mortality per 100 000 live births (2015) World Health Stat., WHO
	3.65% Health expenditure, total (% of GDP) (2016) World Bank
	54 years Life expectancy at birth (2016) UNPOP
	79 US\$ Health expenditure per capita (2016) World Bank
	5.7 Total fertility rate (births per woman) (2015-2020) UNPOP
	0.53 Human Development Index Value (2017) UNPOP

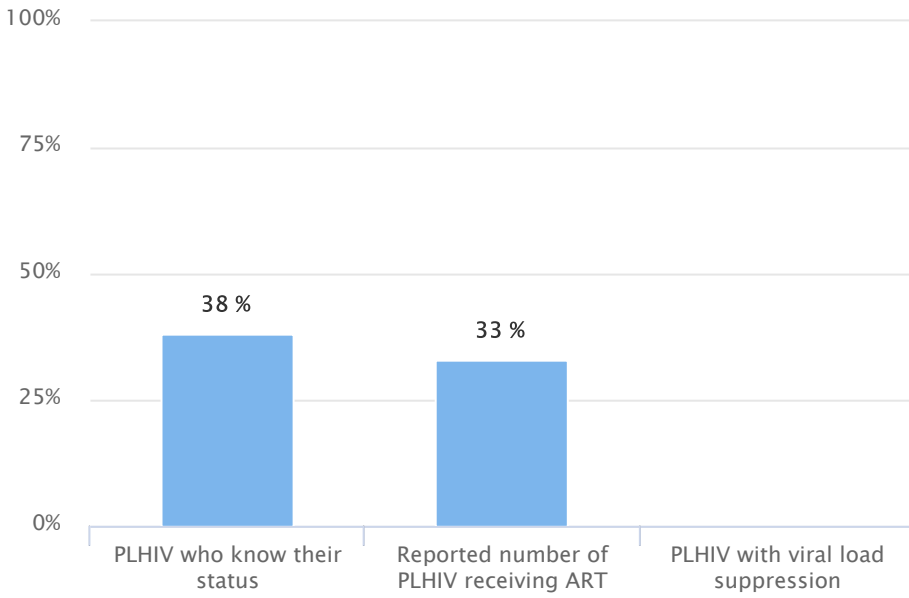


Estimated ART coverage children and adults



Estimated % of pregnant women living with HIV who received ARVs for PMTCT

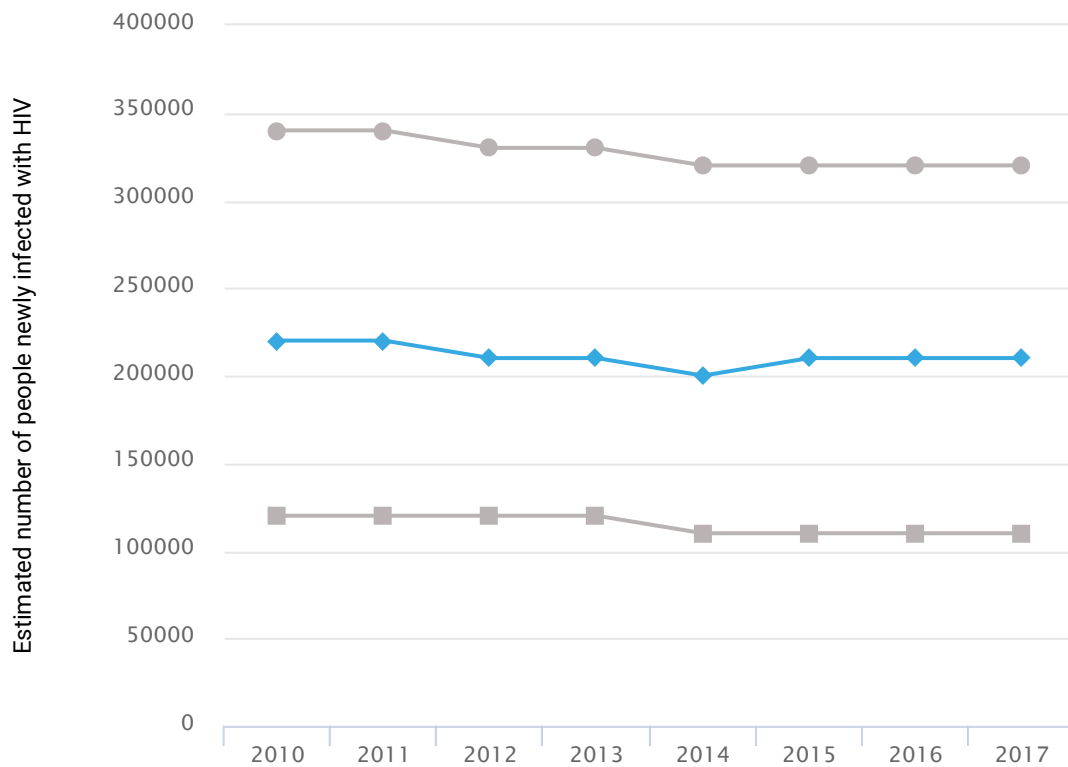
90-90-90 progress towards 2020 targets



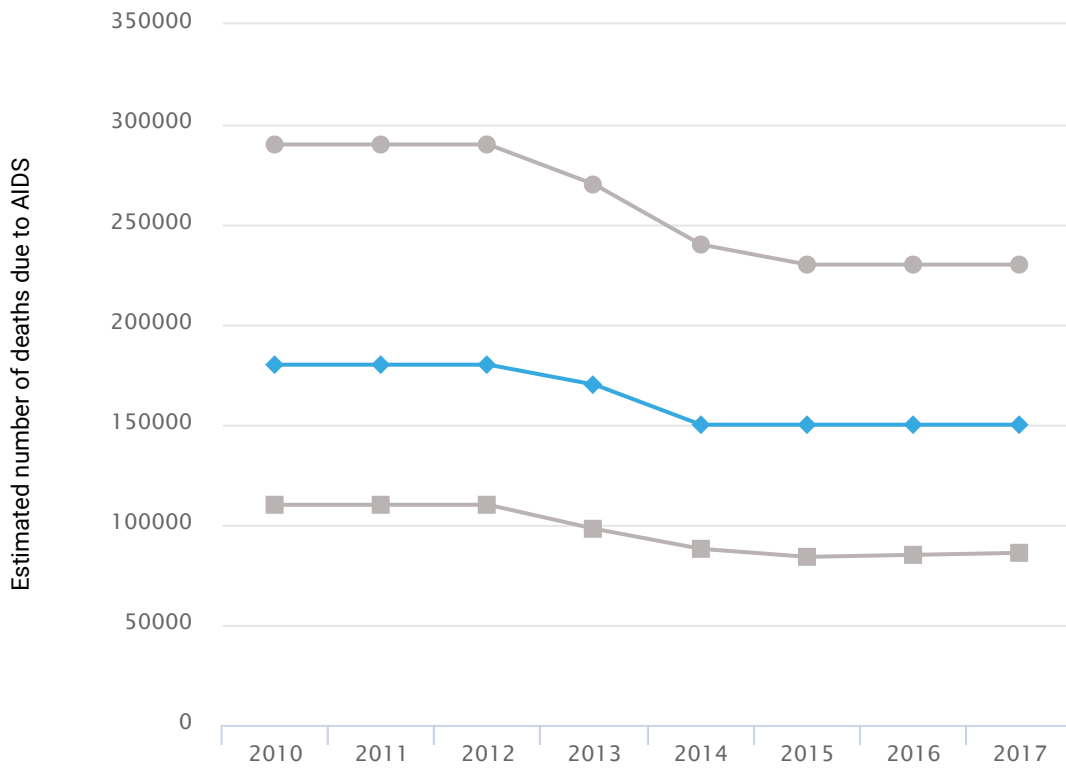
Health sector cascade

	Value	Percent of 90-90-90
People living with HIV who know their status	1 197 000	38%
Reported number of people living with HIV receiving ART	1 040 000	33%
People living with HIV with viral load suppression	N/A	N/A

Estimated number of people newly infected with HIV



Estimated number of deaths due to AIDS



Epidemiological HIV data

Value

Estimated number of people living with HIV	3 100 000
Estimated number of children aged 0 to 14 living with HIV	220 000
Estimated number of women (15+) living with HIV	1 600 000
Estimated adult (15-49) prevalence	2.8%
Estimated number of deaths due to HIV	150 000
Estimated number of people newly infected with HIV	210 000
Estimated incidence rate per 1000 uninfected population	1.15

Antiretroviral therapy (ART)

Reported number of people receiving ART	1 040 000
Estimated ART coverage	33%
Reported number of adults receiving ART	983 000
Estimated ART coverage (adults, 15+)	34%
Reported number of children receiving ART	57 000
Estimated ART coverage (children, 0-14)	26%

Prevention of mother-to-child transmission (PMTCT)	Value	Year
Reported number of pregnant women living with HIV who received antiretrovirals for PMTCT	49 800	2017
Estimated percentage of pregnant women living with HIV who received antiretrovirals for PMTCT* ²	30%	2017
Final transmission rate including breastfeeding period* ³	22.3	2017
Antenatal care coverage - at least one visit (%)	61%	2013
Antenatal care coverage - at least four visits (%)	51%	2014
% of pregnant women with known HIV status	39%	2015
Antenatal care attendees who were tested for syphilis (%)	16%	2017
Antenatal care attendees who tested positive for syphilis (%)	0.8%	2017
Antenatal care attendees who tested positive for syphilis and who received benzathine penicillin IM (%)	75%	2017
% of infants born to women living with HIV receiving a virological test within two months of birth (EID)* ¹	12%	2017

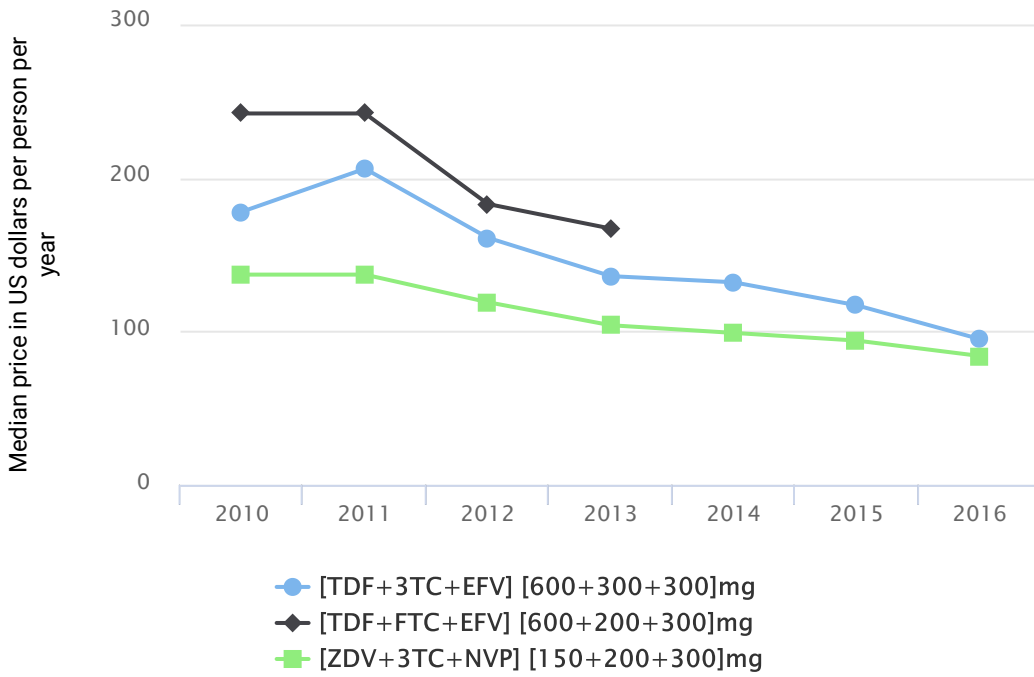
* Tracing indicators for elimination of mother-to-child transmission. A color scheme (green, orange, red) is used to indicate if the country is on target to meet 2020 targets: ¹90% ²95% ³Less than 5

Key populations

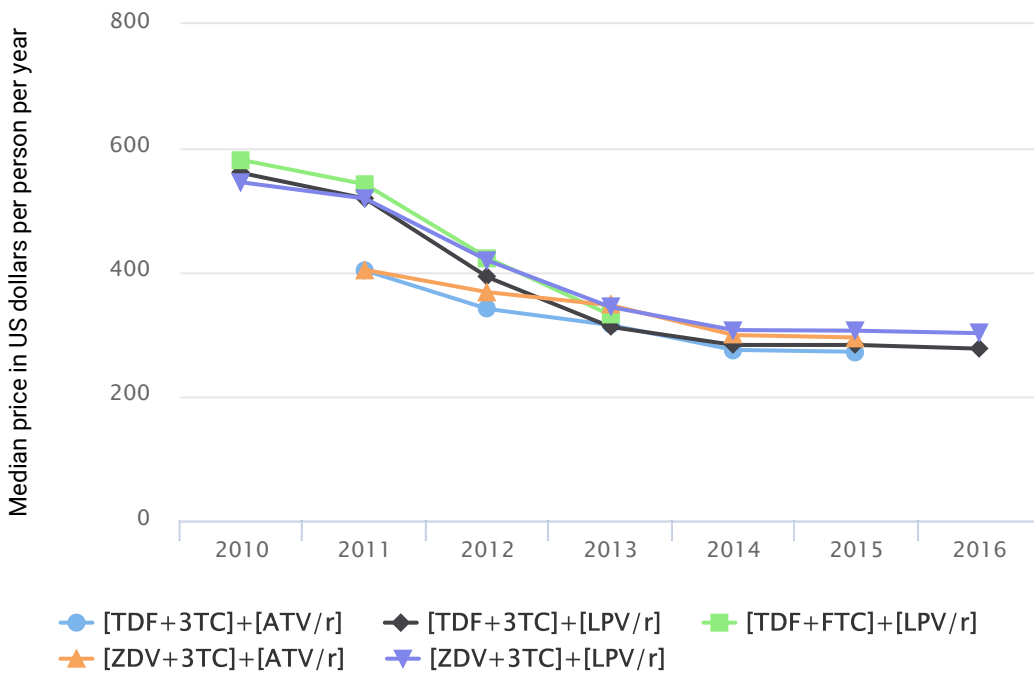
Percentage condom use among sex workers with most recent client	98%
Needles distributed per person who inject drugs per year	N/A
HIV prevalence among men who have sex with men (%)	23%
HIV prevalence among sex workers (%)	14%
HIV prevalence among people who inject drugs (%)	N/A
Percentage of people who inject drugs receiving OST	N/A

Median annual price of ARV drug regimens for adults

First line



Second line



National HIV policies and plans

Implementation of national policy on HIV self-testing (HIVST)	Policy on HIVST implemented	●
Treatment initiation threshold adults and adolescents	Treat all regardless of CD4 count	●
Treatment initiation threshold children	Treat all, regardless of age	●
Implementation of treat all adults and adolescents	Implemented countrywide	●

National HIV policies and plans

Dolutegravir (DTG) as part of 1st line ARVs for adults and adolescents	DTG introduced in national guidelines and procurement initiated	●
Implementation of lifelong ART to pregnant & breastfeeding women	Implemented countrywide	●
Implementation of national policy on viral load monitoring	Fully implemented	●
Completion of HIV services cascades	Not completed a national HIV cascade	●
Adaptation of WHO key population guidelines in national plans	Fully	●
National M&E plan or strategy for HIV	Yes, but not updated in the past two years	●
Method to de-duplicate key data (i.e. unique identifiers)	Yes	●
Nationally representative quality assessment of facility-level ART data	Yes	●

© WHO 2018. Some rights reserved. Licence CC BY-NC-SA 3.0 IGO