


# Indonesia

## HIV Country Profile: 2017

WHO/CDS/HIV/18.50

### Demographic and socioeconomic data

	<b>264 million</b> Total population (2017) UNPOP
	<b>11 900 US\$</b> GNI per capita, PPP (2017) World Bank
	<b>126</b> Maternal mortality per 100 000 live births (2015) World Health Stat., WHO
	<b>3.12%</b> Health expenditure, total (% of GDP) (2016) World Bank
	<b>69 years</b> Life expectancy at birth (2016) UNPOP
	<b>112 US\$</b> Health expenditure per capita (2016) World Bank
	<b>2.5</b> Total fertility rate (births per woman) (2015-2020) UNPOP
	<b>0.69</b> Human Development Index Value (2017) UNPOP

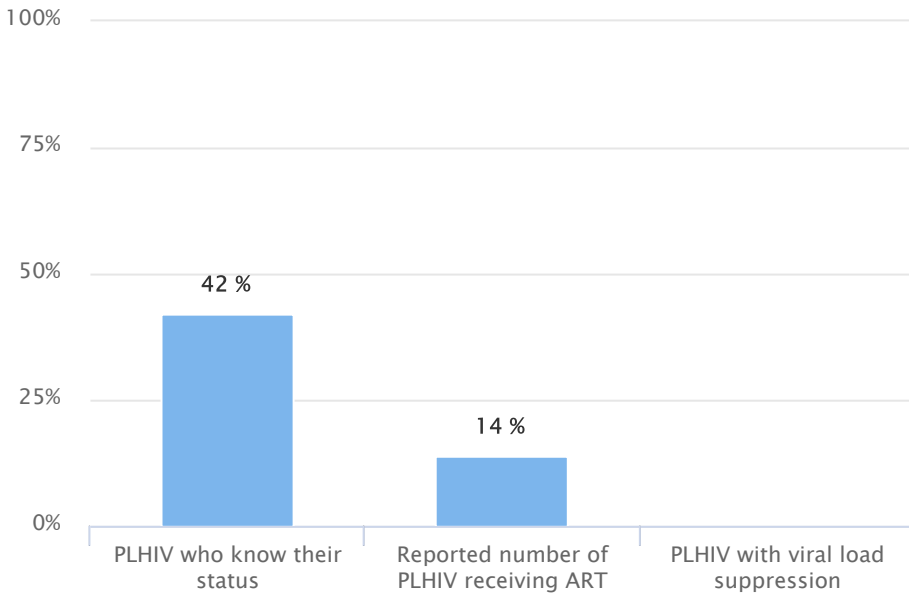


Estimated ART coverage children and adults



Estimated % of pregnant women living with HIV who received ARVs for PMTCT

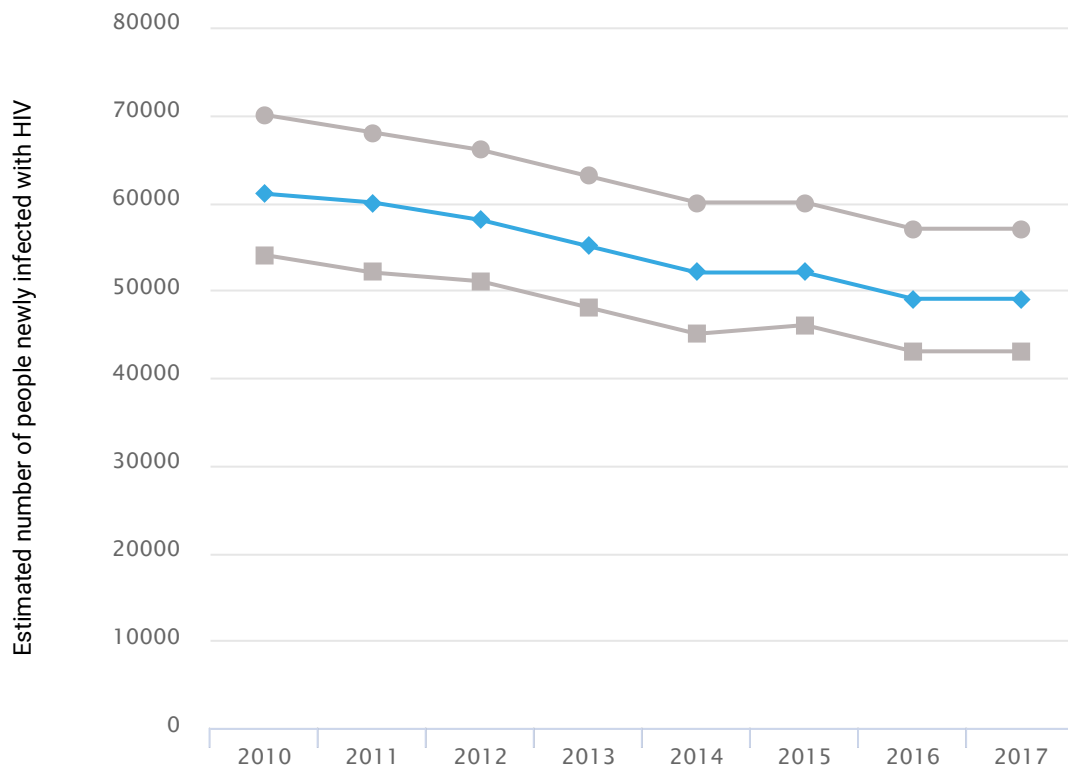
### 90-90-90 progress towards 2020 targets



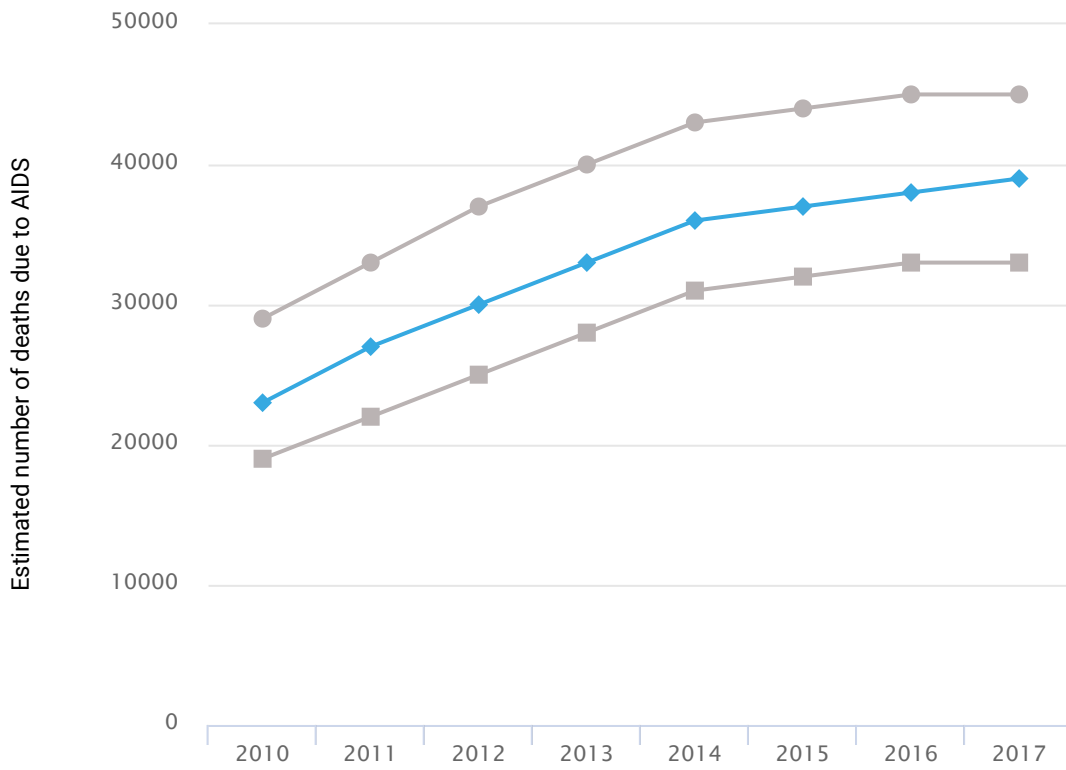
### Health sector cascade

	Value	Percent of 90-90-90
People living with HIV who know their status	265 000	42%
Reported number of people living with HIV receiving ART	91 400	14%
People living with HIV with viral load suppression	N/A	N/A

### Estimated number of people newly infected with HIV



### Estimated number of deaths due to AIDS



## Epidemiological HIV data

Value

Estimated number of people living with HIV	630 000
Estimated number of children aged 0 to 14 living with HIV	14 000
Estimated number of women (15+) living with HIV	220 000
Estimated adult (15-49) prevalence	0.4%
Estimated number of deaths due to HIV	39 000
Estimated number of people newly infected with HIV	49 000
Estimated incidence rate per 1000 uninfected population	0.19

## Antiretroviral therapy (ART)

Reported number of people receiving ART	91 400
Estimated ART coverage	14%
Reported number of adults receiving ART	87 900
Estimated ART coverage (adults, 15+)	14%
Reported number of children receiving ART	3 500
Estimated ART coverage (children, 0-14)	25%

Prevention of mother-to-child transmission (PMTCT)	Value	Year
Reported number of pregnant women living with HIV who received antiretrovirals for PMTCT	1 500	2017
Estimated percentage of pregnant women living with HIV who received antiretrovirals for PMTCT* <sup>2</sup>	13%	2017
Final transmission rate including breastfeeding period* <sup>3</sup>	26.1	2017
Antenatal care coverage - at least one visit (%)	95%	2013
Antenatal care coverage - at least four visits (%)	88%	2015
% of pregnant women with known HIV status	25%	2015
Antenatal care attendees who were tested for syphilis (%)	1%	2016
Antenatal care attendees who tested positive for syphilis (%)	9.5%	2016
Antenatal care attendees who tested positive for syphilis and who received benzathine penicillin IM (%)	30%	2016
% of infants born to women living with HIV receiving a virological test within two months of birth (EID)* <sup>1</sup>	1%	2017

\* Tracing indicators for elimination of mother-to-child transmission. A color scheme (green, orange, red) is used to indicate if the country is on target to meet 2020 targets: <sup>1</sup>90% <sup>2</sup>95% <sup>3</sup>Less than 5

#### Key populations

Percentage condom use among sex workers with most recent client	68%
Needles distributed per person who inject drugs per year	3
HIV prevalence among men who have sex with men (%)	26%
HIV prevalence among sex workers (%)	5%
HIV prevalence among people who inject drugs (%)	29%
Percentage of people who inject drugs receiving OST	12%

#### Median annual price of ARV drug regimens for adults

First line



Data not available

## Second line



### Data not available

#### National HIV policies and plans

Implementation of national policy on HIV self-testing (HIVST)	Policy on HIVST in development	●
Treatment initiation threshold adults and adolescents	Treat all regardless of CD4 count	●
Treatment initiation threshold children	Treat all, regardless of age	●
Implementation of treat all adults and adolescents	Not implemented in practice	●
Dolutegravir (DTG) as part of 1st line ARVs for adults and adolescents	TDF/[3TC or FTC]/EFV first line ARVs only	●
Implementation of lifelong ART to pregnant & breastfeeding women	Implemented in a small number (<50%) of maternal and child health (MCH) sites	●
Implementation of national policy on viral load monitoring	Partially implemented	●
Completion of HIV services cascades	Completed a national HIV cascade	●
Adaptation of WHO key population guidelines in national plans	Data not reported	●
National M&E plan or strategy for HIV	Data not available	●
Method to de-duplicate key data (i.e. unique identifiers)	Data not available	●
Nationally representative quality assessment of facility-level ART data	Data not reported	●

© WHO 2018. Some rights reserved. Licence CC BY-NC-SA 3.0 IGO