

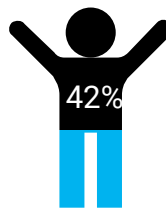
Ghana

HIV Country Profile: 2017

WHO/CDS/HIV/18.50

Demographic and socioeconomic data

| | |
|---|--|
|  | 28.8 million Total population (2017) UNPOP |
|  | 4 490 US\$ GNI per capita, PPP (2017) World Bank |
|  | 319 Maternal mortality per 100 000 live births (2015) World Health Stat., WHO |
|  | 4.45% Health expenditure, total (% of GDP) (2016) World Bank |
|  | 63 years Life expectancy at birth (2016) UNPOP |
|  | 68 US\$ Health expenditure per capita (2016) World Bank |
|  | 4.2 Total fertility rate (births per woman) (2015-2020) UNPOP |
|  | 0.59 Human Development Index Value (2017) UNPOP |

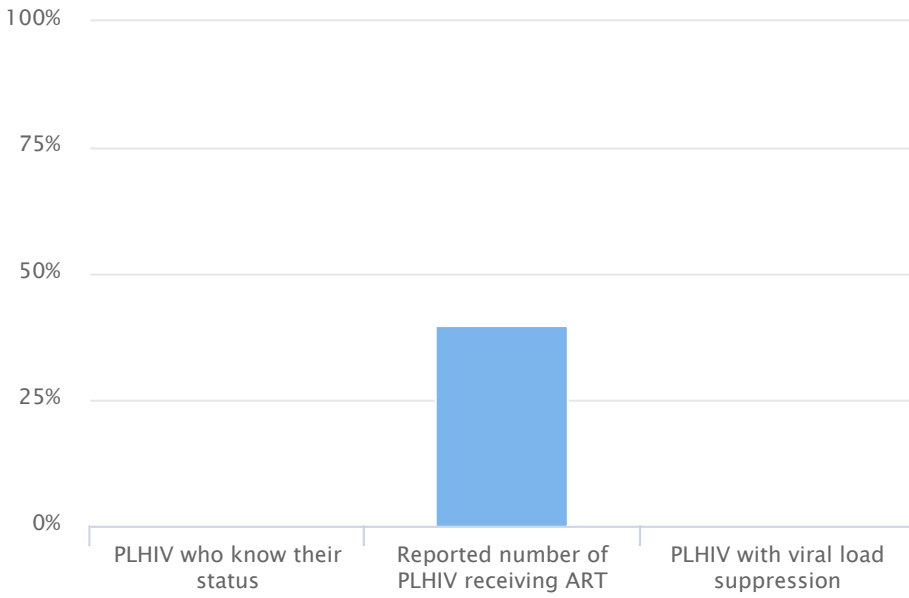


Estimated ART coverage children and adults



Estimated % of pregnant women living with HIV who received ARVs for PMTCT

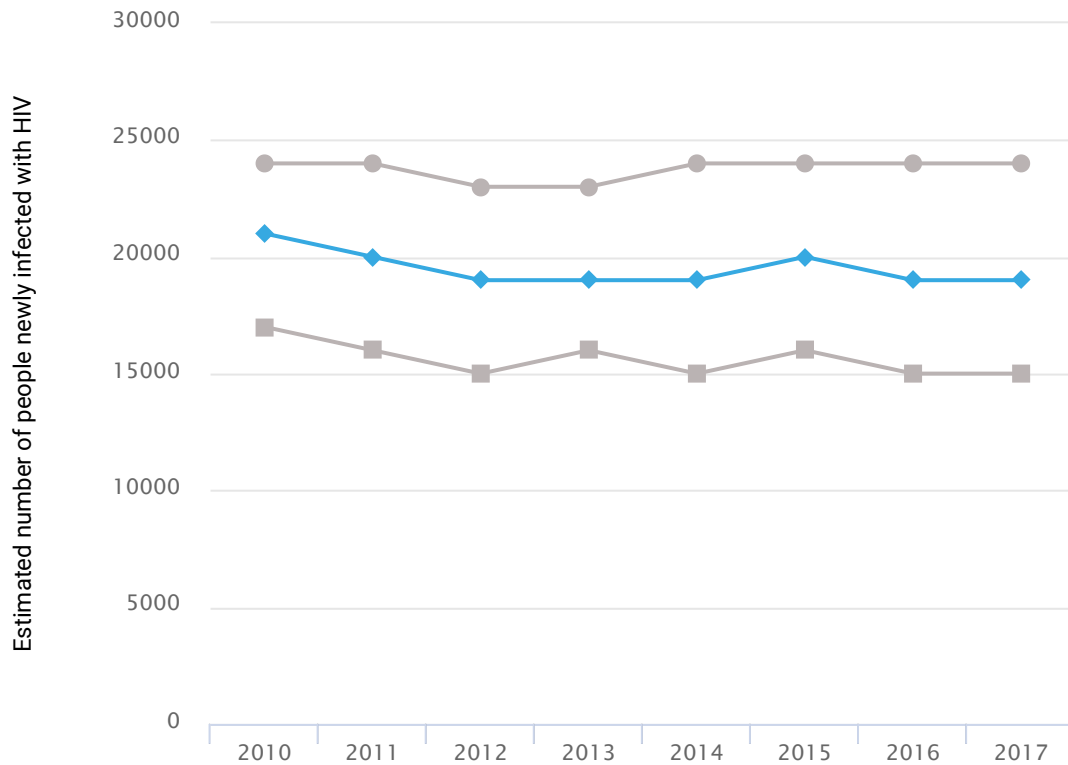
90-90-90 progress towards 2020 targets



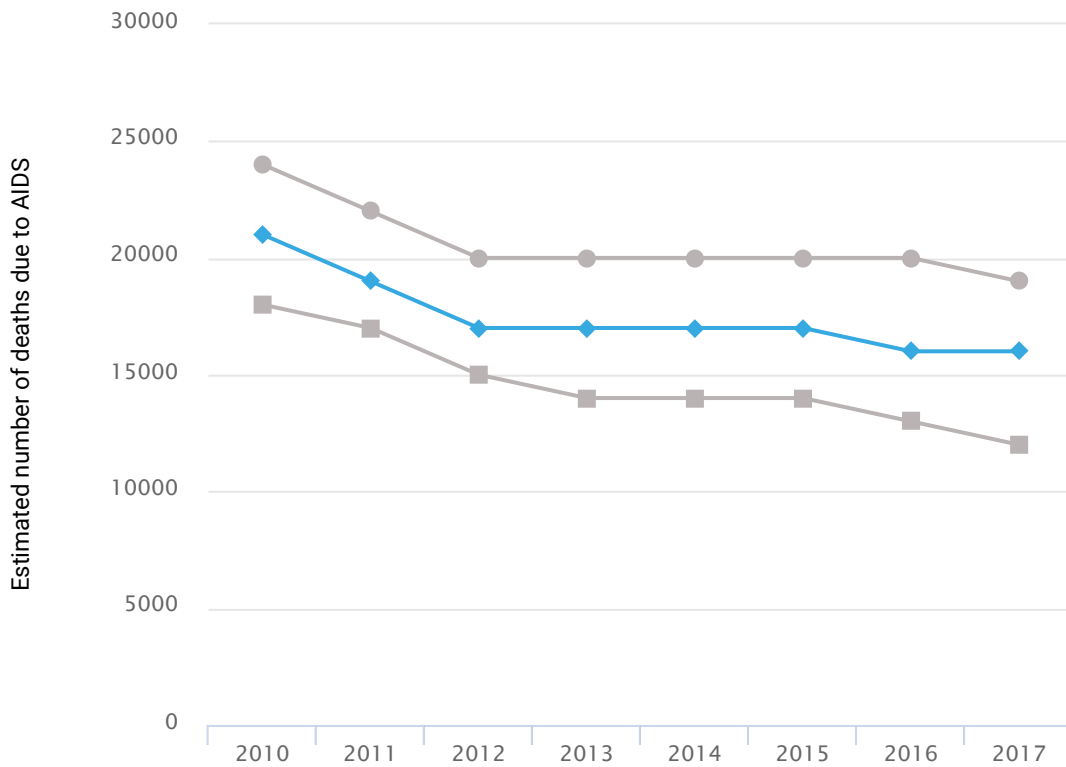
Health sector cascade

| | Value | Percent of 90-90-90 |
|---|---------|---------------------|
| People living with HIV who know their status | N/A | N/A |
| Reported number of people living with HIV receiving ART | 126 000 | 40% |
| People living with HIV with viral load suppression | N/A | N/A |

Estimated number of people newly infected with HIV



Estimated number of deaths due to AIDS



Epidemiological HIV data

Value

| | |
|---|---------|
| Estimated number of people living with HIV | 310 000 |
| Estimated number of children aged 0 to 14 living with HIV | 28 000 |
| Estimated number of women (15+) living with HIV | 190 000 |
| Estimated adult (15-49) prevalence | 1.7% |
| Estimated number of deaths due to HIV | 16 000 |
| Estimated number of people newly infected with HIV | 19 000 |
| Estimated incidence rate per 1000 uninfected population | 0.68 |

Antiretroviral therapy (ART)

| | |
|---|---------|
| Reported number of people receiving ART | 126 000 |
| Estimated ART coverage | 40% |
| Reported number of adults receiving ART | 119 000 |
| Estimated ART coverage (adults, 15+) | 42% |
| Reported number of children receiving ART | 6 500 |
| Estimated ART coverage (children, 0-14) | 23% |

| Prevention of mother-to-child transmission (PMTCT) | Value | Year |
|--|--------|------|
| Reported number of pregnant women living with HIV who received antiretrovirals for PMTCT | 12 000 | 2017 |
| Estimated percentage of pregnant women living with HIV who received antiretrovirals for PMTCT* ² | 66% | 2017 |
| Final transmission rate including breastfeeding period* ³ | 18.7 | 2017 |
| Antenatal care coverage - at least one visit (%) | 91% | 2014 |
| Antenatal care coverage - at least four visits (%) | 87% | 2014 |
| % of pregnant women with known HIV status | N/A | |
| Antenatal care attendees who were tested for syphilis (%) | 78% | 2016 |
| Antenatal care attendees who tested positive for syphilis (%) | 2.2% | 2016 |
| Antenatal care attendees who tested positive for syphilis and who received benzathine penicillin IM (%) | 100% | 2016 |
| % of infants born to women living with HIV receiving a virological test within two months of birth (EID)* ¹ | 30% | 2017 |

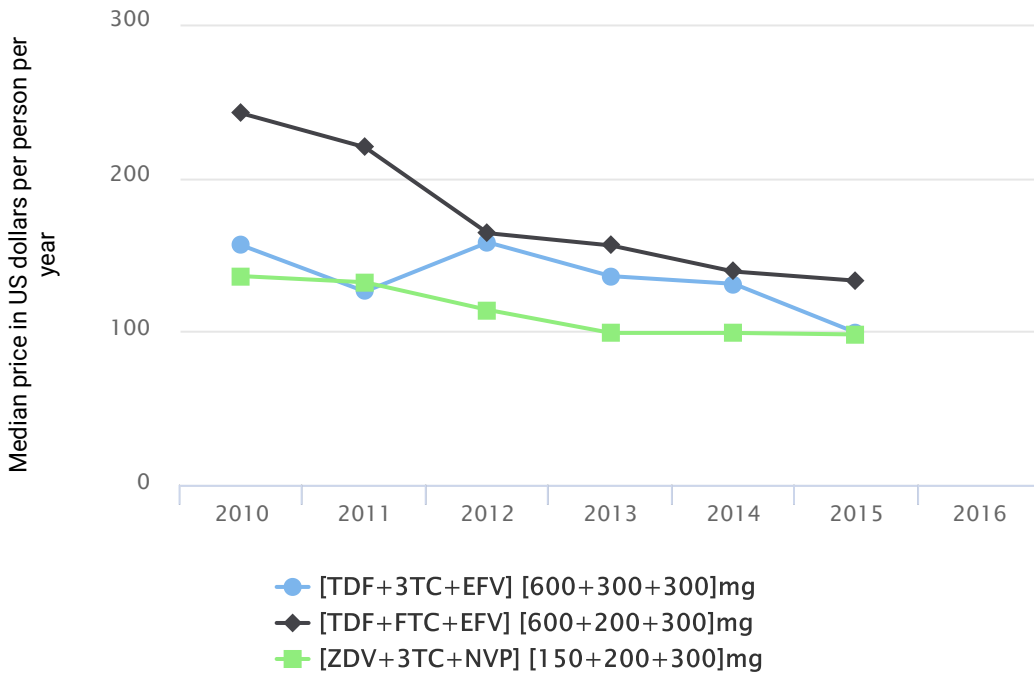
* Tracing indicators for elimination of mother-to-child transmission. A color scheme (green, orange, red) is used to indicate if the country is on target to meet 2020 targets: ¹90% ²95% ³Less than 5

Key populations

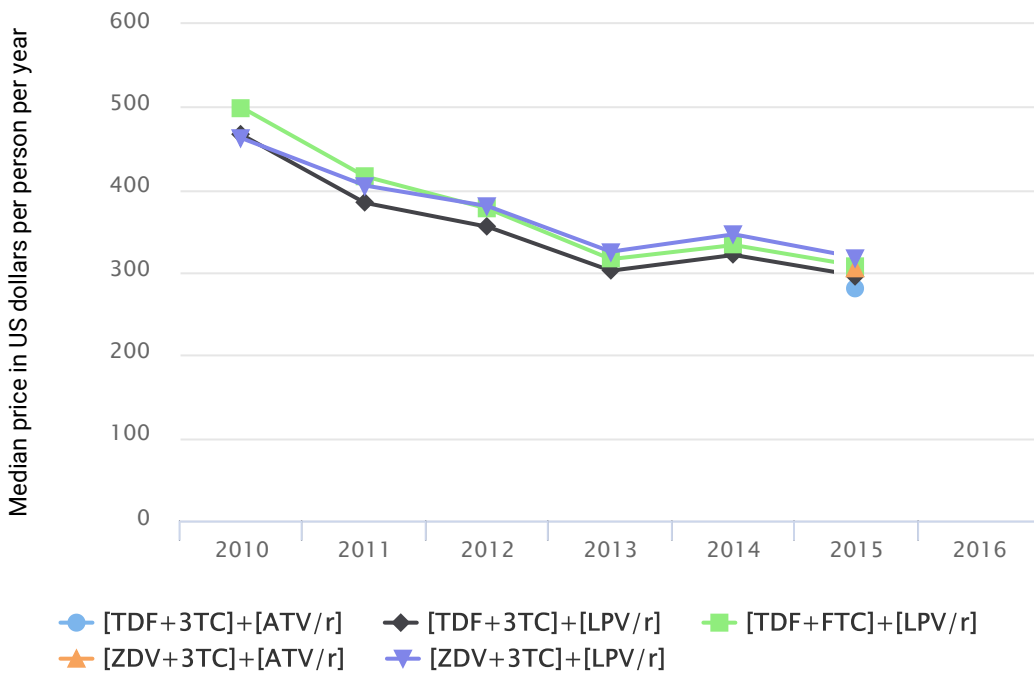
| | |
|---|-----|
| Percentage condom use among sex workers with most recent client | 90% |
| Needles distributed per person who inject drugs per year | N/A |
| HIV prevalence among men who have sex with men (%) | 18% |
| HIV prevalence among sex workers (%) | 7% |
| HIV prevalence among people who inject drugs (%) | N/A |
| Percentage of people who inject drugs receiving OST | N/A |

Median annual price of ARV drug regimens for adults

First line



Second line



National HIV policies and plans

| | | |
|---|---|---|
| Implementation of national policy on HIV self-testing (HIVST) | Policy on HIVST but still not implemented | ● |
| Treatment initiation threshold adults and adolescents | Treat all regardless of CD4 count | ● |
| Treatment initiation threshold children | Treat all, regardless of age | ● |
| Implementation of treat all adults and adolescents | Implemented countrywide | ● |

National HIV policies and plans

| | | |
|---|---|---|
| Dolutegravir (DTG) as part of 1st line ARVs for adults and adolescents | TDF/[3TC or FTC]/EFV first line ARVs only | ● |
| Implementation of lifelong ART to pregnant & breastfeeding women | Implemented countrywide | ● |
| Implementation of national policy on viral load monitoring | Partially implemented | ● |
| Completion of HIV services cascades | Completed a national HIV cascade | ● |
| Adaptation of WHO key population guidelines in national plans | Partially | ● |
| National M&E plan or strategy for HIV | Yes, and updated in the past two years | ● |
| Method to de-duplicate key data (i.e. unique identifiers) | Yes | ● |
| Nationally representative quality assessment of facility-level ART data | Yes | ● |

© WHO 2018. Some rights reserved. Licence CC BY-NC-SA 3.0 IGO