

Ethiopia

HIV Country Profile: 2017

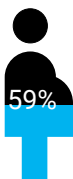
WHO/CDS/HIV/18.50

Demographic and socioeconomic data

	105 million Total population (2017) UNPOP
	1 890 US\$ GNI per capita, PPP (2017) World Bank
	353 Maternal mortality per 100 000 live births (2015) World Health Stat., WHO
	3.97% Health expenditure, total (% of GDP) (2016) World Bank
	66 years Life expectancy at birth (2016) UNPOP
	28 US\$ Health expenditure per capita (2016) World Bank
	4.6 Total fertility rate (births per woman) (2015-2020) UNPOP
	0.46 Human Development Index Value (2017) UNPOP

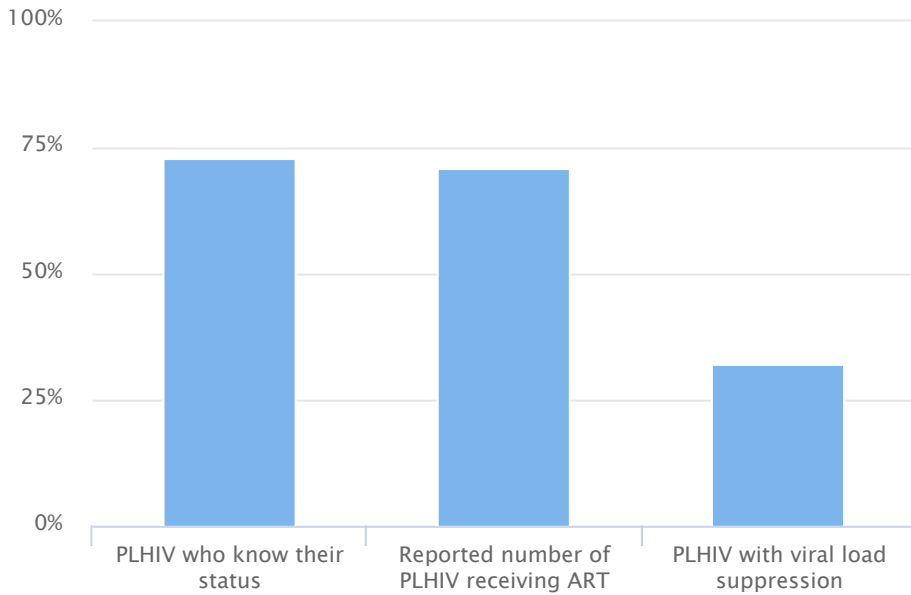


Estimated ART coverage children and adults



Estimated % of pregnant women living with HIV who received ARVs for PMTCT

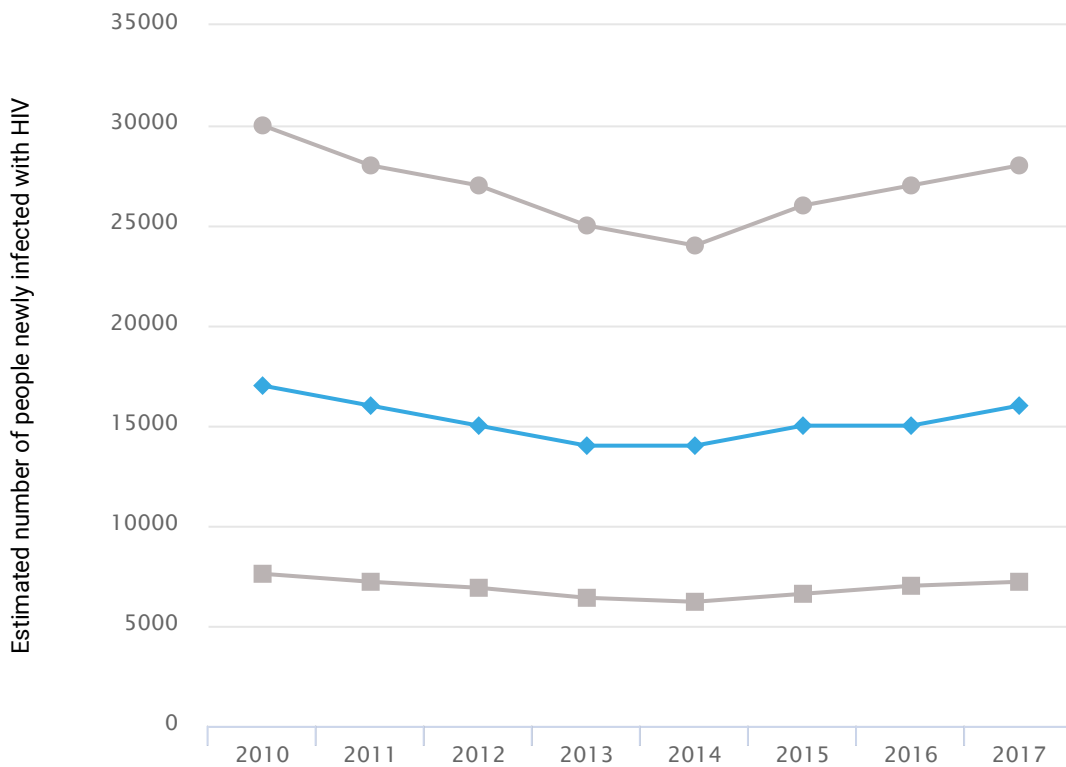
90-90-90 progress towards 2020 targets



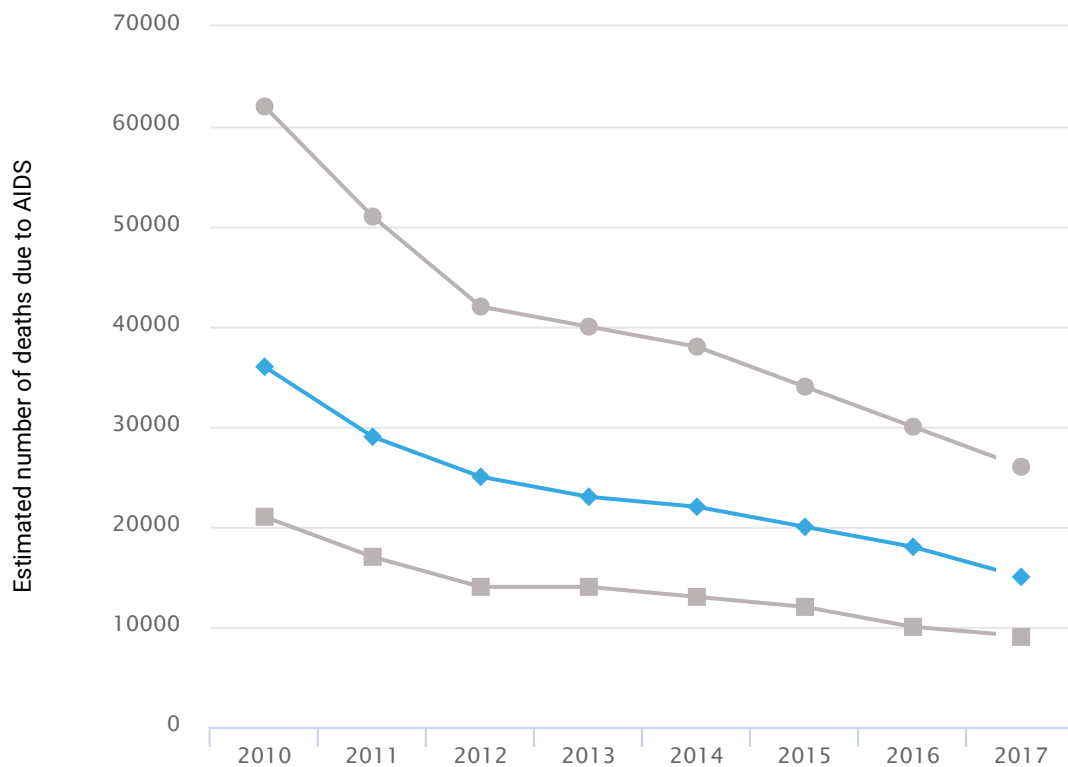
Health sector cascade

	Value	Percent of 90-90-90
People living with HIV who know their status	450 000	73%
Reported number of people living with HIV receiving ART	437 000	71%
People living with HIV with viral load suppression	196 000	32%

Estimated number of people newly infected with HIV



Estimated number of deaths due to AIDS



Epidemiological HIV data

Value

Estimated number of people living with HIV	610 000
Estimated number of children aged 0 to 14 living with HIV	62 000
Estimated number of women (15+) living with HIV	350 000
Estimated adult (15-49) prevalence	0.9%
Estimated number of deaths due to HIV	15 000
Estimated number of people newly infected with HIV	16 000
Estimated incidence rate per 1000 uninfected population	0.17

Antiretroviral therapy (ART)

Reported number of people receiving ART	437 000
Estimated ART coverage	71%
Reported number of adults receiving ART	416 000
Estimated ART coverage (adults, 15+)	75%
Reported number of children receiving ART	21 400
Estimated ART coverage (children, 0-14)	34%

Prevention of mother-to-child transmission (PMTCT)	Value	Year
Reported number of pregnant women living with HIV who received antiretrovirals for PMTCT	15 200	2017
Estimated percentage of pregnant women living with HIV who received antiretrovirals for PMTCT* ²	59%	2017
Final transmission rate including breastfeeding period* ³	21.2	2017
Antenatal care coverage - at least one visit (%)	62%	2016
Antenatal care coverage - at least four visits (%)	19%	2015
% of pregnant women with known HIV status	77%	2015
Antenatal care attendees who were tested for syphilis (%)	N/A	
Antenatal care attendees who tested positive for syphilis (%)	1.1%	2017
Antenatal care attendees who tested positive for syphilis and who received benzathine penicillin IM (%)	N/A	
% of infants born to women living with HIV receiving a virological test within two months of birth (EID)* ¹	38%	2017

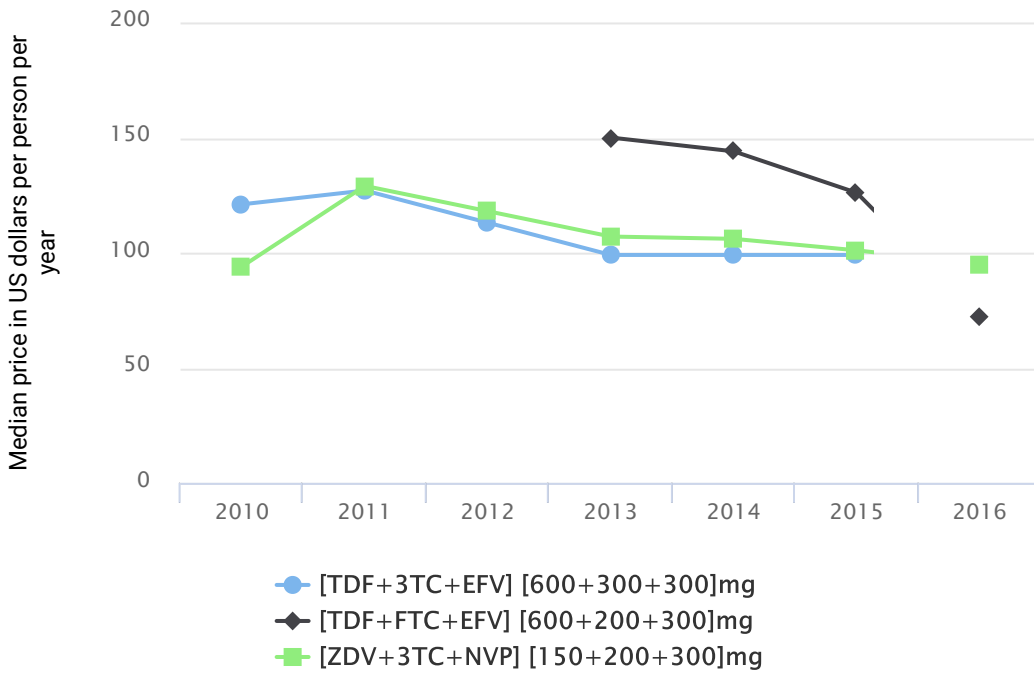
* Tracing indicators for elimination of mother-to-child transmission. A color scheme (green, orange, red) is used to indicate if the country is on target to meet 2020 targets: ¹90% ²95% ³Less than 5

Key populations

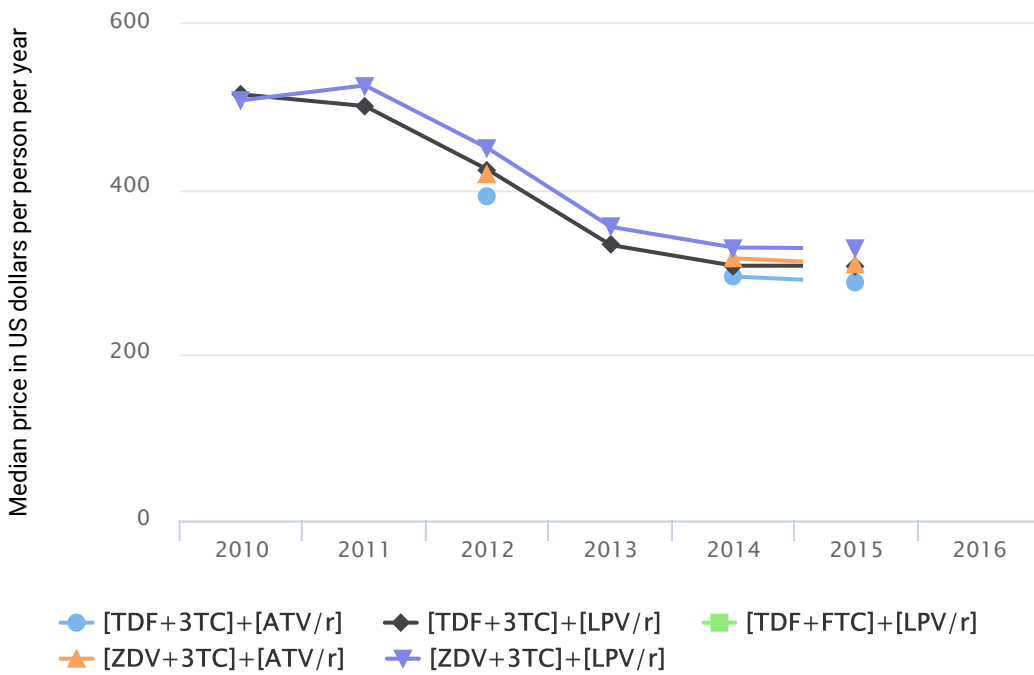
Percentage condom use among sex workers with most recent client	N/A
Needles distributed per person who inject drugs per year	N/A
HIV prevalence among men who have sex with men (%)	N/A
HIV prevalence among sex workers (%)	24%
HIV prevalence among people who inject drugs (%)	N/A
Percentage of people who inject drugs receiving OST	N/A

Median annual price of ARV drug regimens for adults

First line



Second line



National HIV policies and plans

Implementation of national policy on HIV self-testing (HIVST)	Policy on HIVST but still not implemented	●
Treatment initiation threshold adults and adolescents	Treat all regardless of CD4 count	●
Treatment initiation threshold children	Treat all, regardless of age	●
Implementation of treat all adults and adolescents	Implemented countrywide	●

National HIV policies and plans

Dolutegravir (DTG) as part of 1st line ARVs for adults and adolescents	DTG introduced in national guidelines and procurement initiated	●
Implementation of lifelong ART to pregnant & breastfeeding women	Implemented countrywide	●
Implementation of national policy on viral load monitoring	Fully implemented	●
Completion of HIV services cascades	Completed a national HIV cascade	●
Adaptation of WHO key population guidelines in national plans	Partially	●
National M&E plan or strategy for HIV	Yes, and updated in the past two years	●
Method to de-duplicate key data (i.e. unique identifiers)	Yes	●
Nationally representative quality assessment of facility-level ART data	Yes	●

© WHO 2018. Some rights reserved. Licence CC BY-NC-SA 3.0 IGO