

HEALTH SECTOR FINANCING BY CENTRE AND STATES/UTs IN INDIA

[2015-16 to 2017-18]



Compiled by:
National Health Accounts Cell
Ministry of Health & Family Welfare
Government of India

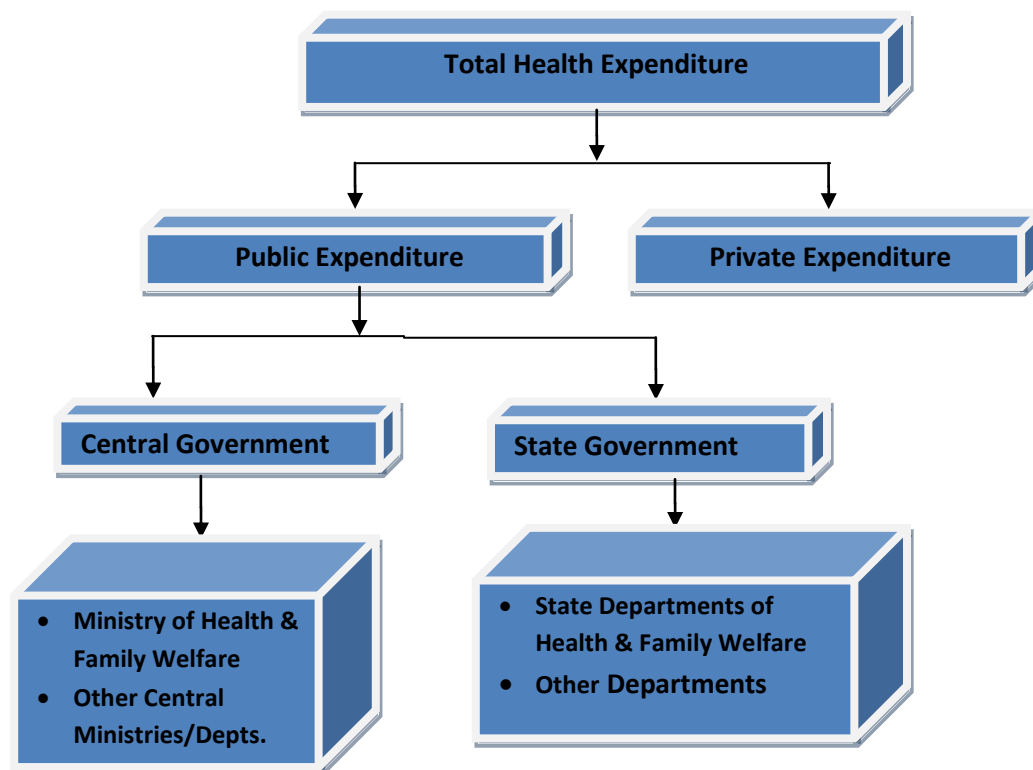
List of Tables

Table:1	<i>Public Expenditure in Health by States & Union Territories (UTs)</i>	<i>Page 5</i>
Table:2	<i>Public Health Expenditure 2015-16 (Actual)</i>	<i>Page 6-7</i>
Table:3	<i>Public Health Outlay 2016-17 (Revised Estimates)</i>	<i>Page 9-10</i>
Table:4	<i>Public Health Outlay 2017-18 (Budget Estimates)</i>	<i>Page 12-13</i>
Table:5	<i>Medical & Public Health Expenditure 2015-16 (Actual) Head Wise Classification</i>	<i>Page 15-19</i>
Table:6	<i>Medical & Public Health Outlay 2016-17 (Revised Estimates) Head Wise Classification</i>	<i>Page 22-26</i>
Table:7	<i>Medical & Public Health Outlay 2017-18 (Budget Estimates) Head Wise Classification</i>	<i>Page 29-33</i>
Table:8	<i>Union Territories Medical & Public Health Expenditure/Outlay</i>	<i>Page 36</i>

List of Charts

Chart 1	Sources of Data	Page 4
Chart: 2.1	Percentage Distribution of Public Health Expenditure on Revenue and Capital during 2015-16 (Actual)	Page 8
Chart: 3.1	Percentage Distribution of Public Health Outlay on Revenue and Capital during 2016-17(Revised Estimates)	Page 11
Chart: 4.1	Percentage Distribution of Public Health Outlay on Revenue and Capital during 2017-18 (Budget Estimates)	Page 14
Chart: 5.1	Component Wise Breakup of Expenditure on Medical & Public Health 2015-16 (Actual)	Page 20
Chart: 5.2	Component Wise Breakup of Expenditure on Family Welfare 2015-16 (Actual)	Page 21
Chart: 6.1	Component Wise Breakup of Outlay for Medical & Public Health 2016-17 (Revised Estimates)	Page 27
Chart: 6.2	Component Wise Breakup of Outlay for Family Welfare 2016-17 (Revised Estimates)	Page 28
Chart: 7.1	Component Wise Breakup of Outlay for Medical & Public Health 2017-18 (Budget Estimates)	Page 34
Chart: 7.2	Component Wise Breakup of Outlay for Family Welfare 2017-18 (Budget Estimates)	Page 35

Sources of Data



****This document does not capture Private Expenditure on Health. The Methodology for compiling the Public Health Expenditure is based on the OECD's System of Health Accounts, 2000.**

Public Expenditure

Public Expenditure data has been sourced from the State Budget documents, Detailed Demand for Grants of MoHFW and other Central Ministries/Departments. This document provides actual expenditure, Budget and Revised Estimates (BE & RE) under the different schemes/programmes in the health sector. Budgetary accounting presents these data under different Heads-Major, Sub-Major and Minor Heads representing functions, sub-functions and the programmes.

In the case of health expenditure, the relevant **Major Heads are 2210 – Revenue Expenditure on Medical and Public Health, 2211 - Revenue Expenditure on Family Welfare, 4210 - Capital Expenditure on Medical and Public Health and 4211- Capital Expenditure on Family Welfare.** For the year 2015-16, Public Expenditure figures have been taken from the Demand for Grants of 2017-18 for State and Central Ministries and these figures have been validated with the figures provided in the respective Annual Financial Statements. Included under public expenditure are the expenditure incurred under Major Heads 2210, 2211, 4210 and 4211 irrespective of the Department through which these resources are channelized. It also includes all other expenditure heads appearing under Ministry of Health & Family Welfare, the Demand for Grants of Health and Family Welfare departments of State Governments and the expenditure on medical reimbursement or treatment of employees of the Central and State Governments. Additionally for the Central Government, medical expenditure incurred by the Ministries of Defence, Posts, Railways, Science & Technology, Mines and Labour & Employment have been covered as these Ministries contribute a significant proportion towards health spending.

Disclaimer:

Health Sector financing data provided here are provisional and subject to change. While due care has been taken in the compilation and presentation of the data, it may be noted that the Department of Health & Family Welfare, shall not be responsible for any shortcomings, errors or omissions or for the results obtained from the use of this information. The Department of Health & Family Welfare has no financial liability whatsoever to the users of this data.

Table : 1 Public Expenditure in Health by States & Union Territories (Rs. in 000)			
A- States	2015-16 (Actual)	2016-17 (RE)	2017-18 (BE)
Andhra Pradesh	53470483	61550039	74299271
Arunachal Pradesh	5357577	7762079	11199034
Assam	28643237	49576860	53770407
Bihar	46528287	79080770	66685781
Chhattisgarh	27543544	42005179	44871975
Delhi	37594067	45961230	59027640
Goa	5750373	8338680	9601472
Gujarat	71993325	80404487	88164653
Haryana	27058044	37957112	43849236
Himachal Pradesh	15330549	22722310	20544690
Jammu & Kashmir	19539174	29804690	35454949
Jharkhand	21822461	29922341	31292593
Karnataka	60153923	70717466	72295591
Kerala	47715032	58979697	68824749
Madhya Pradesh	55229521	63731378	80651222
Maharashtra	100521782	127807762	122250772
Manipur	4856580	6743438	6045568
Meghalaya	6438624	7679394	7639627
Mizoram	4506119	6810560	5558640
Nagaland	4649643	6495454	6164974
Odisha	37435595	49095011	57514627
Puducherry	4876530	5119388	5269367
Punjab	28005392	33596066	36378787
Rajasthan	78183293	103367837	98143384
Sikkim	2618237	3143926	3636621
Tamil Nadu	85248545	90412777	99761913
Telangana	39476048	59863964	63914252
Tripura	6104618	9785895	7364735
Uttar Pradesh	137962248	172280920	189671521
Uttarakhand	14962656	15373472	22471783
West Bengal	79762114	84846308	79211955
TOTAL A	1159337621	1470936490	1571531789
B- Union Territories (UTs)			
Andaman & Nicobar Islands	3151506	3334318	3407106
Chandigarh	3744305	4162884	4225950
Dadra & Nagar Haveli	1005015	1219985	1349973
Daman & Diu	637255	577190	643050
Lakshadweep	581140	682660	791300
TOTAL B	9119221	9977037	10417379
Total of States & UTs (A+B)	1168456842	1480913527	1581949168

Figures for the year 2016-17 (Revised Estimates) and 2017-18 (Budget Estimates) are Provisional.
Figures for Manipur are taken from Annual Financial Statements. Does not include reimbursement figures.

Table: 2 Public Health Expenditure 2015-16 (Actual) (Rs. in 000)							
States-A	Revenue		Capital		Total Revenue & Capital	Others ⁽¹⁾	Total
	Medical & Public Health	Family Welfare	Medical & Public Health	Family Welfare			
Andhra Pradesh	35,912,849	13,540,707	2,619,489	-	52,073,045	1,397,438	53,470,483
Arunachal Pradesh	4,639,300	251,600	260,293	-	5,151,193	206,384	5,357,577
Assam	26,319,190	2,238,722	63,158	-	28,621,070	22,167	28,643,237
Bihar	31,155,441	3,650,284	10,907,455	-	45,713,180	815,107	46,528,287
Chhattisgarh	22,379,475	1,814,755	2,898,182	-	27,092,412	451,132	27,543,544
Delhi	31,846,989	639,203	3,856,635	-	36,342,827	1,251,240	37,594,067
Goa	5,311,509	119,460	311,138	-	5,742,107	8,266	5,750,373
Gujarat	43,901,607	8,389,310	18,797,357	162,749	71,251,023	742,302	71,993,325
Haryana	23,484,586	1,412,415	352,009	-	25,249,010	1,809,034	27,058,044
Himachal Pradesh	10,122,240	2,879,427	1,172,269	-	14,173,936	1,156,613	15,330,549
Jammu & Kashmir	18,627,484	599,482	-	-	19,226,966	312,208	19,539,174
Jharkhand	17,579,244	754,591	3,398,698	-	21,732,533	89,928	21,822,461
Karnataka	43,729,183	6,368,273	8,197,126	-	58,294,582	1,859,341	60,153,923
Kerala	41,159,209	4,356,542	2,196,678	-	47,712,429	2,603	47,715,032
Madhya Pradesh	48,471,697	3,808,509	2,260,596	-	54,540,802	688,719	55,229,521
Maharashtra	87,122,877	6,450,987	6,506,441	-	100,080,305	441,477	100,521,782
Manipur	4,264,993	164,252	427,335	-	4,856,580	-	4,856,580
Meghalaya	4,692,072	435,667	920,910	-	6,048,649	389,975	6,438,624
Mizoram	3,353,903	318,355	111,923	-	3,784,181	721,938	4,506,119
Nagaland	4,331,662	238,769	79,212	-	4,649,643	-	4,649,643
Odisha	29,885,712	1,659,948	5,259,869	-	36,805,529	630,066	37,435,595
Puducherry	4,719,574	70,601	83,039	-	4,873,214	3,316	4,876,530
Punjab	24,075,270	1,966,598	20,909	-	26,062,777	1,942,615	28,005,392
Rajasthan	47,396,975	24,425,245	5,755,754	-	77,577,974	605,319	78,183,293
Sikkim	1,767,648	176,922	661,809	-	2,606,379	11,858	2,618,237
Tamilnadu	59,030,651	18,620,101	3,305,028	2,494,251	83,450,031	1,798,514	85,248,545
Telangana	30,803,906	5,747,322	1,036,843	-	37,588,071	1,887,977	39,476,048
Tripura	3,481,878	1,502,340	973,582	145,479	6,103,279	1,339	6,104,618
Uttar Pradesh	67,302,637	44,649,491	22,560,070	-	134,512,198	3,450,050	137,962,248
Uttarakhand	12,160,683	1,073,872	1,406,640	5,000	14,646,195	316,461	14,962,656
West Bengal	53,955,948	6,242,799	18,389,007	-	78,587,754	1,174,360	79,762,114
Total A	842,986,392	164,566,549	124,789,454	2,807,479	1,135,149,874	24,187,747	1,159,337,621
UTs- B							
Andaman & Nicobar Islands	2,776,310	-	244,978	-	3,021,288	130,218	3,151,506
Chandigarh	2,676,167	-	906,921	-	3,583,088	161,217	3,744,305
Dadra & Nagar Haveli	723,995	-	278,999	-	1,002,994	2,021	1,005,015

Daman & Diu	442,028	-	189,507	-	631,535	5,720	637,255
Lakshadweep	486,201	-	67,059	-	553,260	27,880	581,140
Total B⁽²⁾	7,104,701	-	1,687,464	-	8,792,165	327,056	9,119,221
MOHFW-C	116,293,304	8,619,378	8,942,111	88	133,854,881	11,811,986 ⁽³⁾	145,666,867
Major Head-3601	203,794,942	-	-	-	203,794,942	-	203,794,942
Major Head-3602	-	2,433,140	-	-	2,433,140	-	2,433,140
Other Central Ministries(D)	-	-	-	-	-	86,421,818 ⁽⁴⁾	86,421,818
Grand Total A+B+C+D	966,384,397	173,185,927	135,419,029	2,807,567	1,277,796,920	122,748,607	1,400,545,527

Notes: Figures for Manipur are taken from Annual Financial Statements. Does not include reimbursement figures.

1. Others includes Medical reimbursement/ Medical Treatment expenditure, other Departments expenditure within the health demand and Secretariat Social Service Expenditure (2251).
2. Data of UTs is taken from Ministry of Home Affairs
3. Others indicated under MOHFW includes the expenditure on Major Heads of 2013, 2071, 2251 and 3606.
4. Medical Expenditure by Ministry of Defence, Railways, Labour & Employment, Science and Technology, Mines and Post.
5. Grand total excludes data relating to Major Head 3601 & Major Head 3602 (Grants in Aid to State Governments & UTs) as it is accounted for in the States Budget.

Source:

1. Demand for Grants of Ministry of Health & Family Welfare & Other Central Ministries (2017-18), Government of India
2. Demand for Grants of Department of Health & Family Welfare & Other Departments (2017-18), Different State Governments

Chart: 2.1 Percentage Distribution of Public Health Expenditure by Revenue Expenditure & Capital Expenditure during 2015-16 (Actual) of Major States

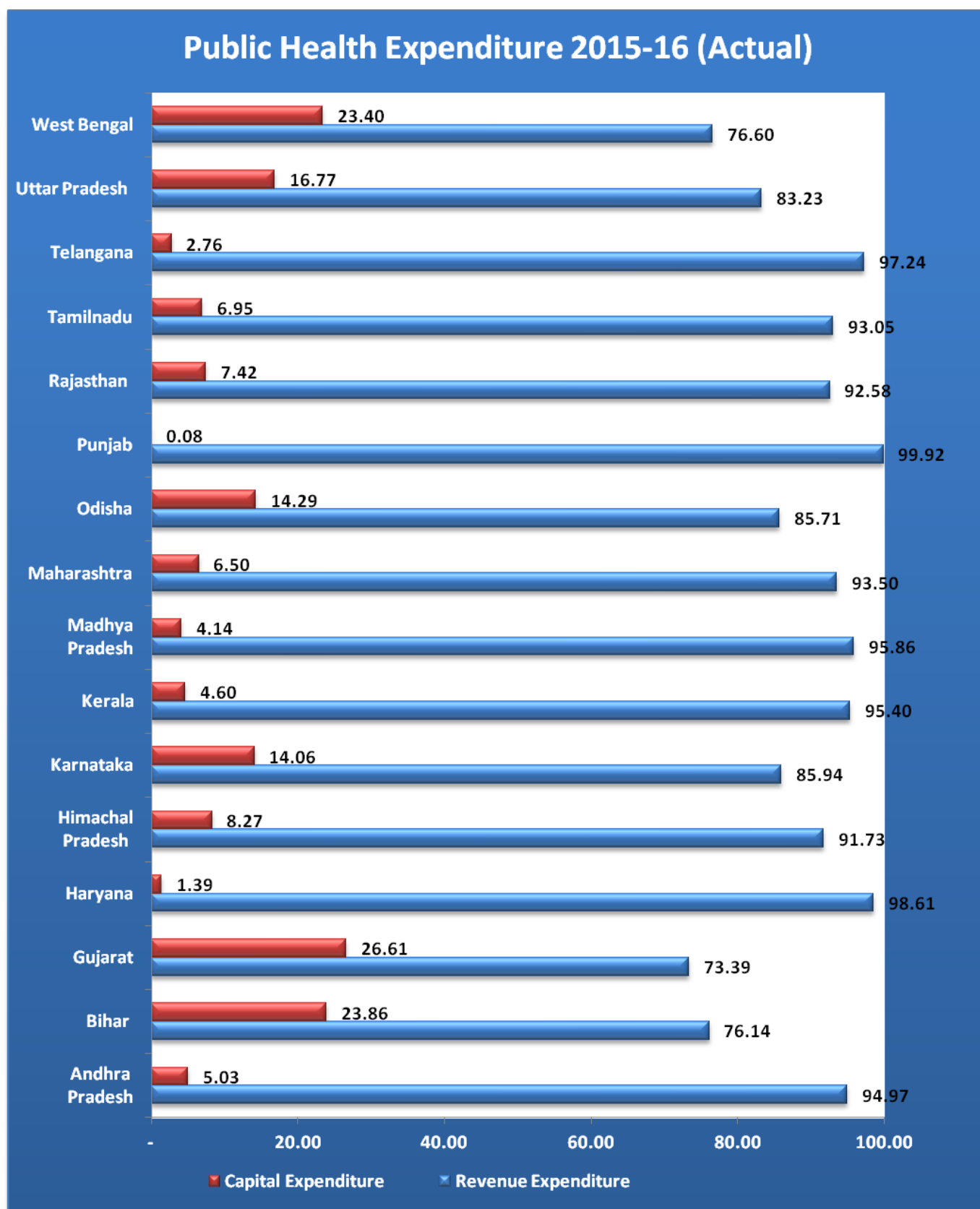


Table: 3 Public Health Outlay 2016-17 (R.E) (Rs. in 000)

States-A	Revenue		Capital		Total Revenue & Capital	Others ⁽¹⁾	Total
	Medical & Public Health	Family Welfare	Medical & Public Health	Family Welfare			
Andhra Pradesh	41,500,705	13,671,031	3,874,694	-	59,046,430	2,503,609	61,550,039
Arunachal Pradesh	7,342,387	135,663	266,747	-	7,744,797	17,282	7,762,079
Assam	37,723,970	2,758,049	1,143,882	-	41,625,901	7,950,959	49,576,860
Bihar	66,070,358	2,446,092	9,247,500	-	77,763,950	1,316,820	79,080,770
Chhattisgarh	34,027,448	2,933,391	4,473,330	-	41,434,169	571,010	42,005,179
Delhi	39,199,250	723,100	4,525,040	-	44,447,390	1,513,840	45,961,230
Goa	7,231,384	149,900	944,706	-	8,325,990	12,690	8,338,680
Gujarat	54,121,259	11,390,056	14,447,739	181,000	80,140,054	264,433	80,404,487
Haryana	29,312,263	2,051,000	3,927,243	-	35,290,506	2,666,606	37,957,112
Himachal Pradesh	14,216,246	4,315,077	2,930,021	-	21,461,344	1,260,966	22,722,310
Jammu & Kashmir	21,598,081	289,636	7,548,143	-	29,435,860	368,830	29,804,690
Jharkhand	21,841,318	1,107,033	6,852,390	-	29,800,741	121,600	29,922,341
Karnataka	55,137,463	6,474,679	6,612,100	-	68,224,242	2,493,224	70,717,466
Kerala	50,129,827	4,864,386	3,441,072	-	58,435,285	544,412	58,979,697
Madhya Pradesh	55,413,862	3,941,369	3,708,837	-	63,064,068	667,310	63,731,378
Maharashtra	109,859,227	8,094,170	9,308,120	-	127,261,517	546,245	127,807,762
Manipur	5,478,810	195,996	1,068,632	-	6,743,438	-	6,743,438
Meghalaya	6,256,610	99,850	838,790	-	7,195,250	484,144	7,679,394
Mizoram	4,966,295	323,718	432,117	-	5,722,130	1,088,430	6,810,560
Nagaland	5,541,156	312,778	641,520	-	6,495,454	-	6,495,454
Odisha	41,299,511	3,434,520	3,549,200	-	48,283,231	811,780	49,095,011
Puducherry	4,968,296	84,096	52,298	-	5,104,690	14,698	5,119,388
Punjab	29,429,609	2,031,757	229,622	-	31,690,988	1,905,078	33,596,066
Rajasthan	58,192,731	36,374,803	8,117,300	-	102,684,834	683,003	103,367,837
Sikkim	2,103,668	238,420	788,424	-	3,130,512	13,414	3,143,926
Tamilnadu	64,260,069	18,833,089	4,364,912	1,105,123	88,563,193	1,849,584	90,412,777
Telangana	45,064,348	10,790,540	1,558,232	34,000	57,447,120	2,416,844	59,863,964
Tripura	4,385,158	2,002,949	2,053,991	1,343,497	9,785,595	300	9,785,895
Uttar Pradesh	84,627,799	48,215,473	34,098,871	1,988,000	168,930,143	3,350,777	172,280,920
Uttarakhand	12,777,691	1,094,669	1,136,068	634	15,009,062	364,410	15,373,472
West Bengal	62,706,806	5,959,041	14,721,450	-	83,387,297	1,459,011	84,846,308
Total A	1,076,783,605	195,336,331	156,902,991	4,652,254	1,433,675,181	37,261,309	1,470,936,490
UTs- B							
Andaman & Nicobar Island	2,949,600	-	259,500	-	3,209,100	125,218	3,334,318
Chandigarh	3,256,800	-	708,800	-	3,965,600	197,284	4,162,884
Dadra & Nagar Haveli	714,300	-	499,600	-	1,213,900	6,085	1,219,985
Daman & Diu	483,800	-	81,200	-	565,000	12,190	577,190
Lakshadweep	539,100	-	80,000	-	619,100	63,560	682,660
Total B⁽²⁾	7,943,600	-	1,629,100	-	9,572,700	404,337	9,977,037

MOHFW-C	158,252,500	19,610,700	16,751,400	27,200	194,641,800	12,518,100⁽³⁾	207,159,900
Major Head-3601	199,436,100	-	-	-	199,436,100	-	199,436,100
Major Head-3602	-	3,358,900	-	-	3,358,900	-	3,358,900
Other Central Ministries(D)						100,682,837⁽⁴⁾	100,682,837
Grand Total A+B+C+D	1,242,979,705	214,947,031	175,283,491	4,679,454	1,637,889,681	150,866,583	1,788,756,264

Notes: Figures for Manipur are taken from Annual Financial Statements. Does not include reimbursement figures.

1. Others includes Medical reimbursement/ Medical Treatment expenditure, other Departments expenditure within the health demand and Secretariat Social Service Expenditure (2251).
2. Data of UTs is taken from Ministry of Home Affairs
3. Others indicated under MOHFW includes the expenditure on Major Heads of 2013, 2071, 2251 and 3606.
4. Medical Expenditure by Ministry of Defence, Railways, Labour & Employment, Science and Technology, Mines and Post.
5. Grand total excludes data relating to Major Head 3601 & Major Head 3602 (Grants in Aid to State Governments & UTs) as it is accounted for in the States Budget.

Source:

1. Demand for Grants of Ministry of Health & Family Welfare & Other Central Ministries (2017-18), Government of India
2. Demand for Grants of Department of Health & Family Welfare & Other Departments (2017-18), Different State Governments

Chart: 3.1 Percentage Distribution of Public Health Outlay on Revenue & Capital during 2016-17 (Revised Estimates) of Major States

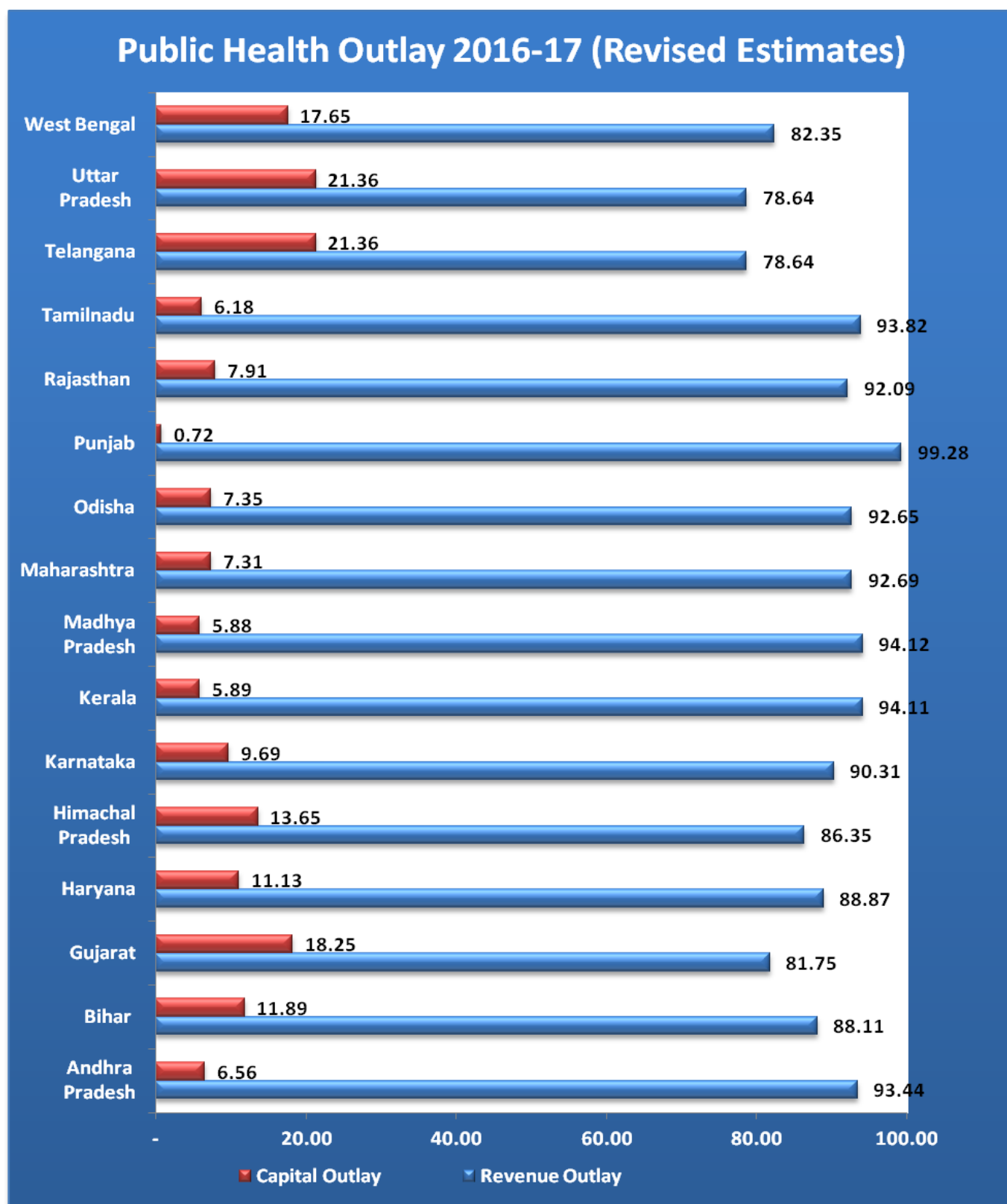


Table: 4 Public Health Outlay 2017-18 (B.E) (Rs. in 000)

States-A	Revenue		Capital		Total Revenue & Capital	Others ⁽¹⁾	Total
	Medical & Public Health	Family Welfare	Medical & Public Health	Family Welfare			
Andhra Pradesh	48,143,965	19,436,697	4,477,923	-	72,058,585	2,240,686	74,299,271
Arunachal Pradesh	9,949,185	-	1,241,700	-	11,190,885	8,149	11,199,034
Assam	41,312,036	3,053,378	4,556,395	-	48,921,809	4,848,598	53,770,407
Bihar	54,829,887	2,278,425	8,239,900	-	65,348,212	1,337,569	66,685,781
Chhattisgarh	36,037,316	3,109,119	5,002,180	-	44,148,615	723,360	44,871,975
Delhi	49,788,750	691,900	6,878,850	-	57,359,500	1,668,140	59,027,640
Goa	7,669,820	147,198	9,029	-	7,826,047	1,775,425	9,601,472
Gujarat	57,578,525	13,154,963	15,973,994	436,213	87,143,695	1,020,958	88,164,653
Haryana	31,687,487	2,309,300	6,711,500	-	40,708,287	3,140,949	43,849,236
Himachal Pradesh	14,236,664	4,376,781	992,000	-	19,605,445	939,245	20,544,690
Jammu & Kashmir	26,791,412	365,936	7,930,086	-	35,087,434	367,515	35,454,949
Jharkhand	25,519,284	1,116,963	4,533,500	-	31,169,747	122,846	31,292,593
Karnataka	57,148,400	6,231,300	7,387,200	-	70,766,900	1,528,691	72,295,591
Kerala	59,841,091	5,208,093	3,217,900	-	68,267,084	557,665	68,824,749
Madhya Pradesh	63,046,359	4,835,683	11,950,508	-	79,832,550	818,672	80,651,222
Maharashtra	103,108,881	8,379,137	10,177,611	-	121,665,629	585,143	122,250,772
Manipur	5,615,557	210,996	219,015	-	6,045,568	-	6,045,568
Meghalaya	6,331,512	454,550	409,200	-	7,195,262	444,365	7,639,627
Mizoram	3,965,798	286,393	370,000	-	4,622,191	936,449	5,558,640
Nagaland	5,279,974	295,000	590,000	-	6,164,974	0	6,164,974
Odisha	45,604,994	4,271,949	6,850,000	-	56,726,943	787,684	57,514,627
Puducherry	4,972,119	107,300	174,833	-	5,254,252	15,115	5,269,367
Punjab	30,576,799	2,781,378	1,302,300	-	34,660,477	17,183,10	36,378,787
Rajasthan	60,680,724	23,518,835	13,306,186	-	97,505,745	637,639	98,143,384
Sikkim	2,137,379	195,940	1,288,104	-	3,621,423	15,198	3,636,621
Tamilnadu	73,511,630	19,963,526	3,940,415	460,001	97,875,572	188,6341	99,761,913
Telangana	40,239,241	18,963,477	2,240,152	250,000	61,692,870	2,221,382	63,914,252
Tripura	4,809,585	1,750,800	804,000	-	7,364,385	350	7,364,735
Uttar Pradesh	103,990,114	59,175,412	21,206,624	2,124,200	186,496,350	3,175,171	189,671,521
Uttarakhand	17,415,029	1,377,684	1,295,520	15,000	20,103,233	2,368,550	22,471,783
West Bengal	61,534,182	6,315,293	9,778,883	-	77,628,358	1,583,597	79,211,955
Total A	1,153,353,699	214,363,406	163,055,508	3,285,414	1,534,058,027	37,470,562	1,571,531,789
UTs- B							
Andaman & Nicobar Island	2,997,400	-	248,500	-	3,245,900	161,206	3,407,106
Chandigarh	3,505,500	-	523,500	-	4,029,000	196,950	4,225,950
Dadra & Nagar Haveli	774,200	-	570,000	-	1,344,200	5,773	1,349,973
Daman & Diu	498,000	22,500	108,500	-	629,000	14,050	643,050
Lakshadweep	631,400	-	105,000	-	736,400	54,900	791,300
Total B⁽²⁾	8,406,500	22,500	1,555,500	-	9,984,500	432,879	10,417,379

MOHFW-C	184,102,000	22,701,200	34,918,600	202,500	241,924,300	15,693,300⁽³⁾	257,617,600
Major Head-3601	241,766,100	-	-	-	241,766,100	-	241,766,100
Major Head-3602	-	3,427,900	-	-	3,427,900	-	3,427,900
Other Central Ministries(D)						297,628,991⁽⁴⁾	297,628,991
Grand Total A+B+C+D	1,345,862,199	237,087,106	199,529,608	3,487,914	1,785,966,827	351,228,932	2,137,195,759

Notes: Figures for Manipur are taken from Annual Financial Statements. Does not include reimbursement figures.

1. Others includes Medical reimbursement/ Medical Treatment expenditure, other Departments expenditure within the health demand and Secretariat Social Service Expenditure (2251).
2. Data of UTs is sourced from Ministry of Home Affairs
3. Others indicated under MOHFW includes the expenditure on Major Heads of 2013, 2071, 2251 and 3606.
4. Medical Expenditure by Ministry of Defence, Railways, Labour & Employment, Science and Technology, Mines and Post.
5. Grand total excludes data relating to Major Head 3601 & Major Head 3602 (Grants in Aid to State Governments & UTs) as it is accounted for in the States Budget.

Source:

1. Demand for Grants of Ministry of Health & Family Welfare & Other Central Ministries (2017-18), Government of India
2. Demand for Grants of Department of Health & Family Welfare & Other Departments (2017-18), Different State Governments

Chart: 4.1 Percentage Distribution of Public Health Outlay on Revenue & Capital during 2017-18 (Budget Estimates) of Major States

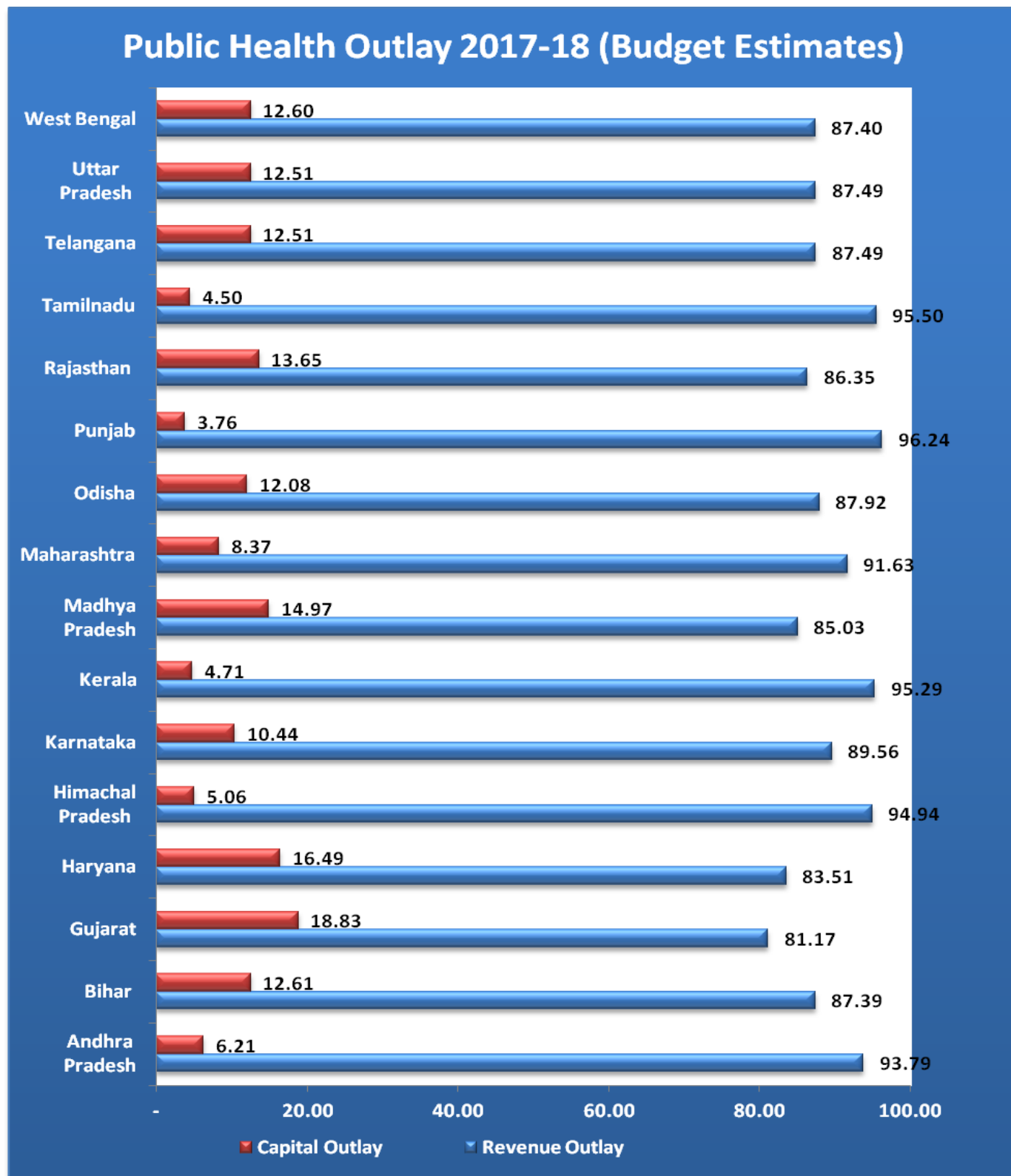


Table: 5	Medical & Public Health Expenditure 2015-16 (Actual)					(Rs. in 000)	
A-Medical & Public Health	Andhra Pradesh	Arunachal Pradesh	Assam	Bihar	Chhattisgarh	Delhi	Goa
Urban Health Services Allopathy (01)	19020674	1650749	2884613	17842648	6167671	26713895	2863933
Urban Health Services Other System of Medicine (02)	1046170	0	38054	1322871	1262744	1264930	28183
Rural Health Services – Allopathy (03)	8399461	2129659	16833706	17187161	13667036	0	1033457
Rural Health Services - Other System of Medicine (04)	478147	128280	434612	179050	980545	61929	0
Medical Education Training & Research (05)	3728492	50675	4105570	4737474	1673708	1555567	882623
Public Health (06)	3433220	679937	1800845	793692	1460023	2934162	501332
General (80)	2426174	260293	284948	0	65930	3186123	313119
Deduct Recoveries (911)	0	0	0	0	0	-12982	0
Total -A	38532338	4899593	26382348	42062896	25277657	35703624	5622647
B-Family Welfare							
Direction & Administration (001)	6253	70084	182056	220920	96954	35775	18576
Training (003)	0	0	83248	71024	60555	2463	0
Research & Evaluation (004)	0	0	0	633	0	0	0
Rural Family Welfare Services (101)	1750605	49290	1700968	3300140	1624727	0	100884
Urban Family Welfare Services (102)	0	15920	31082	21953	24257	38966	0
Maternity & Child Health (103)	484630	0	136036	36668	0	11999	0
Transport (104)	4307	0	17379	0	0	0	0
Compensation (105)	9984	0	0	0	0	0	0
Mass Education (106)	0	0	0	0	0	0	0
Selected Area Programmes (108)	77076	0	0	0	0	0	0
Reproductive Child Health Programme (109)	0	0	0	0	0	0	0
Assistance to Public Sector and other Undertakings (190)	0	0	0	0	0	0	0
Asst Local bodies (196,198)	0	0	0	0	0	0	0
Other Services and Supplies (200)	9127879	0	88148	0	7813	0	0
Tribal Area (796), Special Component Plan for SC(789) & Scheduled Caste Component Plan (793)	2079982	0	0	0	0	0	0
International Cooperation (798)	0	0	0	0	0	0	0
Other Expenditure (800)	0	116306	0	0	449	550000	0
Deduct Recoveries (911)	-9	0	-195	-1054	0	0	0
Total-B	13540707	251600	2238722	3650284	1814755	639203	119460
Total -A+B	52073045	5151193	28621070	45713180	27092412	36342827	5742107
Others	1397438	206384	22167	815107	451132	1251240	8266
Grand Total	53470483	5357577	28643237	46528287	27543544	37594067	5750373

Table: 5 (Cont...) Medical & Public Health Expenditure 2015-16 (Actual) (Rs. in 000)							
A-Medical & Public Health	Gujarat	Haryana	Himachal Pradesh	Jammu Kashmir	Jharkhand	Karnataka	Kerala
Urban Health Services Allopathy (01)	25172941	7719028	2565055	2748161	11971708	14144388	13086330
Urban Health Services Other System of Medicine (02)	5163890	130534	1006458	407173	2690039	185041	3914329
Rural Health Services – Allopathy (03)	11607192	7717853	3827927	4301128	3191389	11635385	6924649
Rural Health Services - Other System of Medicine (04)	525017	905017	936711	4886026	94345	404600	135255
Medical Education Training & Research (05)	5215767	5551898	2621067	5538785	2021370	11604876	9802417
Public Health (06)	14662651	1788008	337291	746211	1009091	4545742	7282208
General (80)	351506	24257	0	0	0	9406277	2210699
Deduct Recoveries (911)	0	0	0	0	0	0	0
Total -A	62698964	23836595	11294509	18627484	20977942	51926309	43355887
B-Family Welfare							
Direction & Administration (001)	319476	168169	68450	418373	90131	42940	210755
Training (003)	149819	75651	37688	9451	25400	104945	37075
Research & Evaluation (004)	0	0	0	0	0	0	0
Rural Family Welfare Services (101)	2531764	1014375	715598	169293	597076	0	3716312
Urban Family Welfare Services (102)	1082765	34457	102443	0	10646	138033	0
Maternity & Child Health (103)	3238460	67519	0	0	31338	637657	0
Transport (104)	13786	0	0	2365	0	20626	11117
Compensation (105)	0	0	0	0	0	0	0
Mass Education (106)	10000	0	0	0	0	0	2598
Selected Area Programmes (108)	0	0	0	0	0	154303	0
Reproductive Child Health Programme (109)	0	0	0	0	0	0	10242
Assistance to Public Sector and other Undertakings (190)	0	0	0	0	0	0	0
Asst Local bodies (196,198)	0	0	0	0	0	5269844	0
Other Services and Supplies (200)	184232	52244	0	0	0	0	357844
Tribal Area (796), Special Component Plan for SC(789) & Scheduled Caste Component Plan (793)	902863	0	373590	0	0	0	0
International Cooperation (798)	0	0	0	0	0	0	0
Other Expenditure (800)	118894	0	1581658	0	0	0	16018
Deduct Recoveries (911)	0	0	0	0	0	-75	-5419
Total-B	8552059	1412415	2879427	599482	754591	6368273	4356542
Total -A+B	71251023	25249010	14173936	19226966	21732533	58294582	47712429
Others	742302	1809034	1156613	312208	89928	1859341	2603
Grand Total	71993325	27058044	15330549	19539174	21822461	60153923	47715032

Table: 5 (Cont...) Medical & Public Health Expenditure 2015-16 (Actual) (Rs. in 000)							
A-Medical & Public Health	Madhya Pradesh	Maharashtra	Manipur	Meghalaya	Mizoram	Nagaland	Odisha
Urban Health Services Allopathy (01)	31298258	31536631	0	1717589	1004320	2020621	8325334
Urban Health Services Other System of Medicine (02)	3105155	2643432	0	620399	53092	2775	5558590
Rural Health Services – Allopathy (03)	8636472	5154637	0	1345958	983978	1071848	14271027
Rural Health Services -Other System of Medicine (04)	78450	429349	0	22308	0	0	623655
Medical Education Training & Research (05)	2893900	8132710	0	37771	25469	45830	3583894
Public Health (06)	3981261	45667184	0	316364	1342643	1269800	2683956
General (80)	738797	165760	0	1552593	56324	0	99125
Deduct Recoveries (911)	0	-100385	0	0	0	0	0
Total -A	50732293	93629318	4692328	5612982	3465826	4410874	35145581
B-Family Welfare							
Direction & Administration (001)	23131	783449	0	58624	36020	238769	33863
Training (003)	179753	169416	0	21464	11312	0	33011
Research & Evaluation (004)	0	0	0	0	0	0	0
Rural Family Welfare Services (101)	0	4715927	0	270256	257746	0	886887
Urban Family Welfare Services (102)	165802	167936	0	2933	8284	0	79149
Maternity & Child Health (103)	0	645320	0	80632	4993	0	0
Transport (104)	0	1575	0	1758	0	0	4411
Compensation (105)	0	4180	0	0	0	0	0
Mass Education (106)	0	0	0	0	0	0	0
Selected Area Programmes (108)	0	0	0	0	0	0	0
Reproductive Child Health Programme (109)	0	0	0	0	0	0	0
Assistance to Public Sector and other Undertakings (190)	0	0	0	0	0	0	0
Asst Local bodies (196,198)	3439823	0	0	0	0	0	0
Other Services and Supplies (200)	0	40265	0	0	0	0	149007
Tribal Area (796), Special Component Plan for SC(789) & Scheduled Caste Component Plan (793)	0	1110	0	0	0	0	474588
International Cooperation (798)	0	0	0	0	0	0	0
Other Expenditure (800)	0	0	0	0	0	0	0
Deduct Recoveries (911)	0	-78191	0	0	0	0	-968
Total-B	3808509	6450987	164252	435667	318355	238769	1659948
Total -A+B	54540802	100080305	4856580	6048649	3784181	4649643	36805529
Others	688719	441477	0	389975	721938	0	630066
Grand Total	55229521	100521782	4856580	6438624	4506119	4649643	37435595

Figures for Manipur are taken from Annual Financial Statements. Does not include reimbursement figures.

Table: 5 (Cont...) Medical & Public Health Expenditure 2015-16 (Actual) (Rs. in 000)							
A-Medical & Public Health	Puducherry	Punjab	Rajasthan	Sikkim	Tamilnadu	Telangana	Tripura
Urban Health Services Allopathy (01)	2637113	11760622	15032352	1685990	25755601	19380511	2571750
Urban Health Services Other System of Medicine (02)	178198	406509	3254512	54974	1328898	1277463	90103
Rural Health Services – Allopathy (03)	406308	4619106	14480971	348540	8470034	4694894	957211
Rural Health Services - Other System of Medicine (04)	0	518898	4435996	11012	762551	257224	59523
Medical Education Training & Research (05)	1076997	2626751	7457365	9270	8628656	2415942	294136
Public Health (06)	251676	1945161	8491533	320116	4890655	2612422	450104
General (80)	252483	2219132	0	0	12499284	1202293	32633
Deduct Recoveries (911)	-162	0	0	-445	0	0	0
Total -A	4802613	24096179	53152729	2429457	62335679	31840749	4455460
B-Family Welfare							
Direction & Administration (001)	8236	180175	61045	68837	225639	10194	1294297
Training (003)	0	37206	189386	4956	30792	0	455
Research & Evaluation (004)	0	0	0	0	0	0	0
Rural Family Welfare Services (101)	44705	1130985	0	96745	3466692	849731	0
Urban Family Welfare Services (102)	0	109498	203221	6426	752458	12	0
Maternity & Child Health (103)	0	0	0	0	11791405	447232	353067
Transport (104)	0	0	5931	0	254203	16684	0
Compensation (105)	0	0	1229883	0	198206	20456	0
Mass Education (106)	0	0	0	0	2144	0	0
Selected Area Programmes (108)	0	0	0	0	0	47335	0
Reproductive Child Health Programme (109)	0	0	0	0	0	0	0
Assistance to Public Sector and other Undertakings (190)	0	0	0	0	0	0	0
Asst Local bodies (196,198)	0	0	312859	0	0	0	0
Other Services and Supplies (200)	17660	57869	144370	0	116520	3492597	0
Tribal Area (796), Special Component Plan for SC(789) & Scheduled Caste Component Plan (793)	0	450865	6297594	0	3995489	863136	0
International Cooperation (798)	0	0	0	0	0	0	0
Other Expenditure (800)	0	0	15980956	0	314523	0	0
Deduct Recoveries (911)	0	0	0	-42	-33719	-55	0
Total-B	70601	1966598	24425245	176922	21114352	5747322	1647819
Total -A+B	4873214	26062777	77577974	2606379	83450031	37588071	6103279
Others	3316	1942615	605319	11858	1798514	1887977	1339
Grand Total	4876530	28005392	78183293	2618237	85248545	39476048	6104618

Table: 5 (Cont...)	Medical & Public Health Expenditure 2015-16 (Actual)			(Rs. in 000)
A-Medical & Public Health	Uttarpradesh	Uttarakhand	West Bengal	All States
Urban Health Services Allopathy (01)	22775363	2751874	38398915	373204638
Urban Health Services Other System of Medicine (02)	4085499	1671309	700172	43491496
Rural Health Services –Allopathy (03)	38569303	6202782	23397963	242067035
Rural Health Services -Other System of Medicine (04)	5211175	117458	887481	23564614
Medical Education Training & Research (05)	14864855	1151915	6097869	118433619
Public Health (06)	4295555	1671985	2880293	125045121
General (80)	75266	0	10740	37433756
Deduct Recoveries (911)	-14309	0	-28478	-156761
Total -A	89862707	13567323	72344955	967775846
B-Family Welfare				0
Direction & Administration (001)	470199	67212	4435997	9944599
Training (003)	167171	16424	0	1518665
Research & Evaluation (004)	0	0	0	633
Rural Family Welfare Services (101)	10390404	931453	1770120	42082683
Urban Family Welfare Services (102)	487881	41581	0	3525703
Maternity & Child Health (103)	2725809	0	0	20692765
Transport (104)	35860	0	0	390002
Compensation (105)	0	0	0	1462709
Mass Education (106)	0	0	0	14742
Selected Area Programmes (108)	0	0	0	278714
Reproductive Child Health Programme (109)	0	0		10242
Assistance to Public Sector and other Undertakings (190)	0	0	0	0
Asst Local bodies (196,198)	0	0	0	9022526
Other Services and Supplies (200)	580086	0	946	14417480
Tribal Area (796), Special Component Plan for SC(789) & Scheduled Caste Component Plan (793)	9224001	22202	39889	24725309
International Cooperation (798)	0	0	0	0
Other Expenditure (800)	20568080	0	0	39246884
Deduct Recoveries (911)	0	0	-4153	-123880
Total-B	44649491	1078872	6242799	167374028
Total -A+B	134512198	14646195	78587754	1135149874
Others	3450050	316461	1174360	24187747
Grand Total	137962248	14962656	79762114	1159337621

Chart: 5.1 Component wise breakup of Medical and Public Health Expenditure 2015-16 (Actual)

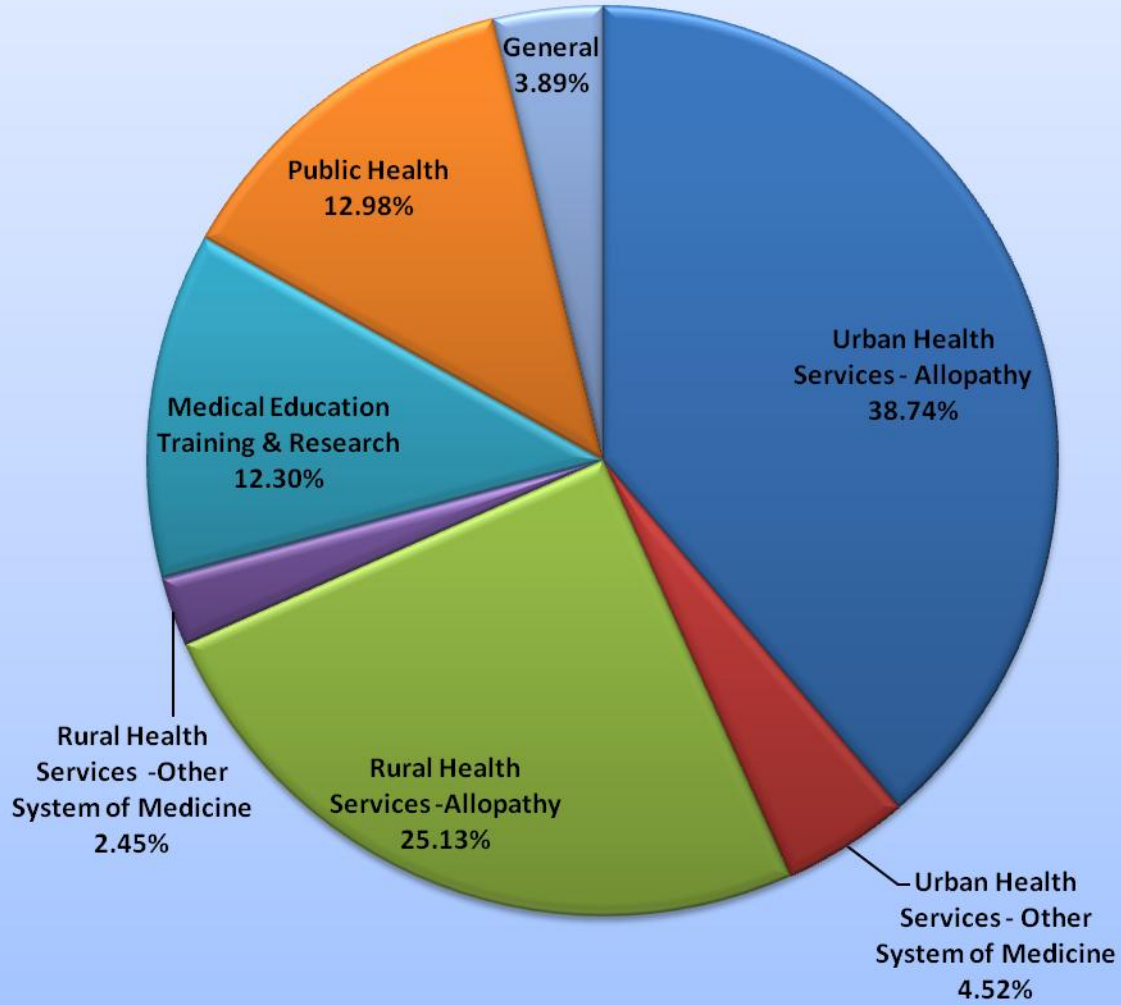


Chart: 5.2 Component wise breakup of Family Welfare Expenditure 2015-16 (Actual)

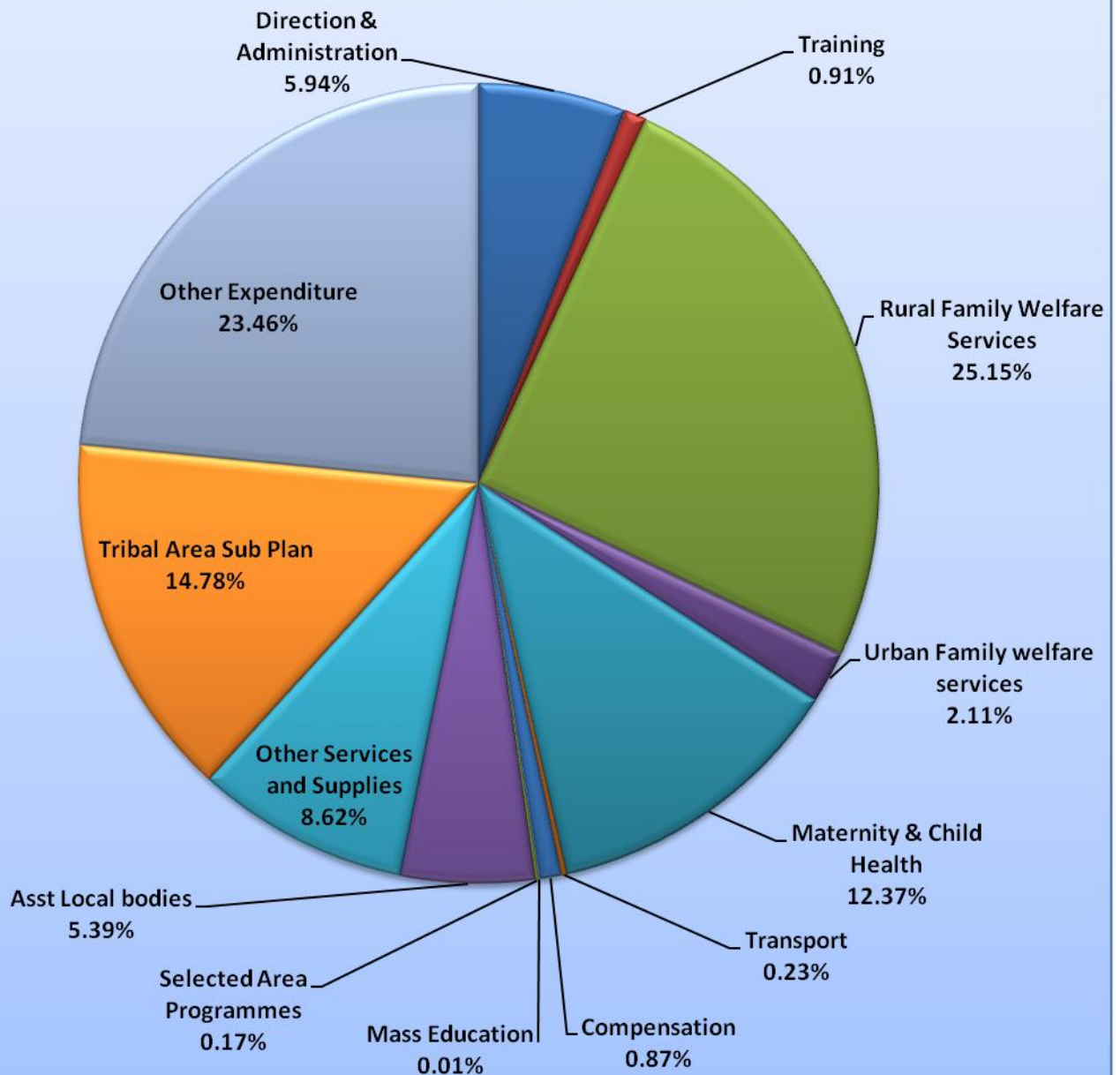


Table: 6 Medical & Public Health Outlay 2016-17 (RE) (Rs. in 000)							
A-Medical & Public Health	Andhra Pradesh	Arunachal Pradesh	Assam	Bihar	Chhattisgarh	Delhi	Goa
Urban Health Services Allopathy (01)	21860196	2667606	4110891	28096227	11064924	33232410	3832629
Urban Health Services Other System of Medicine (02)	836623	0	210223	1536902	1247248	1559260	87065
Rural Health Services – Allopathy (03)	11297016	2942352	24454173	38277119	19057161	0	1556117
Rural Health Services - Other System of Medicine (04)	712606	139508	531401	421169	1549490	211000	1
Medical Education Training & Research (05)	4218336	652489	7333423	5763956	2995132	1928000	1116821
Public Health (06)	3773093	940432	2053098	1222485	2571523	2717800	785850
General (80)	2677529	266747	174643	0	15300	4075820	797607
Deduct Recoveries (911)	0	0	0	0	0	0	0
Total -A	45375399	7609134	38867852	75317858	38500778	43724290	8176090
B-Family Welfare							
Direction & Administration (001)	10000	63646	193479	140000	148008	47500	30774
Training (003)	0	0	131277	45000	104053	3000	0
Research & Evaluation (004)	0	0	0	850	0	0	0
Rural Family Welfare Services (101)	1697096	40625	2083169	2194915	2590715	19500	119126
Urban Family Welfare Services (102)	0	17400	41281	13500	50295	263100	0
Maternity & Child Health (103)	798233	0	163941	51827	13000	0	0
Transport (104)	2925	0	20000	0	0	0	0
Compensation (105)	0	0	0	0	15820	0	0
Mass Education (106)	0	0	0	0	0	0	0
Selected Area Programmes (108)	71274	0	0	0	0	0	0
Reproductive Child Health Programme (109)	0	0	0	0	0	0	0
Assistance to Public Sector and other Undertakings (190)	0	0	0	0	0	0	0
Asst Local bodies (196,198)	0	0	0	0	0	0	0
Other Services and Supplies (200)	9131982	0	124902	0	10000	0	0
Tribal Area (796), Special Component Plan for SC(789) & Scheduled Caste Component Plan (793)	1959521	0	0	0	0	0	0
International Cooperation (798)	0	0	0	0	0	0	0
Other Expenditure (800)	0	13992	0	0	1500	390000	0
Deduct Recoveries (911)	0	0	0	0	0	0	0
Total-B	13671031	135663	2758049	2446092	2933391	723100	149900
Total -A+B	59046430	7744797	41625901	77763950	41434169	44447390	8325990
Others	2503609	17282	7950959	1316820	571010	1513840	12690
Grand Total	61550039	7762079	49576860	79080770	42005179	45961230	8338680

Table: 6 (Cont...)	Medical & Public Health Outlay 2016-17 (RE)						(Rs. in 000)
A-Medical & Public Health	Gujarat	Haryana	Himachal Pradesh	Jammu Kashmir	Jharkhand	Karnataka	Kerala
Urban Health Services Allopathy (01)	27606070	9149612	3646570	7841846	15651092	14769884	14546998
Urban Health Services Other System of Medicine (02)	5357290	158314	1328868	2854755	3811232	143400	5614628
Rural Health Services – Allopathy (03)	11858534	13224393	7288863	5107809	4159593	15031447	8033520
Rural Health Services - Other System of Medicine (04)	882361	1139164	1219717	6261355	133582	210100	56842
Medical Education Training & Research (05)	7103671	7326773	2982568	6327845	3705598	12845980	11932068
Public Health (06)	15498143	2199735	679681	752614	1232611	3938700	10000641
General (80)	262929	41515	0	0	0	14810052	3386202
Deduct Recoveries (911)	0	0	0	0	0	0	0
Total -A	68568998	33239506	17146267	29146224	28693708	61749563	53570899
B-Family Welfare							
Direction & Administration (001)	409020	253400	111176	67466	205010	67500	231657
Training (003)	249871	114900	37738	11320	52107	90800	46479
Research & Evaluation (004)	0	0	0	0	0	0	0
Rural Family Welfare Services (101)	1830620	1546700	906825	208250	793124	0	4075402
Urban Family Welfare Services (102)	1233814	59500	164577	0	36403	153500	0
Maternity & Child Health (103)	5789696	55000	0	0	20389	948500	0
Transport (104)	18098	0	0	2600	0	21500	23913
Compensation (105)	0	0	0	0	0	0	0
Mass Education (106)	35000	0	0	0	0	0	3550
Selected Area Programmes (108)	0	0	0	0	0	130800	0
Reproductive Child Health Programme (109)	0	0	0	0	0	0	11298
Assistance to Public Sector and other Undertakings (190)	0	0	0	0	0	0	0
Asst Local bodies (196,198)	0	0	0	0	0	5217882	0
Other Services and Supplies (200)	249657	21500	0	0	0	0	450187
Tribal Area (796), Special Component Plan for SC(789) & Scheduled Caste Component Plan (793)	1594280	0	589792	0	0	0	0
International Cooperation (798)	0	0	0	0	0	0	0
Other Expenditure (800)	161000	0	2504969	0	0	0	21900
Deduct Recoveries (911)	0	0	0	0	0	-155803	0
Total-B	11571056	2051000	4315077	289636	1107033	6474679	4864386
Total -A+B	80140054	35290506	21461344	29435860	29800741	68224242	58435285
Others	264433	2666606	1260966	368830	121600	2493224	544412
Grand Total	80404487	37957112	22722310	29804690	29922341	70717466	58979697

Table: 6 (Cont...) Medical & Public Health Outlay 2016-17 (RE) (Rs. in 000)							
A-Medical & Public Health	Madhya Pradesh	Maharashtra	Manipur	Meghalaya	Mizoram	Nagaland	Odisha
Urban Health Services Allopathy (01)	36855091	36759121	0	2052960	1471570	2354103	11364979
Urban Health Services Other System of Medicine (02)	3890096	3249769	0	564435	42890	29563	4007152
Rural Health Services – Allopathy (03)	9880153	7909847	0	1245867	1216084	1645901	18297949
Rural Health Services -Other System of Medicine (04)	143934	1020002	0	36790	0	36700	709280
Medical Education Training & Research (05)	3913314	9871814	0	66377	189608	27801	7163994
Public Health (06)	4160510	59993703	0	455827	2382494	2088608	3165739
General (80)	279601	363091	0	2673144	95766	0	139618
Deduct Recoveries (911)	0	0	0	0	0	0	0
Total -A	59122699	119167347	6547442	7095400	5398412	6182676	44848711
B-Family Welfare							
Direction & Administration (001)	22115	922155	0	10550	41608	292232	101603
Training (003)	196553	241636	0	0	15188	0	92059
Research & Evaluation (004)	0	0	0	0	0	0	0
Rural Family Welfare Services (101)	0	5727489	0	64390	252054	9104	1856534
Urban Family Welfare Services (102)	171900	282176	0	0	8403	0	110424
Maternity & Child Health (103)	0	838037	0	20410	6465	11442	0
Transport (104)	0	12398	0	4500	0	0	5630
Compensation (105)	0	6467	0	0	0	0	0
Mass Education (106)	0	0	0	0	0	0	0
Selected Area Programmes (108)	0	0	0	0	0	0	0
Reproductive Child Health Programme (109)	0	0	0	0	0	0	0
Assistance to Public Sector and other Undertakings (190)	0	0	0	0	0	0	0
Asst Local bodies (196,198)	3550801	0	0	0	0	0	0
Other Services and Supplies (200)	0	62702	0	0	0	0	150000
Tribal Area (796), Special Component Plan for SC(789) & Scheduled Caste Component Plan (793)	0	1110	0	0	0	0	1118270
International Cooperation (798)	0	0	0	0	0	0	0
Other Expenditure (800)	0	0	0	0	0	0	0
Deduct Recoveries (911)	0	0	0	0	0	0	0
Total-B	3941369	8094170	195996	99850	323718	312778	3434520
Total -A+B	63064068	127261517	6743438	7195250	5722130	6495454	48283231
Others	667310	546245	0	484144	1088430	0	811780
Grand Total	63731378	127807762	6743438	7679394	6810560	6495454	49095011

Figures for Manipur are taken from Annual Financial Statements. Does not include reimbursement figures.

Table: 6 (Cont...)	Medical & Public Health Outlay 2016-17 (RE)						(Rs. in 000)	
A-Medical & Public Health	Puducherry	Punjab	Rajasthan	Sikkim	Tamilnadu	Telangana	Tripura	
Urban Health Services Allopathy (01)	2726156	17793523	17179350	1884330	30559486	30636128	3930427	
Urban Health Services Other System of Medicine (02)	138803	515937	4774002	57137	1317798	1151595	314147	
Rural Health Services – Allopathy (03)	436555	5036097	18228011	442645	9042889	5673815	1211048	
Rural Health Services - Other System of Medicine (04)	0	530676	4982192	47838	809838	478181	80452	
Medical Education Training & Research (05)	982836	2910479	9517555	10209	10728717	2106618	366115	
Public Health (06)	290336	1834991	11628920	449933	5104805	4272245	514925	
General (80)	445908	1037528	1	0	11061448	2303998	22035	
Deduct Recoveries (911)	0	0	0	0	0	0	0	
Total -A	5020594	29659231	66310031	2892092	68624981	46622580	6439149	
B-Family Welfare								
Direction & Administration (001)	11045	145570	108638	96685	250865	27553	1759249	
Training (003)	0	38666	338403	5323	42375	0	960	
Research & Evaluation (004)	0	0	0	0	0	0	0	
Rural Family Welfare Services (101)	50614	1183033	0	130133	3877189	352067	0	
Urban Family Welfare Services (102)	0	105723	341208	6279	753667	0	0	
Maternity & Child Health (103)	0	0	0	0	10122200	958040	1586237	
Transport (104)	0	0	10001	0	297049	540000	0	
Compensation (105)	0	0	1278257	0	221517	0	0	
Mass Education (106)	0	0	0	0	2499	0	0	
Selected Area Programmes (108)	0	0	0	0	0	19500	0	
Reproductive Child Health Programme (109)	0	0	0	0	0	0	0	
Assistance to Public Sector and other Undertakings (190)	0	0	0	0	0	0	0	
Asst Local bodies (196,198)	0	0	552423	0	0	0	0	
Other Services and Supplies (200)	22437	72515	280000	0	116350	5713253	0	
Tribal Area (796), Special Component Plan for SC(789) & Scheduled Caste Component Plan (793)	0	486250	8718943	0	4259771	3214127	0	
International Cooperation (798)	0	0	0	0	0	0	0	
Other Expenditure (800)	0	0	24746930	0	1830	0	0	
Deduct Recoveries (911)	0	0	0	0	-7100	0	0	
Total-B	84096	2031757	36374803	238420	19938212	10824540	3346446	
Total -A+B	5104690	31690988	102684834	3130512	88563193	57447120	9785595	
Others	14698	1905078	683003	13414	1849584	2416844	300	
Grand Total	5119388	33596066	103367837	3143926	90412777	59863964	9785895	

Table: 6 (Cont...)		Medical & Public Health Outlay 2016-17 (RE)			(Rs. in 000)
A-Medical & Public Health	Uttarpradesh	Uttarakhand	West Bengal	All States	
Urban Health Services Allopathy (01)	28613250	2744158	36698117	461699704	
Urban Health Services Other System of Medicine (02)	5525323	1775435	668590	52768480	
Rural Health Services –Allopathy (03)	50999233	6366197	23248983	323169371	
Rural Health Services -Other System of Medicine (04)	6537069	134261	1069962	30085471	
Medical Education Training & Research (05)	19980257	1443382	6889511	152401247	
Public Health (06)	6861152	1450326	8706012	161726932	
General (80)	210386	0	173830	45314698	
Deduct Recoveries (911)	0	0	-26749	-26749	
Total -A	118726670	13913759	77428256	1233686596	
B-Family Welfare				0	
Direction & Administration (001)	612975	68039	4046309	10495827	
Training (003)	276794	18990	71	2153563	
Research & Evaluation (004)	0	943938	0	944788	
Rural Family Welfare Services (101)	11530933	41047	1865257	45045911	
Urban Family Welfare Services (102)	590790	0	0	4403940	
Maternity & Child Health (103)	4617760	0	0	26001177	
Transport (104)	41343	0	0	999957	
Compensation (105)	0	0	161	1522222	
Mass Education (106)	0	0	0	41049	
Selected Area Programmes (108)	0	0	0	221574	
Reproductive Child Health Programme (109)	0	0		11298	
Assistance to Public Sector and other Undertakings (190)	0	0	0	0	
Asst Local bodies (196,198)	0	0	0	9321106	
Other Services and Supplies (200)	600266	0	2662	17008413	
Tribal Area (796), Special Component Plan for SC(789) & Scheduled Caste Component Plan (793)	7893360	23289	47200	29905913	
International Cooperation (798)	0	0	0	0	
Other Expenditure (800)	24039252	0	0	51881373	
Deduct Recoveries (911)	0	0	-2619	-165522	
Total-B	50203473	1095303	5959041	199988585	
Total -A+B	168930143	15009062	83387297	1433675181	
Others	3350777	364410	1459011	37261309	
Grand Total	172280920	15373472	84846308	1470936490	

Chart: 6.1 Component wise breakup of Medical and Public Health Outlay 2016-17 (RE)

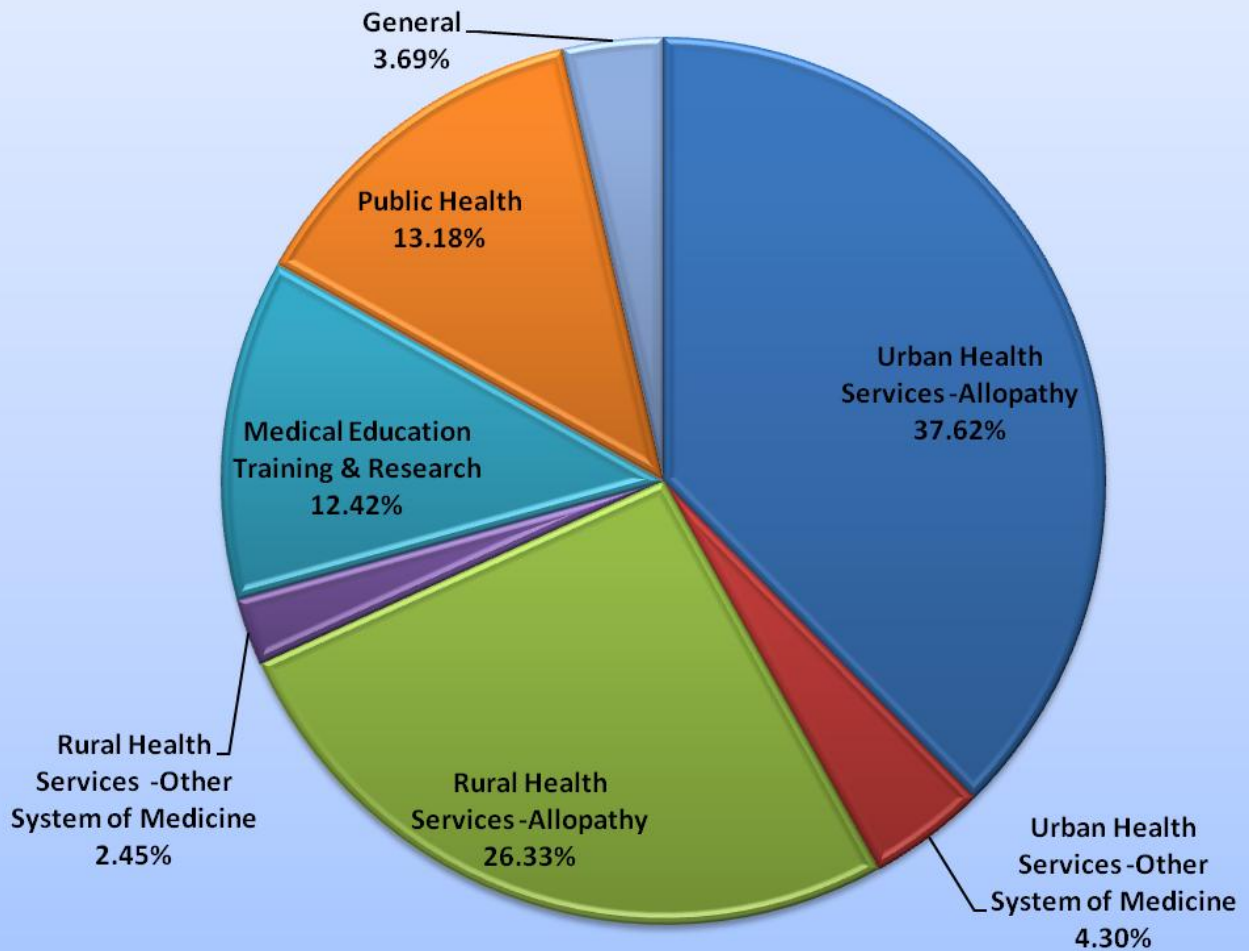


Chart: 6.2 Component wise breakup of Family Welfare Outlay 2016-17 (RE)

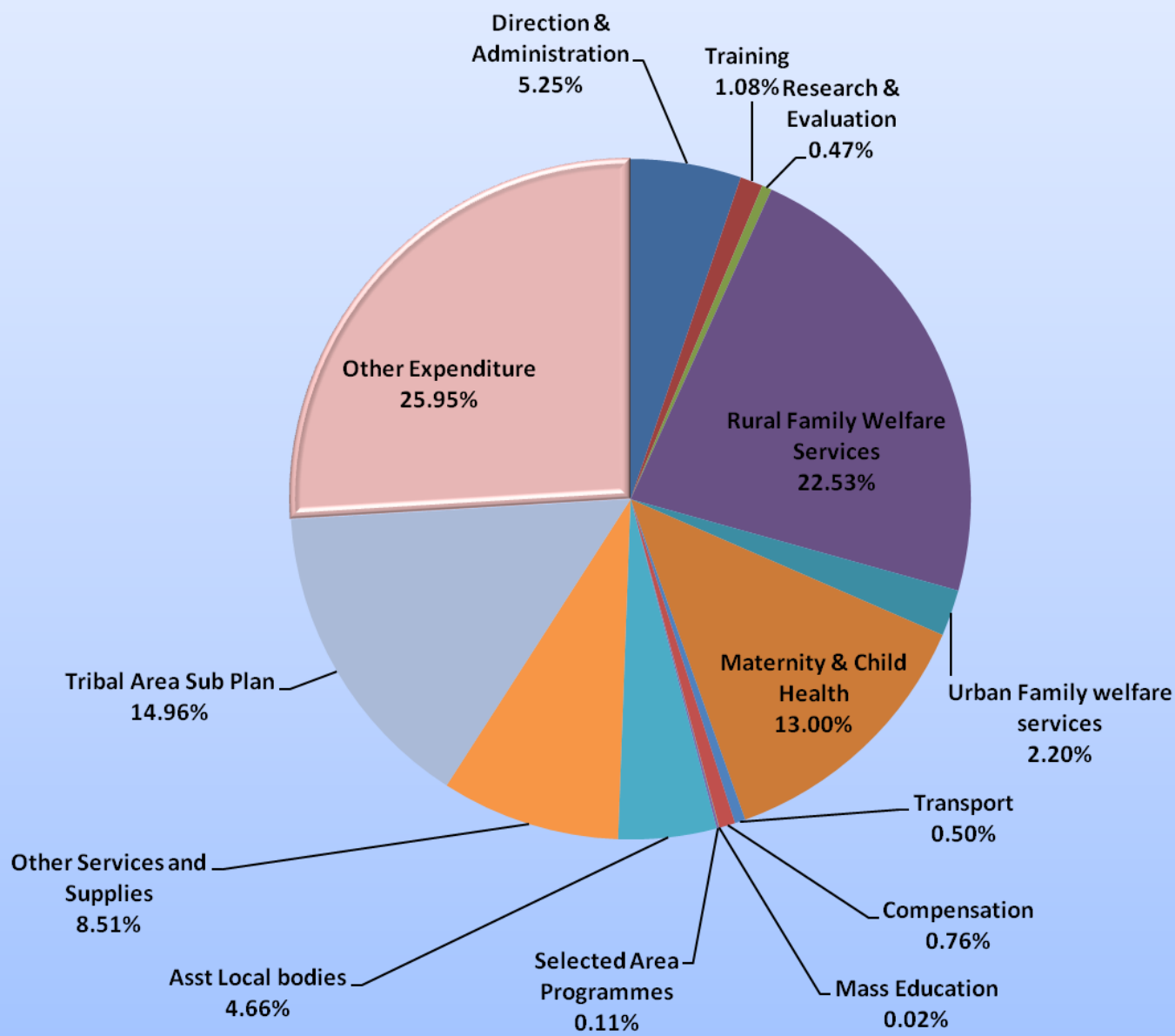


Table: 7 Medical & Public Health Outlay 2017-18 (BE) (Rs. in 000)							
A-Medical & Public Health	Andhra Pradesh	Arunachal Pradesh	Assam	Bihar	Chhattisgarh	Delhi	Goa
Urban Health Services Allopathy (01)	27232761	3615373	6817948	22404045	11946409	43543650	4053228
Urban Health Services Other System of Medicine (02)	1248121	0	542267	587425	1970449	1673800	199601
Rural Health Services – Allopathy (03)	12513295	3592184	29138951	32039339	20000549	0	2086751
Rural Health Services -Other System of Medicine (04)	902587	164646	557667	422077	1631488	1512000	1
Medical Education Training & Research (05)	3906943	933329	6470941	6437852	2942479	2769650	1096552
Public Health (06)	4132218	1239853	2150548	1179049	2525322	2824900	731567
General (80)	2685963	1645500	190109	0	22800	4343600	1277545
Deduct Recoveries (911)	0	0	0	0	0	0	0
Total -A	52621888	11190885	45868431	63069787	41039496	56667600	9445245
B-Family Welfare							
Direction & Administration (001)	10000	0	217664	300000	165844	55000	22882
Training (003)	0	0	152789	285300	110167	5000	0
Research & Evaluation (004)	0	0	0	3300	0	0	0
Rural Family Welfare Services (101)	2072224	0	2298059	1476598	2741830	45000	124316
Urban Family Welfare Services (102)	0	0	47164	161400	50958	350000	0
Maternity & Child Health (103)	1002895	0	191730	51827	13000	36900	0
Transport (104)	3000	0	21096	0	0	0	0
Compensation (105)	0	0	0	0	15820	0	0
Mass Education (106)	0	0	0	0	0	0	0
Selected Area Programmes (108)	86616	0	0	0	0	0	0
Reproductive Child Health Programme (109)	0	0	0	0	0	0	0
Assistance to Public Sector and other Undertakings (190)	0	0	0	0	0	0	0
Asst Local bodies (196,198)	0	0	0	0	0	0	0
Other Services and Supplies (200)	13527289	0	124876	0	10000	0	0
Tribal Area (796), Special Component Plan for SC(789) & Scheduled Caste Component Plan (793)	2734673	0	0	0	0	0	0
International Cooperation (798)	0	0	0	0	0	0	0
Other Expenditure (800)	0	0	0	0	1500	200000	0
Deduct Recoveries (911)	0	0	0	0	0	0	0
Total-B	19436697	0	3053378	2278425	3109119	691900	147198
Total -A+B	72058585	11190885	48921809	65348212	44148615	57359500	9592443
Others	2240686	8149	4848598	1337569	723360	1668140	9029
Grand Total	74299271	11199034	53770407	66685781	44871975	59027640	9601472

Table: 7 (Cont...)	Medical & Public Health Outlay 2017-18 (BE)						(Rs. in 000)	
A-Medical & Public Health	Gujarat	Haryana	Himachal Pradesh	Jammu Kashmir	Jharkhand	Karnataka	Kerala	
Urban Health Services Allopathy (01)	33164036	10177445	3224747	7886671	16966545	15735600	17841158	
Urban Health Services Other System of Medicine (02)	6846013	185715	1294424	3568545	2522330	168900	6531670	
Rural Health Services – Allopathy (03)	9035172	16077160	5119607	5580730	4787855	13115000	9642787	
Rural Health Services - Other System of Medicine (04)	1039540	1216970	1364532	8821936	153993	190100	45827	
Medical Education Training & Research (05)	8378083	7990847	3435141	8009348	4150864	14167300	15419114	
Public Health (06)	14920438	2670985	790213	854268	1471197	3717700	10038934	
General (80)	169237	79865	0	0	0	17441000	3539501	
Deduct Recoveries (911)	0	0	0	0	0	0	0	
Total -A	73552519	38398987	15228664	34721498	30052784	64535600	63058991	
B-Family Welfare								
Direction & Administration (001)	505212	309400	97439	83067	145625	64700	275000	
Training (003)	342079	121115	46166	12051	46819	130400	62500	
Research & Evaluation (004)	0	0	0	0	0	0	0	
Rural Family Welfare Services (101)	2650258	1702000	985786	268218	864162	0	4277627	
Urban Family Welfare Services (102)	926391	57020	143835	0	37508	187500	0	
Maternity & Child Health (103)	6776703	67520	0	0	22849	1366500	0	
Transport (104)	16430	0	0	2600	0	25600	34000	
Compensation (105)	0	0	0	0	0	0	0	
Mass Education (106)	242713	0	0	0	0	0	3500	
Selected Area Programmes (108)	0	0	0	0	0	154700	0	
Reproductive Child Health Programme (109)	0	0	0	0	0	0	20000	
Assistance to Public Sector and other Undertakings (190)	0	0	0	0	0	0	0	
Asst Local bodies (196,198)	0	0	0	0	0	4615300	0	
Other Services and Supplies (200)	299690	52245	0	0	0	0	512965	
Tribal Area (796), Special Component Plan for SC(789) & Scheduled Caste Component Plan (793)	1623200	0	612353	0	0	0	0	
International Cooperation (798)	0	0	0	0	0	0	0	
Other Expenditure (800)	208500	0	2491202	0	0	0	22501	
Deduct Recoveries (911)	0	0	0	0	0	-313400	0	
Total-B	13591176	2309300	4376781	365936	1116963	6231300	5208093	
Total -A+B	87143695	40708287	19605445	35087434	31169747	70766900	68267084	
Others	1020958	3140949	939245	367515	122846	1528691	557665	
Grand Total	88164653	43849236	20544690	35454949	31292593	72295591	68824749	

Table: 7 (Cont...)		Medical & Public Health Outlay 2017-18 (BE)						(Rs. in 000)
A-Medical & Public Health	Madhya Pradesh	Maharashtra	Manipur	Meghalaya	Mizoram	Nagaland	Odisha	
Urban Health Services Allopathy (01)	42967899	30396016	0	2477654	1139553	2154895	15515931	
Urban Health Services Other System of Medicine (02)	5095146	2975849	0	299310	6745	24263	455086	
Rural Health Services – Allopathy (03)	18177921	9146338	0	1630933	849937	1702001	27112176	
Rural Health Services - Other System of Medicine (04)	76072	1020000	0	15000	0	0	818787	
Medical Education Training & Research (05)	4356367	10206574	0	66272	12345	34590	4438764	
Public Health (06)	4017362	59084355	0	953383	1957218	1954225	3862395	
General (80)	306100	457360	0	1298160	370000	0	251855	
Deduct Recoveries (911)	0	0	0	0	0	0	0	
Total -A	74996867	113286492	5834572	6740712	4335798	5869974	52454994	
B-Family Welfare								
Direction & Administration (001)	36786	1034592	0	103672	23325	274454	130826	
Training (003)	240545	248272	0	24000	10618	0	108680	
Research & Evaluation (004)	0	0	0	0	0	0	0	
Rural Family Welfare Services (101)	0	5902044	0	294936	244402	9104	2326703	
Urban Family Welfare Services (102)	236643	312785	0	4000	2843	0	139367	
Maternity & Child Health (103)	0	753413	0	23627	5205	11442	0	
Transport (104)	0	15883	0	4315	0	0	7870	
Compensation (105)	0	8085	0	0	0	0	0	
Mass Education (106)	0	0	0	0	0	0	0	
Selected Area Programmes (108)	0	0	0	0	0	0	0	
Reproductive Child Health Programme (109)	0	0	0	0	0	0	0	
Assistance to Public Sector and other Undertakings (190)	0	0	0	0	0	0	0	
Asst Local bodies (196,198)	4321709	0	0	0	0	0	0	
Other Services and Supplies (200)	0	104063	0	0	0	0	150000	
Tribal Area (796), Special Component Plan for SC(789) & Scheduled Caste Component Plan (793)	0	0	0	0	0	0	1408503	
International Cooperation (798)	0	0	0	0	0	0	0	
Other Expenditure (800)	0	0	0	0	0	0	0	
Deduct Recoveries (911)	0	0	0	0	0	0	0	
Total-B	4835683	8379137	210996	454550	286393	295000	4271949	
Total -A+B	79832550	121665629	6045568	7195262	4622191	6164974	56726943	
Others	818672	585143	0	444365	936449	0	787684	
Grand Total	80651222	122250772	6045568	7639627	5558640	6164974	57514627	

Figures for Manipur are taken from Annual Financial Statements. Does not include reimbursement figures.

Table: 7 (Cont...)	Medical & Public Health Outlay 2017-18 (BE)						(Rs. in 000)	
A-Medical & Public Health	Puducherry	Punjab	Rajasthan	Sikkim	Tamilnadu	Telangana	Tripura	
Urban Health Services Allopathy (01)	2883186	17214727	19141366	2503445	33332938	24219638	3183675	
Urban Health Services Other System of Medicine (02)	149343	813120	4913042	63123	1182542	1000338	301665	
Rural Health Services – Allopathy (03)	464941	5966054	24218880	445193	10080080	6599021	1110134	
Rural Health Services - Other System of Medicine (04)	0	530162	5007230	30000	842820	666538	80452	
Medical Education Training & Research (05)	928022	3435064	9428467	13486	11246166	2207142	140768	
Public Health (06)	298278	2239312	11277924	370236	5660796	4708389	788241	
General (80)	423182	1680660	1	0	15106703	3078327	8650	
Deduct Recoveries (911)	0	0	0	0	0	0	0	
Total -A	5146952	31879099	73986910	3425483	77452045	42479393	5613585	
B-Family Welfare								
Direction & Administration (001)	17900	186162	76340	66310	266090	17920	1750000	
Training (003)	0	44926	223993	4660	48111	0	800	
Research & Evaluation (004)	0	0	0	0	0	0	0	
Rural Family Welfare Services (101)	66300	1574214	0	117180	4331873	385638	0	
Urban Family Welfare Services (102)	0	134856	226302	7790	758024	0	0	
Maternity & Child Health (103)	0	0	0	0	10581843	4357219	0	
Transport (104)	0	0	11001	0	313063	112936	0	
Compensation (105)	0	0	201402	0	244480	0	0	
Mass Education (106)	0	0	0	0	2655	200000	0	
Selected Area Programmes (108)	0	0	0	0	0	31475	0	
Reproductive Child Health Programme (109)	0	0	0	0	0	0	0	
Assistance to Public Sector and other Undertakings (190)	0	0	0	0	0	0	0	
Asst Local bodies (196,198)	0	0	383917	0	0	0	0	
Other Services and Supplies (200)	23100	76055	140000	0	121559	8543372	0	
Tribal Area (796), Special Component Plan for SC(789) & Scheduled Caste Component Plan (793)	0	765165	5529767	0	3759428	5564917	0	
International Cooperation (798)	0	0	0	0	0	0	0	
Other Expenditure (800)	0	0	16726113	0	1	0	0	
Deduct Recoveries (911)	0	0	0	0	-3600	0	0	
Total-B	107300	2781378	23518835	195940	20423527	19213477	1750800	
Total -A+B	5254252	34660477	97505745	3621423	97875572	61692870	7364385	
Others	15115	1718310	637639	15198	1886341	2221382	350	
Grand Total	5269367	36378787	98143384	3636621	99761913	63914252	7364735	

Table: 7 (Cont...)		Medical & Public Health Outlay 2017-18 (BE)			(Rs. in 000)
A-Medical & Public Health	Uttarpradesh	Uttarakhand	West Bengal	All States	
Urban Health Services - Allopathy (01)	32990785	4602319	30675046	490008689	
Urban Health Services - Other System of Medicine (02)	5665059	2430178	718377	53432446	
Rural Health Services – Allopathy (03)	44907206	7552005	24394384	347086584	
Rural Health Services - Other System of Medicine (04)	7944342	171639	1141805	36368211	
Medical Education Training & Research (05)	26868498	1698406	10218138	171407512	
Public Health (06)	6570535	2256002	4007464	159253307	
General (80)	250313	0	184600	54811031	
Deduct Recoveries (911)	0	0	-26749	-26749	
Total -A	125196738	18710549	71313065	1318175603	
B-Family Welfare				0	
Direction & Administration (001)	753282	86779	4301252	11377523	
Training (003)	336556	25390	76	2631013	
Research & Evaluation (004)	0	1153973	0	1157273	
Rural Family Welfare Services (101)	14405976	63818	1965189	51193455	
Urban Family Welfare Services (102)	733266	0	0	4517652	
Maternity & Child Health (103)	5375303	0	0	30637976	
Transport (104)	41343	0	0	609137	
Compensation (105)	0	0	175	469962	
Mass Education (106)	0	0	0	448868	
Selected Area Programmes (108)	0	0	0	272791	
Reproductive Child Health Programme (109)	0	0		20000	
Assistance to Public Sector and other Undertakings (190)	0	0	0	0	
Asst Local bodies (196,198)	0	0	0	9320926	
Other Services and Supplies (200)	744044	0	3220	24432478	
Tribal Area (796), Special Component Plan for SC(789) & Scheduled Caste Component Plan (793)	10852600	62724	48000	32961330	
International Cooperation (798)	0	0	0	0	
Other Expenditure (800)	28057242	0	0	47707059	
Deduct Recoveries (911)	0	0	-2619	-319619	
Total-B	61299612	1392684	6315293	217648820	
Total -A+B	186496350	20103233	77628358	1535824423	
Others	3175171	2368550	1583597	35707366	
Grand Total	189671521	22471783	79211955	1571531789	

Chart: 7.1 Component wise breakup of Medical and Public Health Outlay 2017-18 (BE)

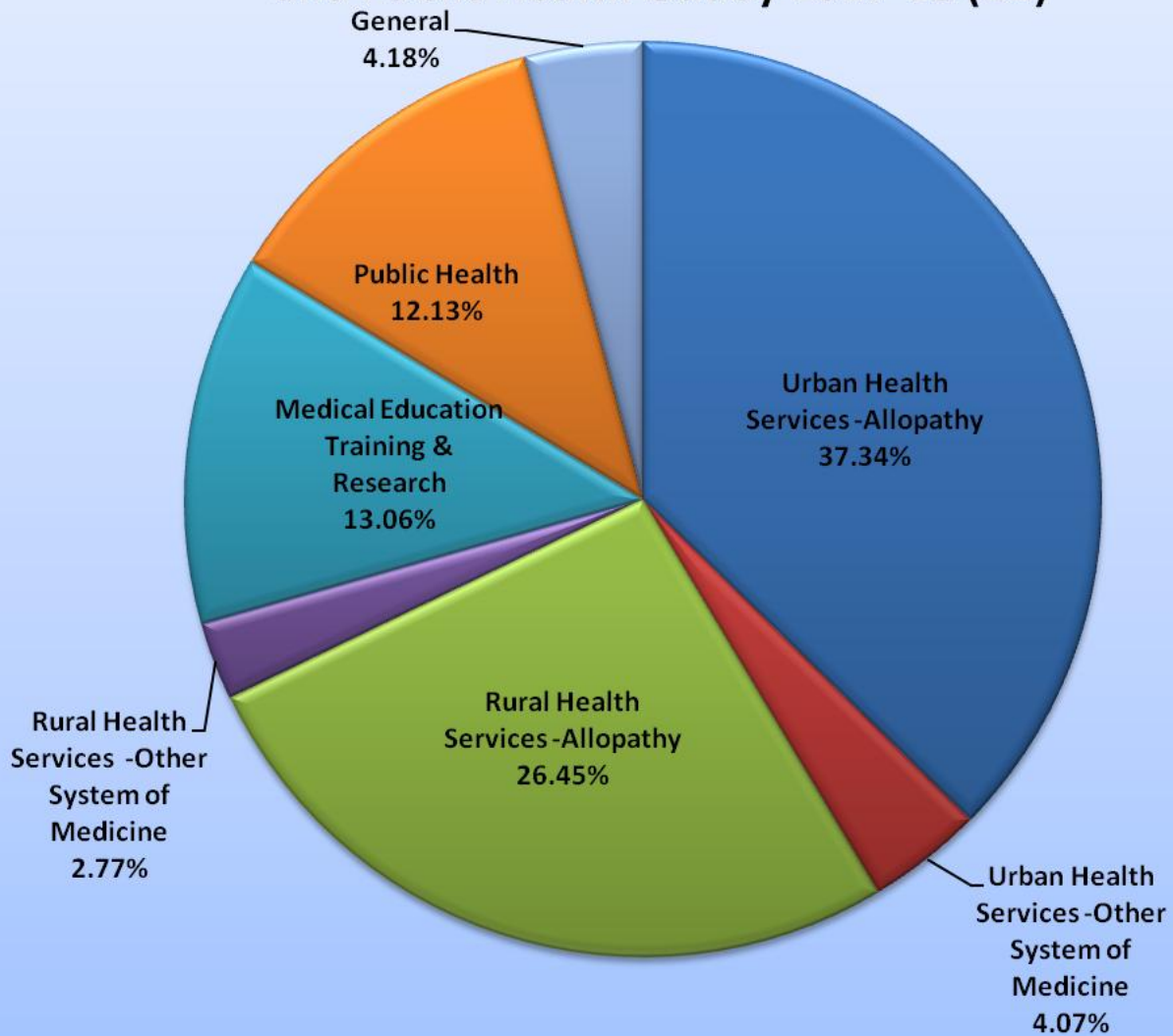
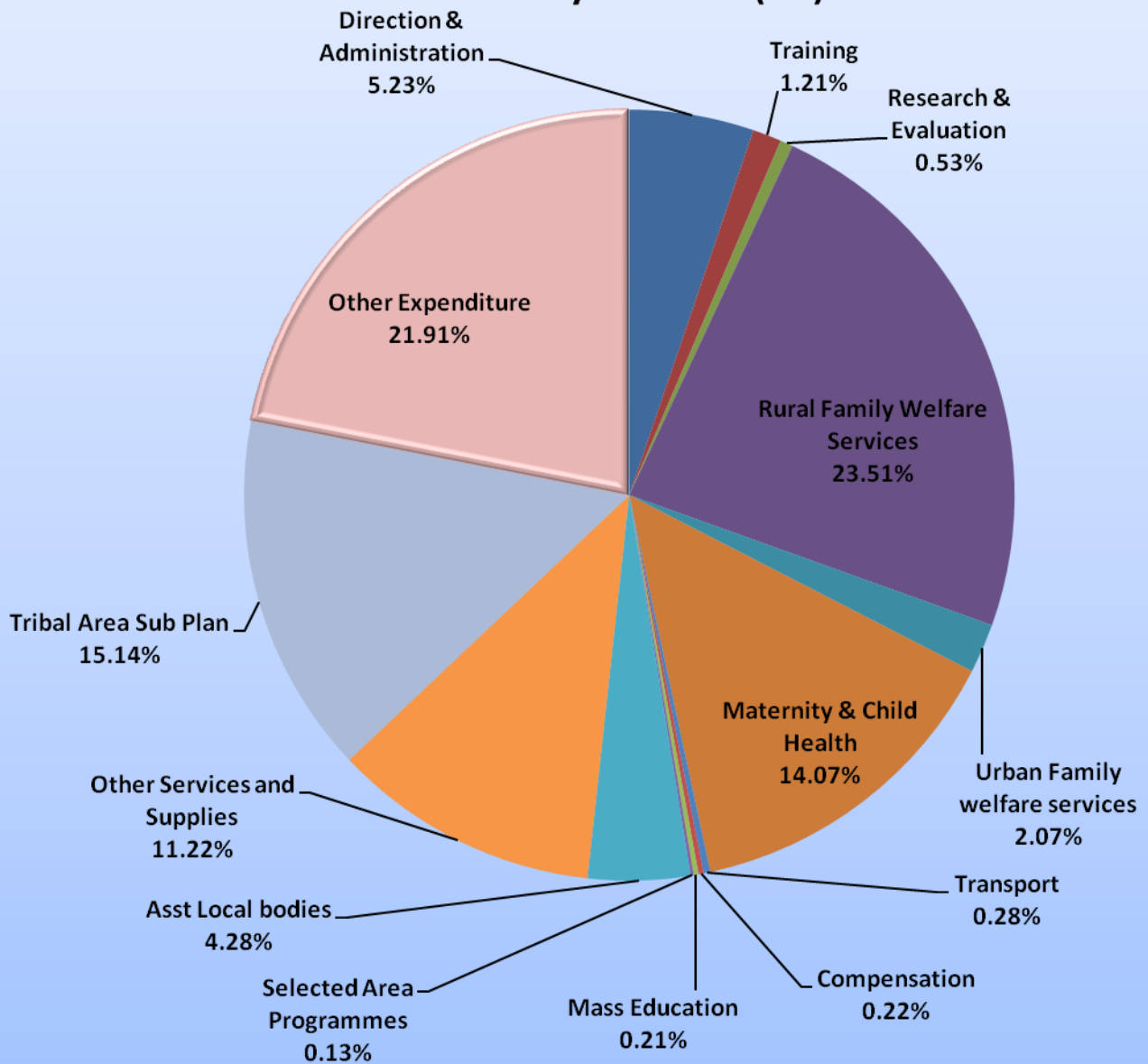


Chart: 7.2 Component wise breakup of Family Welfare Outlay 2017-18 (BE)



Union Territories: Medical and Public Health Expenditure/Outlay

Table: 8	Union Territory	Expenditure/Outlay (in Rs. 000)		
UTs	2015-16 (Actual)	2016-17 (Revised Estimate)	2017-18 (Budget Estimate)	
Andaman and Nicobar Islands	3151506	3334318	3407106	
Chandigarh	3744305	4162884	4225950	
Dadra and Nagar Haveli	1005015	1219985	1349973	
Daman and Diu	637255	577190	643050	
Lakshadweep	581140	682660	791300	
Total	9119221	9977037	10417379	

**National Health Accounts Team
Ministry of Health & Family Welfare
Nirman Bhawan
New Delhi**

**Ms. Preeti Nath
Economic Adviser
Ministry of Health & Family Welfare
Government of India**

**Sh. J. Rajesh Kumar
Director
Ministry of Health & Family Welfare
Government of India**

**Dr. K R Rajeshwari
Assistant Director
Ministry of Health & Family Welfare
Government of India**

**Sh. Amit Kumar
Research Analyst
National Health Accounts Cell
Ministry of Health & Family Welfare
Government of India**

**Smt. Poonam Arya
Research Analyst
National Health Accounts Cell
Ministry of Health & Family Welfare
Government of India**