

---

# Systematic assessment of the Child Friendly City/District (CFC/D) initiative in Indonesia

---

## Final Report (Draft)

The objective of this report is to present final findings, observations and recommendations about the implementation of the CFC/D in Indonesia.

**Marcio A. Carvalho**, International Consultant  
(macarvalho2008@gmail.com)

**Zubedy Koteng**, National Consultant  
(zubedykoteng@gmail.com)

May/June, 2014

**Table of Contents**

Acronyms.....	4
1. Introduction.....	5
1.1 Report Objective .....	5
1.2 Overall Consultancy Objectives and Scope .....	5
1.3 Research Methodology .....	6
1.3.1 Main research methods .....	6
1.3.2 Main Research Questions .....	7
2. Analysis .....	8
2.1 Decentralization context in Indonesia and the CFC/D approach.....	8
2.2 Understanding the Child Friendly City/District Initiative in Indonesia .....	10
3. Findings & Discussion .....	14
3.1 Flexibility of the CFC/D Framework.....	14
3.2 The coordination mechanism – CFC/D Task Force; .....	18
3.3 The role of child participation in the decision making process.....	18
3.4 The local action plan on CFC/D.....	20
3.5 CFC/D Indicators & Data Management System.....	21
3.6 Evaluation Process.....	23
3.7 Sustainability of the initiative .....	24
4. Lessons Learn .....	25
5. Conclusions.....	26
6. Recommendations.....	28
Annexes .....	33
Annex 1: MDG Overview for Indonesia .....	33
Annex 2: Summarized Agenda and Interviewees during Field Trips.....	37
Annex 3: List of Indicators .....	40
Annex 4: Core interview questions .....	46
Annex 5: Main Governmental Actors Involved in the CFC/D .....	48
Annex 6: Description of the Child Friendly Initiative in the sites visited .....	50
6.1 Surakarta (Solo) .....	50
6.2 Poliwali Mandar .....	52
6.3 Aceh Besar.....	54
6.4 Balikpapan.....	56
Annex 7: Knowledge Sharing – The CFC Initiative in Brazil .....	59
Annex 8: References.....	65



## Acronyms

Bappeda	Regional, District and City Board for Planning and Development ( <i>Badan Perencanaan Pembangunan Daerah</i> )
Bapermas PPPA and KB	Agency for Community Empowerment, Women Empowerment, Child Protection and Family Planning
Bappenas	National Development Planning Board ( <i>Badan Perencanaan Pembangunan Nasional</i> )
BPMPPKP	Community Development, Women Empowerment and Family Planning
CF	Child Friendly
CFC/D	Child Friendly City/District
KLA	Child Friendly City/District ( <i>Kabupaten/Kota Layak Anak</i> )
KPPPA	The Ministry for Women's Empowerment and Child Protection ( <i>Kementerian Pemberdayaan Perempuan dan Perlindungan Anak</i> )
MDGs	Millenium Development Goals
Musrenbang	Community Participatory Planning for Development ( <i>Musyawarah Perencanaan Pembangunan</i> )
NGO	Non governmental Organization
RAD	Regional Action Plan ( <i>Rencana Aksi Daerah</i> )
TF	Task Force

## 1. Introduction

### 1.1 Report Objective

This report is the final product for the *Systematic assessment of the Child Friendly City/District (CFC/D) initiative in Indonesia* consultancy commissioned by UNICEF in Indonesia. It presents final findings, observations and recommendations that were based on the literature review, field trip, interviews, and other observations collected by the research team.

The report corresponds to the draft version of the final report. The idea is that all interested parts should revise the contents of this document, and after a round of comments a final version can be designed.

### 1.2 Overall Consultancy Objectives and Scope

The objective for this consultancy is to make a systematic assessment to document and collect lessons learnt on the CFC/D initiative in Indonesia, focusing on the districts where UNICEF has supported the local government in the CFC/D implementation while also taking into consideration how the initiative has evolved in a non-UNICEF supported context, aiming to:

- i) Review changes or outcomes for children that have occurred since the CFC was implemented and to what extent the CFC approach has contributed to these changes/outcomes;
- ii) Assess how CFC/D has helped in shaping the inequity agenda and disparities on the ground in terms of policy, planning and programme implementation efforts; and;
- iii) Identify key lessons learned from the CFC/D implementation.

In order to collect evidence and to analyse some possible results and challenges of the CFC/D initiative in Indonesia, the analysis of the assessment looked into details of three (out of the nine)<sup>1</sup> key elements of CFC/D in the country, the ones that had the most contribution from UNICEF:

- (a) The coordination mechanism through the CFC/D Task Force;
- (b) The role of child participation in the decision making process<sup>2</sup>; and
- (c) The mainstreaming of child rights through the local action plan on CFC/D.

The three key elements selected to be the core of the analyse for this work represent the foundation of the Child Friendly Initiative; they are the facilitators for the remaining blocks, and are the basis for the whole initiative. Also, historically, as mentioned, these are the areas where UNICEF has supported the country's CFC strategy. The focus on these three blocks does not mean that the other elements were disregarded. The CFC strategy takes as core principle that all nine elements are interchangeable and interdependent. In that sense, all the nine elements were taken into consideration for the final analysis.

The research team<sup>3</sup> visited three localities in the first trip to Indonesia: Surakarta (also known as Solo) in the Central Java, Poliwali Mandar in West Sulawesi, and Aceh Besar

---

<sup>1</sup> More on the nine elements on section 2.1 of this report.

<sup>2</sup> Including, where exists, the children forum.

<sup>3</sup> The research team is formed by one national and one international consultant.

(district in Aceh Province). A second field trip took place in Balikpapan, in the East Kalimantan (yellow in the Figure 1). The main differential between the cities/districts from the first and second trips was the fact that Balikpapan did not receive direct support from UNICEF during its implementation of the CFC/D. Interviews with government officials and others involved in the initiative happened in Jakarta; however, the city was not the subject of the assessment.

Figure 1: Cities/Districts part of the assessment



Map source: Google

## 1.3 Research Methodology

### 1.3.1 Main research methods

As proposed in the Inception Report, the main research methods used for this report were a mix of desk review analysis, field visits, interviews, and consultative meetings.

In terms of **desk review**, the research team reviewed different documents in order to better understand the CFC/D initiative, identify trends, patterns, issues and underlying themes about the Child Friendly Cities/Districts initiative and its implementation in the country. This information assisted in refining the key questions that were used in gathering data for the analysis, as well as to frame the analysis in this document.

For the **field visits**, as mentioned earlier, four localities were visited. The visits helped in assessing how local governments are implementing the initiative, and how they perceive improvements in terms of results for children and in the planning process.

During the field visits the research team performed **interviews** and **consultative meetings** with more than 30 representatives directly and indirectly connected to the initiative, including governmental officials, public managers, children, NGOs, and adolescents (members of Children Forum), among others. The summary agenda for the field visits, as well as the names and positions for those that were formerly interviewed are listed in Annex 2. The core questions that guided the interviews are presented in Annex 4. These questions were the core for data collection, and were adapted for different interviews, depending on the context. Interviews were conducted in English (whenever possible) and in Indonesian (*Bahasa Indonesia*).

### 1.3.2 Main Research Questions

Table 1 depicts the main research questions that guided the overall systematic assessment of the CFC/D initiative in Indonesia. The research methods (item 1.3.1) were the tools used to gather the information to answer these questions.

Table 1: Main Research Questions

Building Block	Main Idea <sup>4</sup>	Main questions to guide the analysis	Look for (evidences):
<b>Child participation in the decision making process</b>	Promoting children's active involvement in issues that affect them; listening to their views and taking them into consideration in decision-making processes	Are children being consulted at regular basis? How are they consulted? Is there a formal mechanism of consultation? When was the last time this mechanism was used?	Evidence that children and adolescents participated in meetings;
<b>Existence of a local action plan on CFC/D</b>	Developing a detailed, comprehensive strategy or agenda for building a Child Friendly City	Are there local strategies for children (municipal/district plans)? Do they have goals and targets? How do they fit into the national agenda? Is there a coordination body for the local agenda? Who is in charge? How was the strategy developed? Did it include children? How? Is the strategy available? Is it known? Was it updated? Does the Strategy cover all children in the city, with special attention to children who may be socially excluded or marginalised?	Document that depicts the city/ district strategy; Evidences that the plan is available for the population (Internet/printed); Look for minutes of the meetings to check if involved children;
<b>Coordination mechanism through the CFC/D taskforce</b>	Developing permanent structures in local government to ensure priority consideration of children's perspective	Is there a unit to coordinate the CFC initiative? Who is part of it? Are there constant coordinating mechanisms? How is the interaction between the coordination mechanism and children?	Where the unit is located; Who participates; If there is an interaction with children;

<sup>4</sup> Based on (UNICEF Innocenti Research Centre, 2004).

## 2. Analysis

### 2.1 Decentralization context in Indonesia and the CFC/D approach

In the past years Indonesia has been advancing in different aspects related to social and economic sectors. According to UNICEF's MTR document (2013), a number of MDG targets have already been achieved, including literacy rates and those related to tuberculosis, and many others are on track; however, there are some child-related MDG targets where Indonesia is lagging behind and unlikely to be met at national level (for an overall picture of the MDGs in the country please refer to Annex 1). In the same line, the advances in terms of children are not equally spread in the country. One challenge that Indonesia faces in terms of realization of child rights is how to address the inequalities at subnational levels. These inequalities are present in many different dimensions, including geographical (regions, regencies, cities, districts, etc.); venue (urban/rural); socio-economic; and gender, among others.

One strategy being used by the country to address inequalities, and advance in terms of realization of child rights is the Child Friendly City (CFC) approach. Globally, UNICEF first introduced this approach in 1996, during the second UN Conference on Human Settlements (Habitat II). The Conference declared that the well being of children is the ultimate indicator of a healthy habitat, a democratic society and good governance. Over the years, this approach has advanced and has been implemented in different developing and developed countries, creating different methodologies that are adaptable for diverse situations.

Currently, the global CFC approach is based on nine blocks that are a mix of activities and structures (UNICEF/Innocenti Research Centre, March 2004). They are:

1. Children's participation
2. A child friendly legal framework
3. A city-wide Children's Rights Strategy
4. A Children's Rights Unit or coordinating mechanism
5. Child impact assessment and evaluation
6. A children's budget
7. A regular State of the City's Children Report
8. Making children's rights known
9. Independent advocacy for children

One important element in the global CFC initiative is the decentralization of public policies to local levels of government, trying to include the civil society in planning, implementing, monitoring and evaluating policies for children. In this sense, Indonesia has made considerable progress since 1998 in its transition to democracy and in the process of decentralization, with the majority of all governmental matters administered through 33 provinces and 497 districts/cities (UNICEF Indonesia, 2013). This decentralization process was strengthened after 2001, when the country placed the district as an autonomous region with authority similar to that owned by the provincial government. Regional planning process started – and continues – to be carried out top-down as well as bottom-up, based on the principle that planning is an integral part of the national development planning system, carried out by local governments along with stakeholders in accordance to their



role and authority. The idea is that the planning process should be integrated with spatial planning, and based on local condition and potential in accordance to the local and national development dynamic (Center for Population and Policy Studies, 2013)

The country's decentralization dynamic is summarized by Boothby and others (Boothby, Stark, Simmons, & Chu, 2009, p. 14): "*The Indonesia Decentralization Law (Law 32 of the year 2004) delegates substantial national government authority and responsibility for government affairs to sub-national governments aside from justice, armed forces, police and religious affairs where these issues retain their vertical structure down to the local level. For some ministries, including education, health, women's empowerment and social affairs, local departments have been created – not as an extension of the national ministries – but as departments at the provincial level. Though the process of decentralization has unquestionably complicated the relationship between the national and sub-national governments, the comprehensive impact of decentralization thus far seems mixed. While many government ministries and state actors at the national level focus on the difficulties of implementing policy in recent years, their counterparts at the sub-national levels generally value their new powers under the current system.*"

At the local level, decentralization has created opportunities for local stakeholders to respond to the development of child welfare, one of which is the issuance of the Government Regulation No. 40/2006 on the national development planning procedures that requires the involvement of community participation through *musrenbang* forum<sup>5</sup> held at the villages, districts, regencies and provinces in the formulation of annual work plan. The BAPPEDA<sup>6</sup> plays an important role in facilitating *musrenbang* and policy-making process to ensure the coordination and synchronization of local development plans with the national development priorities and objectives (Center for Population and Policy Studies, 2013).

This transfer of greater political and administrative authority to district governments has brought governance closer to the people, along with resources to carry out new functions. Despite the advances in terms of decentralization of decision-making, challenges still exist. Given that each local government has its own priorities, legal and policy enforcement, and decision-making processes, along with varying levels of experience and capacity, translating national commitments and priorities into action has often proved a challenge (UNICEF Indonesia, 2013).

The decentralization process facilitated the implementation of the CFC as a strategy for the country. The development of Child Friendly City/District (CFC/D) or KLA<sup>7</sup> in Indonesia was initiated in 2006, and in 2007 pilot projects were launched in 5 cities (Padang, Jambi, Surakarta (Solo), Malang, Manado, and Kupang). In 2009, the Ministry of Women Empowerment issued a Ministerial Regulation No. 2 of 2009 on CFC/D Policy where the initiative was defined as "a

#### CFC in Indonesia

2006: Indonesia adopts the CFC initiative.

2007: pilot projects starts in five cities: Padang, Jambi, Surakarta (Solo), Malang, Manado and Kupang.

2009: A new model for the Child Friendly City/District initiative is created, based on the achievement of indicators.

2011: CFC indicators are reviewed and revised. CFC is turned from competition into recognition.

---

<sup>5</sup> Musyawarah Perencanaan Pembangunan (Co

<sup>6</sup> Badan Perencanaan Pembangunan Daerah (Regional Board for Planning and Development)

<sup>7</sup> Kabupaten/Kota Layak Anak - KLA

comprehensive and sustainable system of city/district development which integrates the commitment and resources of government, community and private sector into policies, programs and activities to fulfil the rights of children". Since then, the interest on working towards CFC/D has grown among cities/districts all over Indonesia.

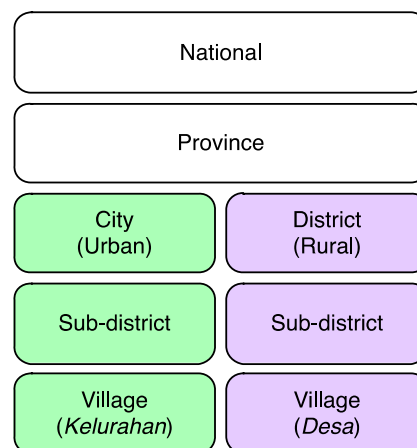
The 2009 regulation changed the way the initiative was being conducted, expanding it. According to Malone (2013), starting in 2009, Indonesia started to follow a competition model where 28 indicators were grouped into five clusters: (1) Policy; (2) Organization; (3) Programs and activities; (4) Budget allocation; and (5) Reports. In 2010, the model is revised once more to the one that is being currently adapted in the country.

## 2.2 Understanding the Child Friendly City/District Initiative in Indonesia

The current model for the Child Friendly initiative being implemented in Indonesia was defined in the Minister of Women Empowerment and Child Protection Decrees 11, 12, 13 and 14 (2011a) (2011b), (2011c) (2011d), all from 2011. The initiative is a strategy initiated at national level – coordinated by the Ministry of Women Empowerment and Child Protection – and implemented at local level at city and district levels, and in some cases, being adapted to the villages.

The administrative division of the country is an important factor to be taken into consideration when analysing the initiative. In a very simple way, Indonesia is sub-divided into five different levels (Figure 2). The Minister of Women Empowerment and Child Protection model of the Child Friendly initiative is implemented at **City** and **District** levels, with some adaptations to the villages, creating the possibility that the initiative is applied not only in urban settings (cities), but also in rural settings (districts). In this sense, in *Bahasa Indonesia* the Child Friendly City/District is known as *Kabupaten/Kota Layak Anak* or simply KLA.

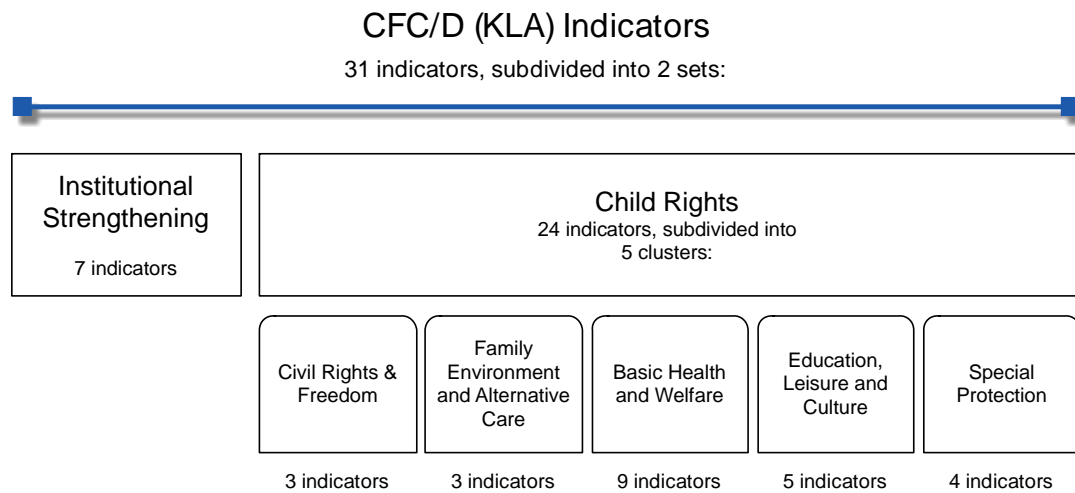
Figure 2: Administration Division in Indonesia



In the country, cities assume a more urban setting and are headed by the Mayor. Districts are headed by the *Bupati*, and have a more rural configuration. Both are elected by the local population.

The core for the CFC/D initiative in the country is the list of **31 indicators** that are divided into two sets: Institutional Strengthening (7 indicators) and Child Rights (24 indicators), which are also subdivided into five clusters (Figure 3). The indicators try to encompass the main points of the Convention of the Rights of the Child (CRC).

Figure 3: CFC/D Indicators in Indonesia



Overall, the indicators for the CFC/D model being implemented in the country are a mix of qualitative and quantitative indicators (complete list of indicators in Annex 3). Positive changes in their values would, in theory, represent the realization of children’s rights in the cities, and would add in changes for the country.

The process for the city or district to enrol the CFC/D initiative starts with the mayor accepting the initiative, and officially creating by decree the Task Force that is responsible for implementing the CFC/D in the locality<sup>8</sup>. The basic steps are described in Table 2. The Minister of Women Empowerment and Child Protection also acknowledges the importance of involving children in all the phases describe below. The process of involving children has been implemented mainly through the Children Forum Initiative at local level (city/districts, and sometimes at village level).

Table 2: Process for the CFC/D Strategy in Indonesia<sup>9</sup>

Phase	Brief Description
<b>a. Preparation</b>	Mayor/Bupati agrees in participate in the initiative, and creates the city’s CFC/D (KLA) Task Force. Initial indicators are collected, taken into consideration, if possible, the disaggregation of by sex and age of children.
<b>b. Planning</b>	Preparation of RAD – Regional, District and/or City Action Plan Development; document that contains policies, programs, and activities to be implement in the city, including the CFC/D initiative.
<b>c. Implementation</b>	Implementation of the actions that are going to be the basis for the indicators. Much of it, if not all the implementation, is done by the Task Force.
<b>d. Monitoring</b>	Monitoring of the initiative, including the indicators. Identification of the bottlenecks to the realization of children’s rights.

<sup>8</sup> The mayor/Bupati has also as option not to create a new task force, but to use an existing one already present in the city/district.

<sup>99</sup> Based on the Ministerial Decrees.

<b>e. Evaluation</b>	At National level, the independent panel commissioned by the Ministry of Women Empowerment and Child Protection conducts the evaluation.
<b>f. Reporting</b>	With the consent of the Mayor, the chairperson of the city Task Force sends the indicator's report to the Chairman of the National Task Force. After evaluation the National Task Force submits the results/reports to the Minister of Women Empowerment and Child Protection who forwards it to the President.

In all the steps of initiative, the city/district (KLA) Task Force is the main actor in the process. The mayor might start the process, and is the representative of the city at the national initiative, but the Task Force is ultimately the institution responsible for all the phases of it. The Task Force is created by a mayoral decree, and should include the districts/cities representatives of the children, involving, if possible, the executive, the legislature, the judiciary, the business community, religious and community leaders, universities, and non-governmental organizations, representative from children (Children Forum), among others.

The Chairman of the Regional Development Planning Agency (**Bappeda**)<sup>10</sup> chairs KLA Task Force, creating the interaction between the CF initiative and the local planning. As a matter of fact, the idea is that the KLA Task Force can influence the development of the RAD (local 5 year overall strategic plan for districts and cities), creating the possibility of budget allocation for the initiative, and the sustainability across different mayors.

As the Task Force is formed by different agencies related to children, in thesis it does not only coordinates how the priorities are being implemented at different city levels, but also monitors the initiative at regular meetings. The Task Force is responsible for collecting the necessary information, and reporting on the 31 indicators that are the basis of the CFC/D initiative in Indonesia. Reporting is done at yearly basis, when the local Bappeda sends the report to the Minister of Women Empowerment and Child Protection.

A National Panel commissioned by the central government and formed by members from the Government, NGOs, and universities does the evaluation process of the cities and districts that participated in the CF initiative. They are responsible for validating the information sent by the cities and districts, and by allocating the score for each of the 31 indicators. The indicators add to 1000 points, allowing the National Panel to classify the cities into 5 categories: (i) *KLA* (higher level of achievement); (ii) *Utama*; (iii) *Nindya*; (iv); *Madya* and (v) *Pratama* (lower level of achievement). In 2013, the Minister for Women's Empowerment and Child Protection gave 37 districts and cities a *Pratama* category award, 14 districts and cities the *Madya* category award, and four cities and districts received the *Nindya* category<sup>11</sup>. Cities and Districts did not achieve higher marks to be classified in the two highest categories.

In terms of city and districts enrolment in the initiative, according to a newspaper article from 2013, Indonesia had 110 of 500 cities/districts nationwide committed toward building child-friendly cities, as reflected in their development programs. Of the 110 total, 60 are being assisted by the Ministry of Women Empowerment and Child Protection to

---

<sup>10</sup> More details on the main national and local governmental actors involved in the Child Friendly Initiative are presented in Annex 5.

<sup>11</sup> <http://en.tempo.co/read/news/2013/07/24/055499454/Indonesia-Has-No-Child-Friendly-Cities-Minister-Says> Accessed on February 19, 2014.

implement their programs, while the remaining 50 have been able to be self-sufficient in building infrastructure for children through budget allocations<sup>12</sup>.

On the contrary of other countries such as Brazil<sup>13</sup>, where the CFC/D initiative has a start and an end period, in Indonesia, the process is continuous, and it is expected that the Cities/Districts KLA Task Forces report every April on the 31 indicators. In Indonesia, the process cannot be fully classified as a competition, since there is no winners or losers as in other CFC models. The model is closer to a classification system, where the cities that show better improvements for children – calculated based on the indicators – are ranked better than other cities in the initiative.

Despite the fact that the Ministry of Women Empowerment and Child Protection hosts the CFC/D initiative, there is no monetary transfer from that Minister to the cities/districts. The different guidance and the interviews with stakeholders show that the financial responsibility in terms of management of the initiative (setting up the task force, organizing the team, creating structures, financing equipment, etc.) and in programmatic terms (which policies should be created and/or changed, and how they should be implemented) is assumed exclusively by the city/district.

To support the government's priority, UNICEF has assisted the development of a CFC/D framework in several cities and districts in the country. In each city/district supported by UNICEF, the fund provided technical support and assistance on the (a) establishment of a coordination mechanism for planning, monitoring and evaluation of programmes related to UNICEF's CPD implementation and allocated resources; (b) establishment of child participation mechanism; and (c) development of an action plan with clear targets, timelines, and resources.

---

<sup>12</sup> The Jakarta Post, October 30, 2013. Available at: <http://www.thejakartapost.com/news/2013/10/30/cities-urged-develop-child-friendly-facilities.html> Accessed on February 19, 2014.

<sup>13</sup> More on the Brazil initiative is presented in Annex 7.

### 3. Findings & Discussion

This section presents some findings that are based on the information collected by the research team, as well as further develops some of the analysis connected to these findings. The objective is to lay the ground to the next sections of the report: Lessons Learned, Conclusions and Recommendations. It is important to mention that the findings are based on the four sites visited, as well as the interviews and the existing literature. They might not entirely represent all the cities and districts that are part of the initiative.

#### 3.1 Flexibility of the CFC/D Framework

The fieldwork done by the research team showed that the Ministerial Decrees that frame the CFC/D<sup>14</sup> have been adapted to different circumstances. Table 3 summarized how the sites visited are implementing selected points of the initiative. The more comprehensive description of how the CF strategy is being implemented in the visited sites is presented in Annex 6.

One point that calls attention is the fact that the child friendly strategy is not only being implemented in cities and districts, but also at some villages. For example, in one of the districts visited – Poliwali Mandar – the district was not implementing the initiative, but two *desas* (villages) were. In this sense, the framework behind the CFC initiative is flexible enough to allow adaptations in different setting; however, the extreme flexibility creates issues in terms of comparison among different sites, and might create criticism in the consistency of the overall initiative.

Using the two villages in Poliwali Mandar as example, these villages called themselves Child Friendly Villages, without being subject of the evaluation process that the Ministry of Women Empowerment requires. Hence, a balance between flexibility and control seems to be necessary to guarantee that the strategy is well used, and that the nomination of “child friendly” for any site is the subject of the initiative’s evaluation, and has the approval from the Ministry of Women Empowerment and Child Protection.

---

<sup>14</sup> (Minister of Women Empowerment and Child Protection, 2011d)(Minister of Women Empowerment and Child Protection, 2011c)(Minister of Women Empowerment and Child Protection, 2011b)(Minister of Women Empowerment and Child Protection, 2011a)

Table 3: Child Friendly Characteristics for selected sites

	Surakarta (Solo)	Poliwali Mandar	Aceh Besar	Balikpapan
Location	City located at the Central Java region	District located in the West Sulawesi province	District located in Aceh Province, the north part of Sumatra Island	City located in the East Kalimantan Province
CFC/D Geographic Implementation	City level, then moved down to village level	Village level, currently 2 villages, with plans to increase to other villages	Started promoting at District level, but then implementing in 3 sub-districts with 2 pilot villages each (total are 6 villages)	City level, aiming to implement it at village level.
CFC/D Year of Start	2006. It was one of 5 pilot cities/districts from MoWECP	2011. Villagers were identified as possible success for the initiative and where invited to participate.	2010	2011
UNICEF Support	Full support since the beginning of the implementation. The field office in the region is involved in the initiative.	Specific training in CFC/D in 2010/2011, but additional support was provided.	After initial training and support for the initiative, other types of support were not directed to the Child Friendly strategy, but to programmatic activities carried by UNICEF in the region.	No UNICEF support on the implementation.
Coordination Mechanism	Task Force was created by Mayor's decree, and meets regularly	No dedicated task force has been established for the CF initiative. In the villages, the existent planning mechanisms are used (Musrenbang)	Task Force created by Bupati's decree and meets at quarterly basis.	Task Force at city level.
Members of the Coordination Mechanism	City representatives from Bappeda, Bappermas, education, health, civil registration, and social, as well as Universities and NGOs, including city child forum, among others. Child participation in the City Task Force is limited since most of the meetings happen during school hours. The participation seems to be limited to the child forums' facilitators (see below).	The KHPPIA is formed of different social actors at district level, including district level government offices such as Bappeda, BKPPKB, health, education, social; and NGOs; Universities; Professional organizations, and faith based social organizations, among others. Child representative is sometimes invited in the meeting	Representatives of sectors/ departments/ government offices, unit of organizations or related institutions at the district level, NGOs/ Universities/ Professional organizations/ faith based social organization at the capital of the district, under the coordination of Bappeda office. It was mentioned in the list but there is no evidence on the participation of children in the Task Force.	It is not clear who the members of the coordination mechanism were. It seems to include representatives from Bappeda, local Women Empowerment Agency and other institutions. Members of the child forum mentioned they participated in the Coordination Mechanism, but are not sure about NGOs in the Task Force.

	Surakarta (Solo)	Poliwali Mandar	Aceh Besar	Balikpapan
Action Plan	Ministerial Decree sets a list of indicators from different areas that are monitored. This list is considered as the action plan for the CFC initiative. The action plan has been adopted into RPJMD, by Mayor's decree	The villages have no integrated action plan exclusively to the CF initiative. The CF initiative is mainstreamed in each sector at village level. The 42 indicators at village level have been the basis for action plan and as the input for village development plan	The district has an action plan for the Child Friendly initiative that is based on the 7 goals stated by the Bupati's decree, and in the 31 indicators from the Ministry of Women Empowerment and Child Protection	There are no evidence that the city has action plan but only the sector program on supporting the implementation of CFC, integrated into annual program development and being the reference for task force team to monitor. The city uses the 21 indicators as basis.
Child Budget	The city does not have one. Reason appointed is that the city has to follow a national framework.	The villages do not have a child budget.	The District does not have a Child Budget.	The District does not have a Child Budget.
Child Participation / Child Forum	Two instances: city and village levels. The number of villages with child forums has been escalated over time – they used to be present in all 51 villages but only few have been active, especially near the central of city. Meetings depend on how active is the facilitator for the forum. Bapermas supplies monetary resources that are allocated by the children themselves. Training for the facilitators was provided once. According to the adolescents that are part of the forums, they discuss topics related to their own reality such as the conditions of local libraries and organize child events. Mayor's decree mandated child forum as part of musrenbang process at village, sub-district and city level	There is no child forum at district level, but each one of the two villages that are part of the initiative in the district created a child forum. They were created in 2013 and meet once a month. The child forums have no facilitators. Among the topics being discussed in the Child Forums are religion and education. Child participation happens through the already existed channels, such as the Musrenbang.	Bupati's decree facilitates its creation back in 2007. In 2011 a Child parliament was created. Six child forums were established in 6 pilot child friendly villages (in 3 sub-districts) by 2012. Child participation is also fomented at schools due to the linkage with projects from international organizations (ex. USAID). The school participation is not linked to the CFD initiative. The Children Forums are spaces where adolescents discuss religion and school related issues, and where they engage in arts and sports activities. Participation is mostly of girls.	City Child Forum is very dominant with strong presence members. The Forum has established a Child Mayor and has 5 main programs: health and sports; education; environment; technology; and religion. The supporting budget comes from women empowerment (BPMPP&KB). The Forum meets frequently and organizes routine activities with resource persons to talk about particular topic related to children's issues. Besides, child forum strengthen the role of student organization at all junior and senior high school in town.
CFC/D implementation and leadership	Initiative is implemented top/down, with full support from previous and	In considering the whole district, the initiative is implemented	It seems to be a mix model where top/down and bottom/up are mixed.	Not clear from the interviews. It seems to be implemented



	<b>Surakarta (Solo)</b>	<b>Poliwali Mandar</b>	<b>Aceh Besar</b>	<b>Balikpapan</b>
	actual Mayor.	bottom/up, i.e., from the villages to the district.		top/down. Initiative is supported by the Mayor and his wife, as they have an NGO for marginalized children beforehand, called Asah Pena.
Indicators' compliance	The city uses the same list as the one proposed by the Minister of Women Empowerment and Child Protection, but has adapted some of the indicators to their own reality.	The villages started using the original 28 indicators (before the 2011 change), and adapt them to their own reality. Now, they use 42 indicators.	The district uses the same list as the one proposed by the Minister of Women Empowerment and Child Protection, with few adaptations.	The city uses the same list as the one proposed by the Minister of Women Empowerment and Child Protection, but focus on education as the entry point

### **3.2 The coordination mechanism – CFC/D Task Force;**

The coordination mechanism in all the sites visited happens through the CFC/D Task Force (TF). In some places the coordination mechanism for the CFC/D initiative is done by a dedicated Task Force created with the intention of organize the process (such as in Surakarta). In others, such as in Poliwali Mandar, no TF was created; in this case, the coordination of the CF village is done by the regular body that already exists at village level (KHPPIA). In this case (Poliwali Mandar), the coordination mechanisms meet at regular basis to discuss diverse subjects, not only related to the child friendly initiative.

In all the cases, the coordination mechanism involves a strong representation from most areas under the responsibility of the local government, plus some representatives from civil society. The representation of children in the task force is not constant. For example, according to the interviews, in Surakarta, the facilitators for the city child forum sometimes participated in the TF meeting, but children and adolescents from the forums were not always invited. Besides, the meetings for the TF happened during school hours, creating a conflict with the children's schedules. Another example comes from Balikpapan, where the Child Forum was invited to participate in all the TF meetings.

In terms of civil society participation, NGOs would be the best fit for representing the local community, and specific interests from outside the government. The participation of NGOs in the Task Force is limited. According to the interviews conducted during the field trip, few were the inputs provided by the NGOs and accepted by the different Task Forces. For the NGOs that participated in the CFC/D effort, there is space for improvement in terms of overall coordination of the initiative, and real cooperation among the actors. For the NGOs, at most of the times the governmental sectors are still too centred on their own issues, implementing isolated policies.

Across the four visited sites, there is no consensus in terms of the influence of children in the Task Force, and, consequently, in the policies that are discussed in the meetings. While some interviewees mentioned clearly that the children's influence on decision making is low, other consider that they can help and influence the decision making process. It seems that this influence varies according to the openness of the Task Force for the participation of children, and it is influenced by how the Child Forum (item 3.3) is organized and how active it is in the city or district.

### **3.3 The role of child participation in the decision making process**

Child participation for those sites visited during the assessment of the CF initiative has assumed three different models: (i) the historical participation in the *musrenbang*; (ii) the participation at schools, sometimes fomented by international organizations as it is the case in Aceh Besar; and (iii) the Child Forum that is part of the CFC/D approach<sup>15</sup>. All the sites visited for the assessment had active child forums at city, district and/or village levels. Some had two geographical instances working at the same time. For example, Surakarta had supported the creation of child forums at village levels, and supports a meeting at city level with representatives from the villages.

It is also important to emphasize that some visited sites presented a misunderstanding in terms of the concept of child participation. It was frequent to listen

---

<sup>15</sup> These are not mutually exclusive, and might, in fact, all be present in the same area.

interviewees to mention activities such as “children’s day” as an example of child participation in the city/district. Child participation should be understood in a broader perspective related to the realization of child rights, and not only limited to entertainment activities. For a discussion on this and better definition on child participation please refer to the mapping commissioned by UNICEF and KPPA (UNICEF Indonesia and KPPA, Jan 2013).

Further investigation is necessary in order to identify if the child forums supported by the child friendly initiative are spaces that discuss child issues and emphasize child rights, or if they work as “clubs” where children meet since they do not have other forms of entertainment. In Aceh Besar, for example, one of the child forums participants mentioned that they conduct extra class activities such as playing games and sewing. In that district, the interviewee mentioned that most of the participants are girls, since the activities they conduct at the child forum are more prompt for girls than boys. In the three other sites, the research team found a better balance between boys and girls, but still, the female participation is higher than the male participation. The example found in Balikpapan deviates from the other visited sites. In that city, the child forum initiative is very active, and sponsors discussions with children about issues related to the environment, HIV, safe internet, etc. The Balikpapan child forum has a coordinator (child Mayor) and has five areas of work: (i) health and sports; (ii) education; (iii) environment; (iv) technology; and (v) religion.

Besides the bias towards the participation of girls, there is also a predisposition toward the participation of older children. In all the sites visited, the “children” who somehow participate in the decision making process are adolescents (14 and older) and young adults. In Aceh Besar, for example, in order to participate in the discussions at school, the children have to be in junior high school, he/she cannot participate if younger.

The research team could not verify if the most vulnerable children participate in the child forum. Some evidence points to the fact that those that participate are the ones with better access to school and transport. For example, in Surakarta and Aceh Besar the child forum is called using social media technology (Facebook, SMS and Twitter) and using signs at the school boards. Further, some interviewees mentioned that those children that live in the most remote villages might not be able to participate in some meetings that take place at night. When asked about children with disabilities the interviewees did not remember seeing them in the meetings.

Guidance for the child forum was mentioned by adults and children as one of the big issues that hinder the full potential of this mechanism. While one of the purposes of child participation is, since young ages, to empower boys and girls, and to enhance their ability to challenge, discuss and propose better policies, without the proper guidance the forum might act only as a socialization space, without real participation purpose. Guidance is important to add content to the discussion, and to improve the quality of the meetings. In this sense, the existence of trained monitors or facilitators to engage with the children in their discussions is very important. Some visited sites provided training for the facilitators when they started the child friendly initiative, and some are still active in the child forum, for example in Surakarta. In other sites, the children mentioned that they do not have facilitators. In a third scenario, such as Balikpapan, the older children – who are also the most experienced in the process – worked as facilitators for the child forum.

There is no guarantee of sustainability of the child forum. The forum is very connected to Bappeda and to the local representation of the Women Empowerment agency, and when financial and/or technical support from these offices lessens, the tendency is that the child forum activities also fade. NGOs could provide support for the

child forums, however, in all the places visited NGOs mentioned that they are not invited to participate in the child forums. As a matter of fact, the children from one visited site mentioned that they feel more comfortable working with the Bappeda and the local Women Empowerment Agency rather than with NGOs that exist in the city.

In a mapping of child participation in Indonesia (UNICEF Indonesia and KPPPA, Jan 2013) the analysis of the field data showed that half of the children have not yet realized and understood their participation rights, what is somehow connected to the lack of funding for the initiative<sup>16</sup>. In the sites visited for the Child Friendly assessment, some forums have the support of Bappeda or local Women Empowerment agency, and they have a small budget to allocate to activities.

The analysis of the research team for this assessment corroborates to the reasons that were mentioned by the 2013 UNICEF study (UNICEF Indonesia and KPPPA, Jan 2013) as factors that hinder children participation in the country. Among them are (i) health problems; (ii) child involvement with drugs; (iii) lack of budget for child forums (indicating, according to the study, absence of government attention); (iv) lack of understanding by the children on the importance of their participation; (v) small support from families and members of the community to promote child participation; and (vi) lack of support from the central government, among others.

### **3.4 The local action plan on CFC/D**

The four sites visited during the fieldwork use the list of indicators set by the Ministry of Women Empowerment and Child Protection (Annex 3) as their guidance for the child friendly initiative. The cities, districts and villages called the list of indicators as their CFC/D Action Plan. These sites did not develop a separate or new plan for implementing the CFC/D initiative.

As mentioned before, in general, the Bappeda does the coordination of the CF initiative and, consequently, the coordination of the action plan in the sites visited. One exception was in Poliwali Mandar where Bappeda accompanied the process, but as the child friendly initiative was implemented at village level, the Head of the Village (Kapala Desa) monitored the action plan<sup>17</sup>. In all sites visited, the development of the action plan did not directly involve children. It is more common that the Mayor or the Bupati uses decrees to set the list of indicators as action plan for the city or district.

All the visited sites made their action plans (list of indicators) available for the research team in hard copies. The action plans were not available in the Internet, and seemed not to be known by the population as a planning tool for children issues. In one of the sites visited, when talking with a teacher – from a child friendly school – about the CF initiative and the action plan, she mentioned not knowing either of them. The same happened with a health professional who was aware of the existence of a health action plan for the city/district, but did not know that the city/district was part of the child friendly initiative, nor that the city/district had a plan that would combine actions from different areas.

---

<sup>16</sup> The mapping is a very comprehensive work on the history of child participation, and the justification behind emphasizing child participation in the society.

<sup>17</sup> The interviews in Balikpapan did not confirm Bappeda's role in the child friendly city process.

When asked about monitoring the action plan, and subsequently updates on it, the process seems very familiar in all the visited sites. According to the interviews, indicators are collected at every 4 months, and results are presented in Task Force meetings. These meetings do not lead to changes in the indicators, and, consequently, to changes in the action plans of the visited sites.

While the list of indicators can be considered a step closer to results based management, the sites do not have unified plans that (i) describe a proper theory of change that is expected with the initiative; (ii) set the strategy; (iii) define clear roles and accountabilities for those involved; (iv) connect the actions; and (v) set the targets and indicators, among other results based principles.

### 3.5 CFC/D Indicators & Data Management System

The list of 31 indicators is the heart and soul of the Child Friendly Initiative in Indonesia. This list is the guidance for the actions, and, as mentioned, is used as the action plan for the visited sites. It is also the basis for the reports that the cities and district send to the yearly evaluation that ranks the participants into the five categories.

Despite the fact that all the visited sites took the indicators very seriously, the research team found some inconsistencies in the use of the indicators by the villages, districts and cities. These inconsistencies were related mainly to (i) the use of different indicators, and the (ii) overall quality of the reported indicators.

In all the visited sites, the research team found that the last monitoring report sent by the city or district **used indicators different from the original list**. Annex 3 presents a table comparing the original indicators listed in the Ministerial Decree and the ones used and reported by the visited sites. The difference between the original suggested indicators and those used by the cities and districts is not entirely bad. Cities and Districts had the initiative to adapt their indicators to their reality, and to add new ones that they considered necessary to monitor. The problem exists when the lack of consistency puts in risk the comparison among cities, helping to create inconsistencies in the overall initiative, and, consequently, creating possible criticisms to the reliability of the results. One of the objectives of having a common set of indicators is to have a common ground for comparison in areas that are considered essential for children, allowing for a better overall analysis of problems and solutions.

According to the interviews, the local changes to the original list of indicators happened due to two main factors: first, the indicator did not exist at local level – meaning that it was not being collected by the local government, and showing a possible lack of structure or local capacity to properly collect the data. Second, the indicator did not reflect the reality of the locality, making local government to report another similar indicator, and/or to add completely new ones. In both cases, there is a need to the Ministry of Women Empowerment and Child Protection to evaluate the list and to change how the indicators fit into the overall initiative. The evidence also points to the fact that most of the cities and districts did not understand the indicators, and they reported what they think was appropriate.

The **quality of indicators** in the Child Friendly initiative is directly connected to the overall characteristics of the indicators and data management systems in the country. This quality is affected by the decentralization system that is adopted in Indonesia, influencing not only how policies are implemented, but also how data at local level is collected, treated and used. The report from the Ministry of Health (Centre for Data and Information / Ministry of Health of Indonesia, 2007) mentions that the implementation of Decentralisation in 2001 has affected the information flow or reporting system from District/City to Province level.

This reporting system is considered as voluntary; therefore it is not continuous (p. 14). The report also mentions the lack of personnel for data collection, and gaps in training for those responsible for data collection and reporting.

The use of indicators for the child friendly initiative faces the same problem as other indicators collected at local level to generate sub-national data. Haryana (2013) mentions some challenges in terms of data collection for monitoring of projects funded by the national government. According to him, while line ministers and provinces should report at every four months, few actually do. In 2010, only 20% of the provinces submitted their reports, and 30% of the line ministers did it on time. One of the main problems for these low reporting rates were the difficulties in collecting and integrating M&E information from the program implementers around the country. Another reason appointed by the author for the low reporting is the reluctance of the Line Ministries – and province governors – to submit their reports, as there was neither punishment nor rewards for delivering them<sup>18</sup>. This analysis also represents how low reporting, bad data quality, and lack of indicators affect the CFC/D initiative.

In another analysis, Boothby and others (Boothby, Stark, Simmons, & Chu, 2009) mentioned that the data collection methods for the area of child protection relies on district government offices and NGOs, and planning problems in their collection jeopardizes routine data collection. As a matter of fact, according to the interviews with CFC/D stakeholders, the indicators related to child protection are the hardest ones to be understood, collected and analysed. Two problems in Boothby study have direct relation with the CFC/D issues: One is the amount of child protection data that goes “undetected.” A second problem is the collection and transfer of information from community to district-province levels that relies heavily on paper records.

Data collection in Indonesia is decentralized at city and district levels, which also decentralize the responsibility for their village levels. At the end, the technical expertise of those collecting and reporting the data is not known, and the quality of the indicator at lower levels cannot be guaranteed. Consequently, the data collection process for the CFC initiative suffers from the same problem described by Boothby et al (Boothby, Stark, Simmons, & Chu, 2009) when analysing child protection information:

*“When child protection information is captured within the formal data structures, there are numerous pathways through which data are transferred in the existing information system. The process of decentralization, and the subsequent autonomy that decentralization has provided to provincial and district-level child protection actors, has increased the complexity of data coordination between national and sub-national government ministries. Depending on the function of the government ministry, the structure, capacity and mandate of the ministry may differ at the provincial and district levels. As a result, the quality and delivery of the data that national-level government ministries receive from their provincial and local-level partners varies from one ministry to the next.” (p. 32)*

The indicators from the cities and districts that participate in the CFC/D initiative are sent every year to Jakarta. According to the interviews, besides a document that contains the basic information required for each indicator, cities and districts also send the annexes to guarantee the validity of the information being provided. The issue with this

---

<sup>18</sup> According to Haryana, BAPPENAS has developed an online system to monitor project implementation. The system gives an overall idea of spending and implementation of projects/activities, but does not advances in monitoring indicators.

system is that the annexes often surpass hundreds of pages for each city or village. The annexes are, most of the times, extremely detailed. It is frequent to have lists of names of beneficiaries in the annexes as proof that the city has fulfilled the obligation with a specific indicator. While the annexes were supposed to guarantee that the indicator was correct, the current system creates a burden to the cities and districts that participate in the CFC/D initiative, and to the national evaluation team that has no time to check all the information that is provided to them.

There is no integrated data management system for the child friendly initiative in Indonesia. The indicators collected by the cities and districts are not available in an organized system that allows people to search for them, and to compare cities and districts among themselves and between two or more points in time. The lack of an organized database where the indicators from the cities and districts could be consulted and compared also creates doubts about the transparency and reliability of the initiative.

### **3.6 Evaluation Process**

Currently, the evaluation for the cities and districts that participate at the CF initiative happens yearly. A team of 13 members from different backgrounds and from outside the government was responsible for the last evaluation. The idea was that this team should look at the indicators horizontally – comparing the city/district only to itself in two different points in time, and not to other similar sites. Besides, each team member was supposed to visit three places that participated in the process to validate the information. During the fieldwork for this assessment, some interviewees at local level did not remember receiving the visit of the evaluation team. Validation of the data sent in the reports also seemed to happen in Jakarta, when representatives from the cities/districts were invited to participate in meetings, and when extra information was demanded to the cities and districts.

On the evaluators' point of view, the evaluation process is extremely complicated. One of the reasons is the fact that the indicators can be interpreted in different forms, allowing different cities to misinterpret them, and, consequently, to report different information than the one intended for the indicator (section 3.4 of this report). Hence, taking the last evaluation process as example, for each place that was part of the evaluation, the evaluator had to try to understand what the city was presenting in each of their indicators. Moreover, the evaluators themselves would have their own interpretation of the indicators, and different evaluators would score the same city/district with completely contradictory scores. At the end, for each city/districts, inconsistent scores had to be discussed and a common ground had to be reached. The annexes that came with the indicators were not always helpful since they presented a large quantity of information that did not add quality to the process.

Hence, the perception of the evaluator was the main factor what guided him/her on scoring the indicators. The focus of the evaluation was more on the qualitative performance of the cities and districts, based on their own reports, rather than in the quantitative analysis of indicators. Due to the lack of available recent data for city/district level indicators, a comparison of the CFC/D indicators with others indicators not used in the initiative for the cities and districts was not possible. The most recent data available at city and district levels, and organized in a way that could be used for different comparisons, were from 2010, 2011, representing only the baseline for the cities and districts of the country.

One of the common criticisms of the child friendly initiative in Indonesia – and also in other countries – is how some cities and districts that present so many problems and violations related to children can call themselves “child friendly”. That criticism is further emphasized when the initiative presents gaps in not having a system where people from outside the initiative are able to see the city/district’s indicators (item 3.4), and by the fact that the methodology for the initiative is not well known. The research team for this assessment could not find a unique database with all the cities and districts that participate in the child friendly process, and their reported indicators.

One of the common observations during the interviews was that cities and districts did not know why they were ranked in one group and not the other. Also, the cities and districts that participated in the initiative did not receive any official feedback from the Ministry of Women Empowerment and Child Protection on which aspects they needed to improve in order to be better ranked. In a process like the Child Friendly, where cities/districts are somehow judged, the feedback of what is working and what is not working is fundamental to keep the initiative alive, for bringing new cities and districts to the initiative, and for allowing the participants to effectively improve their services for boys and girls.

### **3.7 Sustainability of the initiative**

One of the main problems with the child friendly process current in place is the high turnover of strategic people for the CFC/D initiative in the local governments. In all sites visited, several people trained in the initiative in 2010/2011 (or even before that) were not in government anymore, or were moved to other areas with no connection to the Child Friendly City/District.

Despite the fact that in most of the places the initiative is encompassed in the mid-term city /district plan, if a local leadership does not take it as priority, there is a risk that the initiative is not going to move forward. In this sense, there is a very strong link between the sustainability of the initiative and the political decision at city and district level. In all sites visited, it was clear that the major stakeholder in the initiative was the Mayor/Bupati, and without his/her commitment, the initiative was not going to develop. At the same time that local government commitment with the CFC/D initiative seemed high, the research team found no evidence of major participation from civil society, and organized groups from outside the government. The participation of these groups can increase the chances sustainability of the CFC/D initiative since they can work with new governments and new staff in keeping the initiative alive.

During the interviews there was a constant demand from the local government for more resources for the CFC/D initiative, including training, financial resources (allocation of budgetary funds) and equipment. Besides the resources, the analysis of data collected in the field visits indicated a high demand for a more constant presence of the Ministry of Women Empowerment and Child Protection in the localities. That demand for higher presence reflects the lack of feedback from the Ministry to the cities and districts. It seems that the feedback happened when the city/district contacted the Ministry; however, if the objective is to boost the CFC/D initiative, this feedback should be part of the process, and almost automatic at certain point in time.



## 4. Lessons Learn

---

The main lessons learned from the current child friendly city/district initiatives in Indonesia are the following:

- The longevity of the child forum and the guaranteeing of participation of children are connected to the availability of facilitators. Facilitators help in improving the quality of the debate, organizing the meetings, and motivating the participation of children.
- The engagement and ownership of high levels officials, starting with the Mayor/Bupati is essential for the continuity of the Child Friendly initiative at local level.
- Continuity for the CF strategy at local level is also guarantee when the initiative is added to the city/district RAD.
- The main contribution of the CFC/D initiative is to make different governmental areas to discuss crosscutting issues, and to find solutions for them that are also constructed in a way that different sectors have the opportunity to participate.
- In terms of sustainability, Surakarta (Solo) has adopted a mechanism to guarantee that the initiative does not change radically once changes in government happen. The city tries to divide the responsibility into three stakeholders: Bappeda, Bapermas and Mayor office. This way, if changes occur, the other actors can work with the new stakeholder to guarantee that the initiative can continue.

## 5. Conclusions

The Child Friendly City/District initiative is a strategy, a framework that has as main objective to bring together activities from different areas such as health, education, protection, etc. and make them have a common plan of action that, if implemented correctly, would generate positive changes for children. The CFC/D does not necessarily implement policies or actions with beneficiaries – maybe one exception in Indonesia is the creation and strengthening of the child forum. In this sense, results for the Initiative must be seen under two different angles: (i) the result of the original strategy, and (ii) the results in the realization of children’s rights. In theory, the first one would impact in the second.

As described in this assessment, the CFC/D initiative at local level has been facilitating the interaction among different areas of the government. According to the interviews, the Task Force that coordinates the initiative is an opportunity for different agencies to interact, to learn about each other projects, to discuss issues, and to develop common policies and projects to be implemented in the cities. The field visit shown some examples of projects that were facilitated by the CFC/D initiative, and whose results are, according to the interviewees, related to the child friendly strategy. Among them are: (i) the increase of child friendly schools; (ii) the development of new social protection policies at local level; (iii) the development of new strategies to reduce school dropouts; and (iv) the creation of new forums for child participation. On a more strict analysis, it is impossible to know if these strategies and actions would happen without the CFC/D initiative. One fact is clear: they were expedited by the fact that the city or district is part of the CFC/D.

The coordination mechanism at local level, the strengthening of child participation, and the use of a common strategy based on the 31 indicators (action plan) seem to be the biggest achievements of the strategy; however, they all need improvements to guarantee that results for children are facilitated (please refer to the recommendation part of this report). The coordination mechanism is too centered in government. The use of the 31 indicators as basis for the development of actions was a good strategy; however, as seen in the findings and in the recommendations sections, changes are necessary to make the process smoother and more intuitive. Child participation happens facilitated by the initiative; however, the research team does not have enough evidence to affirm that they involved younger children, and the most vulnerable ones.

In terms of improvements in children’s rights and reduction of disparities since the beginning of the CFC/D implementation, concrete results cannot be solely attributed to the CFC/D initiative. For example, one of the sites visited mentioned that since the beginning of the CFC/D, violence against children has been reduced. Without a proper evaluation of the initiative – that is only possible in a couple of years from now – this affirmation does not hold. This reduction might be the result of a newer policy being implemented in the city/district, and not the result of the CFC/D initiative. However, the new policy might have been influenced by the debate that happened in the Task Force, or might have been the result of the discussions that happened there. In this sense, direct causality between the CFC/D initiative and concrete results for children are not straightforwardly identifiable. The research team heard similar results attributed to the initiative, including change in behaviour, improvement in school quality, and increase in participation. All these cannot be directly and solely attributed to the CFC/D initiative, at least, not at this moment.

The CFC/D strategy being assessed in this work is new. It is totally feasible that the coordination mechanism and the action plan have generated or facilitated actions by different actors, but these were not implemented yet, or they have not generated results. It is important to remember that even the indicators reported by the cities and districts have a

time gap, and some of them might not reflect possible changes that might have been facilitated by the CFC/D.

The research team tried to compare a set of indicators between those cities and districts that are part of the initiative, with others that are not, trying to search for possible causal associations. Unfortunately, the only data available from the Central Statistics Office at city and district levels are from before the start of the CFC/D in the country. This data is a very good baseline for a future comparison among cities and districts. In the future, similar data will allow the Ministry of Women Empowerment and Child Protection to properly compare different sites, analysing possible causalities, and trying to identify direct influence of the initiative in the cities.

There is also a need to investigate further why the CFC/D is not being fully adopted in the country. Some possible reasons were raised by the interviewees, and by the analysis of the research team. Among them: *(i)* the cities and districts do not identify the benefit of participating in such a process; *(ii)* there are no direct and indirect incentives for their participation; *(iii)* local level government does not understand well the initiative; and *(iv)* cities and districts that are not part do not trust the process. These are all suppositions and, as mentioned, demand another type of study with a different group of sites to be visited.

Maybe the strongest criticism to the CFC/D initiative in Indonesia, and all over the world, is related to the scepticism of some when sites that have some many child rights not being realized call themselves "child friendly". Besides, in Indonesia, the lack of a more transparent process, the absence of unified data about the participants' cities and districts, and the absence of feedback to the participants, create serious doubts about the trustworthiness of the initiative. These problems, discussed along this report are not impossible to be solved, and depend almost exclusively on how the Ministry of Women Empowerment and Child Protection sees this initiative as a priority.

## 6. Recommendations

### Coordination Mechanism

**Rec. 1:** The option of having a dedicated Task Force or use one that already exists seems to be correct. The issues found with the coordination mechanism were related to the need of a stronger participation of children, adolescents and NGOs on the different mechanisms. Hence, it is recommended that at least once at every six months, a meeting of the Task Force should take place in a time that is not prohibitive for children. For these meetings, children that are part of the Child Forum should participate – not only the facilitators but also the children. One suggestion could be that the Task Force meets at one of the schools of the city/district/village, creating the possibility for children to be heard. In the same line, the initiative should guarantee that representatives of NGOs participate and are empowered to suggest public policies for children.

**Rec. 2:** The Ministry of Women Empowerment and Child Protection should maintain and make available a list of focus points for the initiative. Today, it is not possible to identify who are the responsible for the CFC/D initiative at city and district levels.

### Child Participation

**Rec. 3:** Despite the fact that most visited places have active Child Forums, and other forms of child participation, the Ministry of Women Empowerment and Child Protection should try to guarantee the involvement of younger children in some of the meetings. Trained facilitators should guide this participation so the younger children can participate in discussions that are appropriate for their age. The objective is to start getting them ready to participate in the decision making process in their communities.

In the same line, the Child Friendly Initiative should guarantee the participation of the most vulnerable children, including those with disabilities. The existing Child Forums could be used to identify the most vulnerable children in their communities and to bring them to the meetings.

**Rec. 4:** The use of facilitators has proven to be very effective in the child forums. In this sense, the Ministry of Women Empowerment and Child Protection should allocate resources for training new and current facilitators for the forums. The use of facilitators and the development of their capacity should be considered continuous processes. Possible facilitators are volunteers from NGOs, teachers, and members of the community. A manual on child forum/child participation could be developed to train facilitators, and to suggest activities to be developed in the child forums, and other spaces that are constructed to highlight child participation.

### Indicators and Data Management System

**Rec. 5:** The Ministry of Women Empowerment and Child Protection should change how indicators are used in the initiative; adapting the CFC/D language to a more results based approach. The recommendation is to use a model similar to the Millennium

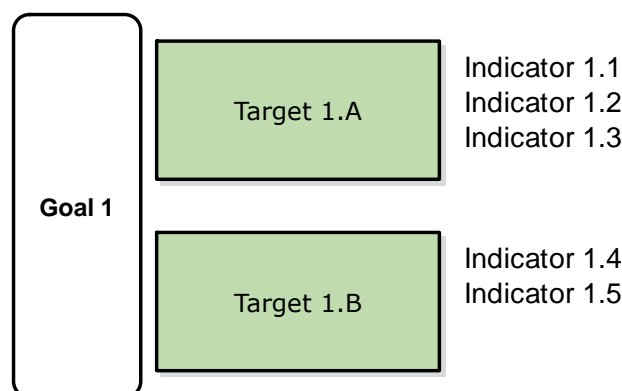
Development Goals (MDGs), where each area – amongst the existing six<sup>19</sup> – has its own targets to be reached by the city/district, and then, indicators are used to measure those targets (Figure 4 depicts the overall idea for this recommendation). In this sense:

Goals would be created to correspond to the six existing areas.

Targets would be the same for all the cities and districts, and would be based on the national targets. For example, a target in the area of education could be “By 2016, increase by 50% the number of child friendly schools”. In the area of *Basic Health and Welfare* could be “By 2016, increase in 80% the number of houses with access to clean water”. These targets should be constructed with representatives of other Line Ministries and should reflect the national priorities of all areas involved in the CF initiative. The baseline of each city/district would set the final target to be achieved. If one city has a baseline of 10 child friendly schools, its target would be by 2016 reaching 15. In another case, if a city has 30 child friendly schools, its target would be 45.

The indicators (see Rec 7) would be used to monitor the targets at yearly basis, without the need of having the annexes (see Rec. 9), and at the end of the cycle they would be also used to the evaluation of the cities and districts. The list of final indicators would depend on the targets to be selected.

Figure 4: Connection Goals, Targets and Indicators



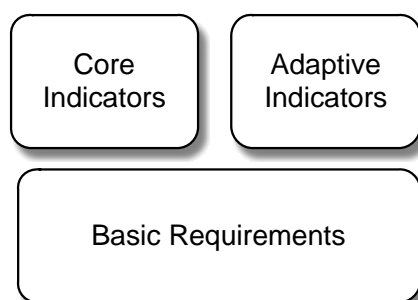
**Rec. 6:** The Ministry of Women Empowerment and Child Protection should develop guidance/manuals for the overall initiative, and each Goal, Target and Indicator (Rec. 5) in order to avoid misunderstandings about them, and to guarantee the uniformity of the initiative. The Ministry should work in close collaboration with other Line Ministries and the Central Bureau of Statistics to construct the manuals.

**Rec. 7:** The indicators should be re-evaluated and they should be divided into two groups: (i) indicators that are mandatory and cannot be adapted and changed [**core indicators**]; (ii) indicators that aggregate to the first group, and have the possibility to be adapted according to the reality of the city/district [**adaptive indicators**]. In creating two sets of indicators the initiative is able to compare different cities and districts, if necessary, and also increase the reliability of the initiative since the participants will have a unique group of indicators to be judged. Besides, a third building block for the initiative should be

<sup>19</sup> Institutional Strengthening and Child Rights, subdivided into: (i) Civil Rights & Freedom; (ii) Family Environment and Alternative Care; (iii) Basic Health and Welfare; (iv) Education, Leisure and Culture; and (v) Special Protection.

basic requirements that each city should have in order to participate in the process (Figure 5). For example, the existence of the Task Force, the child forum, and decrees at local level should not be used as indicators, but as basics requirements for the city or district.

Figure 5: Proposed Groups of Indicators in the CFC/D initiative



Some of the indicators, specially the ones from the second group could be qualitative indicators where the city/district could collect and send to Jakarta. For example, a form could be created by the Ministry of Women Empowerment and Child Protection to be filled out during the participation of children in the Task Force (see Rec. 2). At the end of the 2-year process (Rec. 9) the city/district could upload this form on the data management system (Rec. 8) to start the evaluation process. The use of qualitative indicators to be collected by the population is frequently used in the child friendly initiative implemented in Brazil (see Annex 7 for more details).

**Rec. 8:** The Ministry of Women Empowerment and Child Protection should facilitate the development of an online system where cities and districts could update their indicators and upload annexes, when necessary. With today’s technology a system would be relatively simple to develop and would allow the information to be easily available for those that are not part of the initiative, increasing transparency and the efficiency of the process. At city/district level, managers would have a unique password to access the system and do the updates. An online system would also reduce the inconsistency of the indicators, increasing the reliability of the process (see Rec. 5)

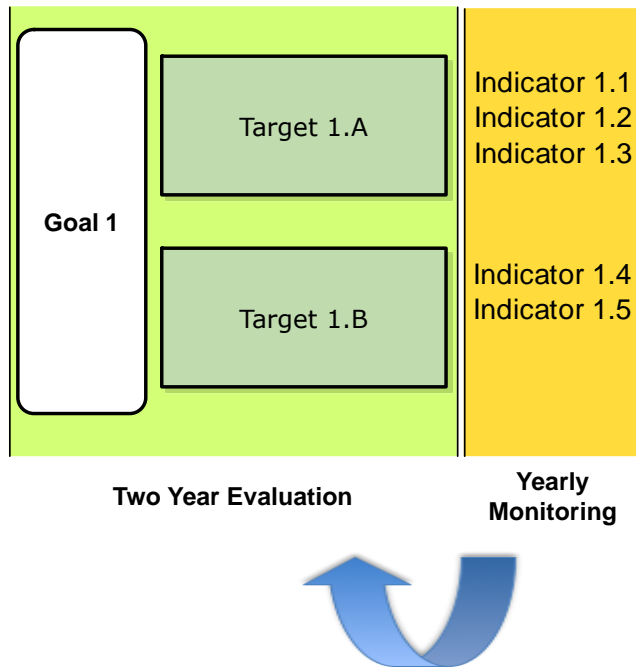
Evaluation:

**Rec. 9:** The yearly evaluation of the cities and districts is cumbersome, it is a burden for them, and is not efficient to measure changes in some of the indicators. Furthermore, to proper conduct evaluations at yearly basis, a dedicated team would be necessary to be working constantly in evaluating the indicators and visiting the sites. At the present moment, the evaluation of the cities/districts is done without the needed rigor, and without the necessary feedback to the participants. In that sense, **the recommendation would be to restructure the process to expand the initiative to a two-year cycle**<sup>20</sup>. At the end of the first year the cities/districts would only updated the indicators (see Rec. 8), without the annexes. At the second year, the cities/districts would update the indicators, plus upload some annexes in the system. The indicators would still be the basis for the evaluation, but the evaluation team would have more time to measure advances in terms of targets and goals for the cities and districts (Figure 6).

---

<sup>20</sup> A longer time (3 or 4 years) is also possible, as long as constant monitoring of the indicators and feedback to the cities and districts is performed.

Figure 6: Proposed times for monitoring indicators and possible results



**Rec. 10:** The initiative should have as one of its objectives to identify the subjects where the cities and districts have to advance more, and provide them with feedback. As one of the interviewees mentioned: the focus of the initiative should be on improving the worst off areas, not only in recognizing the best ones. In that sense, the feedback for the cities and districts is essential and should be done as soon as the monitoring process is completed, and when the evaluation is finalized. The Ministry of Women Empowerment and Child Protection should also inform other Line Ministries about the results, and the possible areas that were identified as necessary for improvement.

Sustainability of the initiative

**Rec. 11:** The Ministry of Women Empowerment and Child Protection should be more present in those cities and districts that are part of the initiative, guaranteeing constant training for those involved in the government, and should also be in those that are not part, but might be interested. With today’s technology, the Ministry should organize online trainings and workshops to motivate the cities and districts, and to keep the capacity building at local levels. In the same line, in those places that are not in the CFC/D process, the presence of representatives of the Ministry can create the curiosity about the process, and increase the engagement on it. In this sense, there is a need to strength the internal and external communication component of the CFC/D initiative.

**Rec. 12:** Most of actors with active presence in the initiative are from the central and local governments. The Ministry of Women Empowerment and Child Protection should engage other institutions outside the government to be part of the initiative, at national and local levels. For example, as suggested by Boothby and others (Boothby, Stark, Simmons, & Chu, 2009), a long-term engagement of universities and research centres could work in all the phases of the child friendly city/district process; helping in the sustainability of the initiative, transferring knowledge and technologies to the local government, and using the information to perform studies and analysis. Besides, a higher external presence would also improve the transparency of the CFC/D strategy, and increasing its reliability.

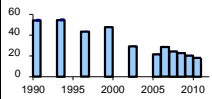
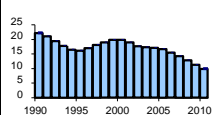
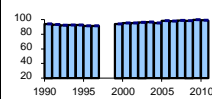
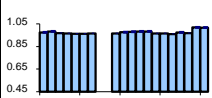
**Rec. 13:** As mentioned in the findings section of this document, the initiative is sometimes criticized because cities and districts that still have many child rights' problems start calling themselves "Child Friendly". In order to avoid that, a new branding should be developed for the initiative. A simple solution would be to change the name of it, and start using that the city/district is "Working towards becoming a Child Friendly City/District". This is a simple way to recognize that the site still needs to improve the policies and actions for children. Besides, a strong communication campaign should be done before the initiative cycle begins, and after it ends (Rec. 9). Much of similar child friendly initiatives around the world are successful because they create incentives to cities to engage and keep participating. Much of these incentives are related to communication, i.e., campaigns that portrait the advantages of being a child friendly city, and the recognition of those cities that achieve this status.

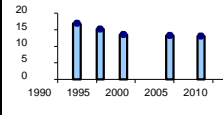
**Rec. 14:** In line with Rec. 13, the Ministry of Women Empowerment and Child Protection should work closer to the cities and districts, guaranteeing that the use of the expression "child friendly" has a supervision and agreement from the Ministry, avoiding the expression to be used without the endorsement from the Ministry. This creates uniformity in the initiative and acts as a quality control mechanism.

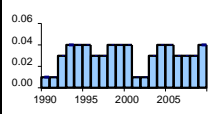
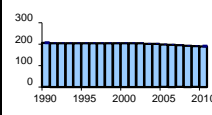
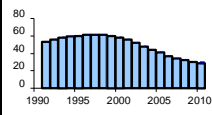
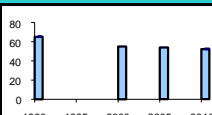
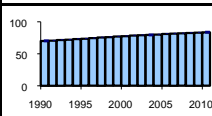
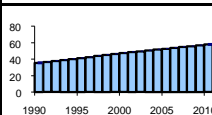


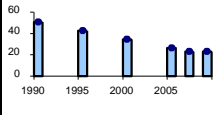
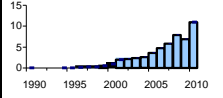
## Annexes

### Annex 1: MDG Overview for Indonesia

<b>MDG Country Progress Snapshot: Indonesia</b>											Last update: Dec. 2013	
Goals and Targets	Indicators	First Year		Latest Year		Percent- age Change	Country Progress		Region Latest Data: South-eastern Asia			
		Value	Year	Value	Year		Level <sup>1/</sup>	Chart	Value	Year		
<b>Goal 1: Eradicate Extreme Poverty and Hunger</b>												
Reduce extreme poverty by half	Proportion of population living below \$1.25 (PPP) per day (%)	54.3	1990	18.1	2010	-67	high poverty		14.3	2010		
Reduce hunger by half	Proportion of population below minimum level of dietary energy consumption (%)	22.2	1991	9.1	2012	-59	moderately low hunger		17.8	2010-2012		
<b>Goal 2: Achieve Universal Primary Education</b>												
Universal primary schooling	Net enrolment ratio in primary education (enrollees per 100 children)	94.6	1990	99.0	2011	5	high enrollment		95.6	2011		
<b>Goal 3: Promote Gender Equality and Empower Women</b>												
Equal girls' enrolment in primary school	Ratio of girls to boys in primary education	0.96	1990	1.02	2011	6	parity		0.99	2011		

Women's share of paid employment	Share of women in wage employment in the non-agricultural sector (%)	29.2	1990	32.9	2010	13	medium share		38.6	2011
Women's equal representation in national parliaments	Proportion of seats held by women in national parliament (single or lower house only - %)	12.4	1990	18.6	2013	50	low representation		18.0	2013
<b>Goal 4: Reduce child mortality</b>										
Reduce mortality of under-five-year-old by two thirds	Under-five mortality rate (deaths of children per 1,000 births)	83.8	1990	31.0	2012	-63	low mortality		28	2012
<b>Goal 5: Improve maternal health</b>										
Reduce maternal mortality by three quarters	Maternal mortality ratio (maternal deaths per 100,000 live births)	600	1990	220	2010	-63	high mortality		150	2010
Access to universal reproductive health	Contraceptive prevalence rate (percentage of women aged 15-49, married or in union, using contraception)	49.7	1991	61.9	2012	25	moderate access to reproductive health		62.9	2011
	Unmet need for family planning (percentage of women aged 15-49, married or in union, with unmet need for family planning)	17.0	1991	11.4	2012	-33			12.8	2011

<b>MDG Country Progress Snapshot: Indonesia</b>											Last update: Dec. 2013	
Goals and Targets	Indicators		First Year		Latest Year		Percentage Change	Country Progress		Region Latest Data: South-eastern Asia		
			Value	Year	Value	Year		Level <sup>1/</sup>	Chart	Value	Year	
<b>Goal 6: Combat HIV/AIDS, malaria and other diseases</b>												
Halt and begin to reverse the spread of HIV/AIDS	HIV incidence rate (number of new HIV infections per year per 100 people aged 15-49)		0.01	2001	0.04	2011	300	low incidence		0.03	2011	
Halt and reverse spread of tuberculosis	Incidence rate and death rate associated with tuberculosis	Number of new cases per 100,000 population	206	1990	187	2011	-9	low mortality		210	2011	
		Number of deaths per 100,000 population	53.0	1990	27.0	2011	-49			28	2011	
<b>Goal 7: Ensure environmental sustainability</b>												
Reverse loss of forests	Proportion of land area covered by forest (%)		65.4	1990	52.1	2010	-20	high forest cover		49.3	2010	
Halve proportion without improved drinking water	Proportion of population using an improved drinking water source (%)		69.8	1990	84.3	2011	21	moderate coverage		89.0	2011	
Halve proportion without sanitation	Proportion of population using an improved sanitation facility (%)		35.3	1990	58.7	2011	66	low coverage		71.0	2011	

Improve the lives of slum-dwellers	Proportion of urban population living in slums (%)	50.8	1990	23.0	2009	-55	moderate proportion of slum-dwellers		31.0	2012
<b>Goal 8: Develop a global partnership for development</b>										
Internet users	Internet users per 100 inhabitants	0.0	1990	15.4	2012	-	moderate usage		23.6	2011
<p><b>The MDG Country Progress Snapshot</b> provides an overview of the progress achieved at country level since 1990 towards the Millennium Development Goals. The snapshot is intended mainly to provide the international community easy access to the information and are not meant to replace in any way the country profiles produced at the national level in several countries. They are also meant to reflect the contribution of country-level progress to the global and regional trends on progress towards the MDGs.</p> <p>The data used in the snapshot are from the MDG global database (<a href="http://mdgs.un.org/unsd/mdg/Data.aspx">http://mdgs.un.org/unsd/mdg/Data.aspx</a>). The metadata and responsible agencies can be found on <a href="http://mdgs.un.org/unsd/mdg/Metadata.aspx">http://mdgs.un.org/unsd/mdg/Metadata.aspx</a>. Sources of discrepancies between global and national figures are due to, among others, different methodology and definitions or different choice of data sources. At the global level, the monitoring of the progress aims to ensure better comparability of data among countries. Country can contact the responsible agencies for resolving data discrepancies.</p> <p><b>Note:</b> 1) The country progress level indicates the present degree of compliance with the target based on the latest available data. The technical note on the progress level can be found at <a href="http://mdgs.un.org/unsd/mdg/Resources/Static/Products/Progress2012/technicalnote.pdf">http://mdgs.un.org/unsd/mdg/Resources/Static/Products/Progress2012/technicalnote.pdf</a>.</p>										

## **Annex 2: Summarized Agenda and Interviewees during Field Trips**

### **Surakarta/Solo**

#### **1. Meeting with Bappeda team :**

- Head of Bappeda : Agus Joko Witiarso
- Social and Culture Division Head-Bappeda : Enny Rosana
- Bappeda staff: Ari Yeppy Kusumawati
- CFO UNICEF Java : I Made Sutama

#### **2. Meeting with Mayor of Solo :**

- Mayor of Solo : FX Hadi Rudyatmo
- Head of Bappeda: Agus Joko Witiarso
- Head of Bappermas: Anung Indro Susanto
- Head of Population and Civ Registration: Suwanto
- Expert team of Mayor : Widdi Srihanto
- Cooperation Division Head-Mayor Office: Jonny Hari Sumantri
- Social and Culture Division Head-Bappeda : Enny Rosana
- Bappeda staff: Ari Yeppy Kusumawati
- CFO UNICEF Java : I Made Sutama

#### **3. Meeting with Task Force team-Bappeda Office:**

- Led by Head of Bappeda and CFO UNICEF Java
- Atended by 37 members of Task Force team, consist of : Bappeda team, CFC technical advisor, 3 local NGOs, Police officer, Prohibition Office, Penitential Office, Academician/ University Research team, Bappermas team, Social Welfare Office, Education Office, Transportation and Communication Office, Archive Office, Religion Affairs, Child Forum Committe with facilitators, CP SBA facilitators

#### **4. Meeting with Bappermas team :**

- Head of Bappermas: Anung Indro Susanto
- Child Protection Division Head-Bapermas: Pratiwi and her staf Siti
- CFO UNICEF Java : I Made Sutama

#### **5. Visit to Village Integrated Service Center for Victims of Violence (PPT) at Jebres, met and discussed with Head of Village and Head of PPT**

#### **6. Visit to Child Center (Taman Cerdas) Mojo Songo Village: met and discussed with coordinators and committe members**

#### **7. Visit to Pre-school Al Firdaus Solo: discussed with teachers team and exposed 12 learning stations**

#### **8. Visit to Elementary School no. 15 Solo: discussed with headmaster and teachers, exposed school facilities, and interacted with students**

#### **9. Visit to Private Hospital in Solo : discussed about mechanism on birth registration and studied the online registration with person in charge**

10. **Visit to private community health center/ maternal and delivery clinic:** discussed about mechanism on birth registration with person in charge
11. **Visit to Public Community health center in Manahan:** discussed with doctor and the team, and exposed child friendly facilities
12. **Visit to Lactation room at Train station Balapan:** interacted with in-charge midwife
13. **Discussion with Solo Child Forum :** observing Forum's meeting, interacted with 14 committee members and their 4 facilitators, interviewed with 2 members, attended by Siti from Bapermas and CFO UNICEF Java

### **Poliwali Mandar**

1. **Bappeda office - Meeting with Bappeda team :**
  - Head of Bappeda : Kallang
  - Social and Culture Division Head-Bappeda : Agustiani
  - Bappeda staff: Aco
  - CP Staff -UNICEF South Sulawesi: Tria Amelia
2. **Bupati office - Meeting with Bupati of Poliwali Mandar :**
  - Bupati of Poliwali : Ibrahim
  - Head of Bappeda: Kallang
  - Social and Culture Division Head-Bappeda : Agustiani
  - CP Staff -UNICEF South Sulawesi: Tria Amelia
3. **Bupati Office - Meeting with relevant sectors and village representation:**
  - Bupati's assistant (Darwin Badaruddin) and the head of Women Empowerment office (Hartini), attended by 22 participants, consist of : Bappeda team, BKKBPP team, CFC initiator and facilitators, village head from 2 pilot child friendly Villages, academician (Mandar Institute), Social Welfare Office, Education, Youth and Sport Office, Child Forum Committee from 2 villages
4. **Visit to Papandanga Village, pilot model community based child friendly village,** accompanied by Agustiani and Aco (Bappeda) and Harsani (BKKBPP), met and discussed with Head of Village, interaction with child forum, visiting community based pre-school, and interaction with teacher and student of Papandanga elementary school

### **Aceh Besar**

1. **Bappeda office - Meeting with Bappeda team :**
  - Head of Bappeda : Surya Yarendra
  - Vice head of Bappeda: Zakariah
  - Social and Culture Division Head-Bappeda : Akhi Hasanuddin
  - Visited Data and Info center (Bappeda office), explained by Zakariah
2. **BKSPPPA Office - Meeting with head of BKSPPPA and his team:**
  - Head of BKSPPPA : Fandi

- Secretary : Marzuki
  - CFD focal point : Irna
  - Akhi Hasanuddin (Bappeda)
3. **Junior High School – Peukan Bada, child friendly school model**, met and discussed with head master, Muhardi, accompanied by Akhi Hasanuddin (Bappeda) and Irna (BKSPPPA), also consult with a member of child forum of Ajun village and 2 students forum
  4. **Community Center, Lamlumpu Village** : 1 of 6 pilot child friendly village, met with child forum committee.

### **Balikpapan**

1. **Meeting with Balikpapan Child Forum**
  - Pandu Wicaksono ; Previous CF chairperson
  - Ade Mansoer:
  - Ridho
2. **Consultative meetings with BPMPP&KB, Bappeda, Health office, and attended by provincial women empowerment body who came down from Samarinda the capital**
  - Provincial women empowerment : Ardiningsih (head) and her 2 staff
  - Balikpapan BPMPP&KB: Pratitis (secretary), Santi (CP division head) , and 2 staff
  - Social and Culture Division Head-Bappeda : Pranti Firdaus
  - Health office: Sri Juliati
  - 2 child forum committee: Ridho and Siti
3. **Visit to child forum Balikpapan at community hall and library**
  - Pandu, Ade, Ridho, Siti, Agus
4. **Visiting school that nominated for green generation award and child friendly school**
  - Headmater, teachers, students of Green generation team
  - Pandu, Ade, Siti and evaluation team

### Annex 3: List of Indicators

The table below compares the original indicators with those found in the visited sites. Blank spaces in the first column represent cases where the city/district/village has added indicators to the original list.

Original Indicators (Decree 12/2011)	Solo	Poliwali Mandar	Aceh Besar	Balikpapan
<b>(I) Institutional strengthening indicators:</b>	<b>Interpreted by Solo in Evaluation form</b>	<b>Child Village Initiative</b>		
1. Existence of legislation and policies for the fulfillment of children's rights;	Same. Hierarchy of local regulation: City regulation, Mayor regulation, Mayor instruction, Mayor decree, and other initiatives/ Mayor policies. Solo put list of other related report at the end, such as, modules, profile of Solo, reports of workshops and trainings, situation analysis of mother and children,	Existence of village regulation for child protection and child rights fulfillment	Same. Mentioned about Bupati's regulation on CFD and all relevant regulations and policies at District and Province level	Same. Mentioned about all relevant regulations, Mayor's decrees, and Mayor's circulars.
2. Percentage of the budget for the fulfillment of children's rights, including the budget for institutional strengthening;	Only actual amount per cluster, not percentage	Available funds for child protection and child rights fulfillment in Village development budget	Only mentioned actual amount per activities allocated by every office, not percentage	Only stated actual amount per activities allocated by every office, not percentage. Also answered all questions from Ministerial guideline
3. Number of legislation, policies, programs and activities that receive input from the Children's Forum and other groups of children;	Same indicator, plus the number of child forums established but not mentioned number of children involved in every forum	Available social fund from community for child protection and child rights fulfillment	Same, plus # of child forums established and # of children involved in every forum	Same, and stated # of child forum established
4. Available human resources (HR) CRC trained and able to implement children's rights into policies, programs and activities;	Same, detail number provided	# of facilitator/ service providers at school, health center, ECD center trained on child rights	Same, mentioned # of government staff trained within a year	Same, by answering questions from Ministerial guideline
5. Available child data disaggregated by sex, age,	Same	Available child data disaggregated by sex, age,	Same, the detail disaggregated data is	No data presented



<b>Original Indicators</b> (Decree 12/2011)	<b>Solo</b>	<b>Poliwali Mandar</b>	<b>Aceh Besar</b>	<b>Balikpapan</b>
and sub-districts;		and school grade	enclosed from BPS (statistic management bureau) and input into DevInfo program under Bappeda	
6. Involvement of community organizations in the fulfillment of child rights	Same, type and number	% village staff trained on child rights	Same, type and # of child beneficiaries	Same, mentioned all types of community organization in town but no data of child beneficiaries
7. Involvement of the business community in the fulfillment of child rights	Same, type and # of support but not explanation on the sustainable support	Involvement of children's groups that promote their participation and creativity (child forum)	Same, type and # of support but no names of companies/ community organization	Same, mentioned all companies that supported CFC program
8.		Available child care groups (adults)		
9.		Available contribution of business community for child growth, development and protection		
10.		Available AL Quran class/ forum for children at sub-village level		
11.		Village development plan document contain pro program and activities on child protection and child rights fulfillment		
<b>(II) Cluster of child rights (five clusters):</b> <i>II.1 Civil rights and liberties; indicators:</i>	<b>Solo</b>	<b>Poliwali Mandar</b>	<b>Aceh Besar</b>	<b>Balikpapan</b>
1. Percentage of children who registered and own birth certificate;	Same, information is detailed in attachment sent to Jakarta	Percentage of children own birth certificate	Same, mentioned percentage of girls and boys, detailed in attachment	Mentioned total number of children received birth certificates, no %
2. Child-friendly facilities available information;	Same, except no detail # of child beneficiaries and per facilities	Available info media on child protection and child right fulfillment.	Same, except no detail # of child beneficiaries and per facilities (detailed in attached document from every sector)	Same, except no detail # of child beneficiaries and per facilities

<b>Original Indicators</b> (Decree 12/2011)	<b>Solo</b>	<b>Poliwali Mandar</b>	<b>Aceh Besar</b>	<b>Balikpapan</b>
3. Number of groups of children, including the Children's Forum, which are present in the district / city	Same	Not available	Same, but not detailed	Same, with detail # of child committee members involved, and names of program organized by child forums
<b>(II) Cluster of child rights (five clusters):</b> <i>II.2 Family environment and alternative care</i>	<b>Solo</b>	<b>Poliwali Mandar</b>	<b>Aceh Besar</b>	<b>Balikpapan</b>
1. Percentage of first marriage under the age of 18 (eighteen) years;	Only number, no percentage	Percentage of first marriage under the age of 18	same, put percentage and effort to reduce	No data available, only mentioned 'decrease'
2. Agency consultations available for parents / families on parenting and child care	Same, detail with # of child beneficiaries	Available village health center that provide consultations on parenting and child care	Same, no available child beneficiaries	Same, detail with # of child beneficiaries
3. Available child welfare agencies.	Same, detail with # of child beneficiaries	# of poor families with under 18 children who received health insurance scheme from national and District	Same, detail with # of child beneficiaries	Same, detail with # of child beneficiaries
4.		Available ECD center with holistic and integrative approach		
5.		Available volunteer social workers at village level trained on child rights		
<b>(II) Cluster of child rights (five clusters):</b> <i>II.3 basic health and welfare</i>	<b>Solo</b>	<b>Poliwali</b>	<b>Aceh Besar</b>	<b>Balikpapan</b>
1. Infant Mortality;	Same	Infant Mortality rate	Same, mentioned the rate with efforts to reduce	Same, with reason of death
2. Prevalence of malnutrition in children under five;	Same	# of children have malnutrition and severe malnutrition	Same, number of cases and explained mechanism to respond and to prevent	Same, answering all questions
3. Percentage exclusive breastfeeding (ASI);	Same	# of mother with exclusive breastfeeding.	Same, no percentage, only name of program/activities	Same, 100%
4. Number of "Corners" available for breastfeeding	Same	# of breastfed mothers practice early initiation on	Same, no facilities yet	Same, mentioned detailed places

<b>Original Indicators</b> (Decree 12/2011)	<b>Solo</b>	<b>Poliwali Mandar</b>	<b>Aceh Besar</b>	<b>Balikpapan</b>
(breastfeeding space); lactation room		breastfeeding		
5. Percentage children fully immunized (basic immunization - BCG, DPT 3 times, HB 3 times, 4 times Polio, and Measles 1 times);	Same	Percentage children fully immunized	Same, mentioned percentage	Same, % and name of efforts
6. Number of agencies that provide reproductive health services and mental (incl. counseling);	Same	Available child and maternal health post in every sub-village	Same, mentioned agencies and # of cases handled	Same, mentioned agencies only
7. Number of children from poor families with access to improved welfare;	Same, detail	Percentage children losing weight within 3 consecutive months	Same, mentioned name of program and beneficiaries	Same, mentioned agencies and # of child beneficiaries
8. Percentage of households with access to clean water	Same, minus efforts	# of households with access to clean water	Same, mentioned percentage minus efforts	Same, mentioned percentage and efforts
9. Smoking free areas	Same, in public space/ facilities	Available Smoking free areas	Same, mentioned # of public space/ facilities	Same, mentioned # of public space/ facilities
10.		Percentage certificate for infant mortality		
<b>(II) Cluster of child rights (five clusters):</b> II.4 Education, use of leisure, and cultural activities	<b>Solo</b>	<b>Poliwali</b>	<b>Aceh Besar</b>	<b>Balikpapan</b>
1. Enrolment rates of early childhood education;	Same, % over 100	Gross enrolment rate of ECE, enrolment rate of ES, JHS, SHS	Same, no rate only # of students and pre-schools	Same, # of pre-schools
2. The percentage of compulsory education 12 (twelve) years;	Same, % over 100	Available budget for playground and library for children	Same, no rate # of students and schools	Same, % per level
3. Percentage of child-friendly schools;	Number of CFS, no %	Available data of drop out school children (EL, JHS, SHS), available data of non-attended school children or non-continued high school children	Number of CFS, no % only # of schools and some policies	No %, only name of schools with the initiative, and efforts so far

<b>Original Indicators</b> (Decree 12/2011)	<b>Solo</b>	<b>Poliwali Mandar</b>	<b>Aceh Besar</b>	<b>Balikpapan</b>
4. The number of schools that have the programs, facilities and infrastructure child's travel to and from school , and	Same	# school with child friendly school program	Same, mentioned # of schools and efforts	Same, mentioned # of schools and efforts especially transportation (school bus)
5. Available facilities for creative activities and kid-friendly recreation, outside of school, which is accessible to all children. Playgrounds and activities for children.	Similar but double data with indicator # 9	Curved time for studying for children	Mentioned name of program from several departments/offices	Mentioned name of program from several departments/offices,
6.		Available Village health post with early detection service for drug abuse by children		
7.		Available curriculum to support talent development of students		
8.		Available curriculum on child-pro local culture and wisdoms		
9.		Available teachers recruited from the respective village for formal and non-formal education		
10.		Available village team on anti-drug movement		
11.		Routine socialization on the risk of drug abuse and HIV / AIDS from government and law enforcers		
<b>(II) Cluster of child rights (five clusters):</b> II. 5 Special protection	<b>Solo</b>	<b>Poliwali Mandar</b>	<b>Aceh Besar</b>	<b>Balikpapan</b>
1. Percentage of children who require special protection and services;	Number of cases, not %. But the requirement from Ministry only the numbers	Available save house in the village as integrated service center for women	Number of cases, not %. But the requirement from Ministry only the numbers	100% but no detail data

<b>Original Indicators</b> (Decree 12/2011)	<b>Solo</b>	<b>Poliwali Mandar</b>	<b>Aceh Besar</b>	<b>Balikpapan</b>
		empowerment and child protection		
2. Percentage of cases of children in conflict with the law (ABH) is solved by the approach of restorative justice (restorative justice);	Number of cases, not %. But the requirement from Ministry only the numbers	Available special room in the village for resolving conflict involving children, for meeting the perpetrator and victim, facilitator by parents, police, social worker, local NGO, women empowerment office and social welfare office	Number of cases, not %. But the requirement from Ministry only the numbers	No available data
3. Disaster management mechanism that takes into account the interests of the child, and	Same	Number of social worker or local NGO working with police	Same, mentioned activities and # of participants	Same, mentioned the program
4. Percentage of children involve in worst forms of child labour.	Same, detail	Not reported	No number, only explained the efforts	100% with no detailed data

## **Annex 4: Core interview questions**

### **National Government:**

#### 1. General Implementation:

- How is the Child friendly initiative being implemented in the country?
- How is UNICEF being part of this initiative?
- Is the competition a good strategy? Why?
- Who is in charge of deciding who is awarded and who is not?

#### 2. Results:

- Did the Child friendly initiative contribute to changes for children? How? Examples/evidences
- I read in a newspaper article that despite some cities were awarded as child friendly, the Minister for Women's Empowerment and Child Protection, said in July last year that "no city in Indonesia can be described as a child friendly city"<sup>21</sup>. Why is that?
- How the initiative addresses inequality problems in terms of the most vulnerable children/populations?

#### 3. Lessons Learnt:

- What did it work in the initiative?
- What did not work in the initiative?
- Any lessons of what has to be adjusted in the future?

### **City Officials**

#### 1. Results for children:

- What has changed after the city has started participating in the child friendly initiative?
- Did it result in positive changes for children? How? Examples.
- How did the Child friendly initiative contributed to these changes?

#### 2. Children Participation:

- Are children being consulted at regular basis? How do they participate?
- Is there a formal mechanism of consultation?
- When was the last time this mechanism was used?
- Can you give me an example of a process that children influence/participate in the decision-making?

#### 3. Action Plan:

- Are there local action plans for children (municipal/district plans)? In which areas?
- Do they have goals and targets?
- How do they fit into the national agenda?
- How was the strategy developed? Did it include children? How?

---

<sup>21</sup> <http://en.tempo.co/read/news/2013/07/24/055499454/Indonesia-Has-No-Child-Friendly-Cities-Minister-Says> Accessed Feb 26, 2013.

- Is the strategy available? Is it available on the Internet/printed?
- Does the Strategy cover all children in the city, with special attention to children who may be socially excluded or marginalised? How?
- Did the city/district consider children in its city budget? How? Did children or other groups participate in the development of the budget?
- How does the city keep track of the 28 indicators that are part of the initiative?
- Were the indicators used to help in the city plan? How?

#### 4. Coordination Mechanism / Task Force:

- Is there a unit to coordinate the CFC initiative? Who is part of it? Is it constant? Who coordinates?
- Does the local government support it? How?
- How is the interaction between the coordination mechanism and children?

#### 5. UNICEF/Government support

- Who helped the city/district in the child friendly city initiative? How?
- Did city officials receive any training for the initiative? From whom? When? What type of training?

#### 6. Lessons Learnt:

- What did it work in the initiative?
- What did not work in the initiative?
- Any lessons of what has to be corrected in the future?

## **Annex 5: Main Governmental Actors Involved in the CFC/D**

### **National Development Planning Board – Bappenas (*Badan Perencanaan Pembangunan Nasional*)**

Bappenas' role was set out through Presidential Decree No. 138 in 1999 to provide oversight to a broad range of national development plans related to economic, infrastructure, human resources, natural resources, development budgeting, and administration. Bappenas oversees the allocation of cash and block grant funds as well as conducts evaluations of programs at the national level. Nationally, the Bappenas does not have a significant role in the Child Friendly Initiative. The Bappeda is the equivalent institution at province, city and district levels.

### **The Ministry for Women's Empowerment and Child Protection – KPPPA**

KPPPA is the Ministry that holds the child friendly initiative in Indonesia. According to Boothby and others (Boothby, Stark, Simmons, & Chu, 2009), the KPPPA does not participate directly in service delivery, nor is it structured or mandated to do so. Instead this coordinating body that facilitates policy development and implementation in areas of health, education, social welfare, child development and child participation, collects secondary data on issues of violence, abuse, trafficking and exploitation received from other agencies. The BPPPA or equivalent names represents the Ministry of Women's Empowerment and Child Protection at local level (cities and districts).

### **Provincial, District and City Secretary – Sekda**

The Secretariat has the main task to assist the Mayor/Bupati in performing the tasks of governance, development, organization and policies, and provides administrative services to the entire government agencies. Since KLA captures cross-sector works, the Secretary plays very important roles in bridging the coordinative linkage among all related sectors under its authority.

### **Regional, District and City Board for Planning and Development – Bappeda (*Badan Perencanaan Pembangunan Daerah*)**

Bappeda has a large role in coordinating departments at their respective administrative levels since funding is allocated from the national level to the local Bappeda office, which then allocates funds to the relevant government partners. In the Child Friendly Initiative, the Head of Bappeda is responsible for carrying out the coordination of the KLA Task Force. In administrative terms, the Bappeda office is situated under the Mayor/Bupati's office.

**Regional, District and City Women Empowerment and Child Protection Body -- BPPPA (*Badan Pemberdayaan Perempuan dan Perlindungan Anak*) or other similar nomenclatures**, such as Bapermas PPPA and KB (Community empowerment, women empowerment, child protection and family planning), or BKKB and PP (Coordination body for family planning and women empowerment), or BKSPP & PA (Family Welfare, women empowerment and child protection body)



In those cities and districts that are part of the CFC/D initiative, the BPPPA or other names in different cities/districts, functions as the secretariat of the KLA Task Force, coordinates the meetings, and supports the Child Forums. In practical terms, the BPPPA office facilitates the data collection for the indicators, which are submitted to the Bappeda office, which, with the consent of the Mayor/Bupati, sends them to the Ministry of Women Empowerment and Child Protection.

## Annex 6: Description of the Child Friendly Initiative in the sites visited

### 6.1 Surakarta (Solo)

Surakarta is a city located in the Central Java region, predominantly urban. The city was selected as a pilot city for the Child Friendly initiative back in 2006, and has implementing the CFC framework since then, with emphasis on the period post 2009. Until now, the city has 5 local regulations related to CFC, 11 Mayor's regulations, 14 Mayor's decrees, and 3 policies/initiatives. Additional 1 Mayor's decree and 1 policy were adopted last year.

#### A) The Coordination Mechanism/Task Force

The Child Friendly Initiative in Surakarta is coordinated by the *Bappeda Office*, which also coordinates the Task Force for the CFC. The Task Force was created by a Mayor's Decree, and meets at quarterly basis. According to the interviews, it discusses public policies for children, increasing the chances of cross-sector policies to be adopted in the city, and creating solutions that are not only responsibility of one sector.

Members of the task force include the city representatives from education, health, public security, Bappeda and Bappemas, as well as Universities, NGOs and representatives from the City Child Forum. The Task Force is secretariat by the *Bapermas Office*.

While participation in the Task Force is guaranteed to different groups, influence in the decision making process is not that straight forward. According to representatives from NGOs that are part of the Task Force, the NGOs have influenced little in the process. According to one NGO interviewee that is part of the Task Force, much of the policies are still implemented by the areas without too much synergy, "ego is still a major obstacle in the coordination process". The same view was shared by some children that participated in previous meetings. According to these children, few are the adults, even in the Task Force, that are ready to listen to their opinion, and take them into consideration.

While a representative of a University is part of the Task Force, his participation is also limited. According to this representative, a situation analysis on children was done in 2011, but its results were not discussed in the Task Force, and he does not know if the document was used in planning policies for children. According to the same person, the issue is the lack of reliable data for the city. Same point discussed by the NGO representative that sees lack of data on children as a major issue to develop better public policies not only for children, but for all in the city.

As a matter of fact, data seems to be one issue that ends up affecting not only the development of the activities through the Task Force, but also the reporting that is done yearly by the city. Data on children in Solo is not available from one data source. Each sector has its own data that is later aggregated into a yearly report by Bappeda.

#### B) Action Plan

According to the interviews, the Task Force utilizes the List of Indicators set by the Ministerial Decree 12/2011 as the action plan for the Child Friendly City initiative. The initiative is then integrated into the action plan of the different areas of the city management (health, education, etc.), and has the overall framework guaranteed by the city five-year action plan (ARD).

The city does not have a child budget. According to the interviews, the main reason for that is the fact that the national framework that suggests how local budget should be organized does not allow for the creation of a child budget. The lack of a child budget

### C) Child Participation

The city supports two instances of child forums: one at *city level* – that represents the reunion of representatives from the child forum at the villages – and the *child forums at village level*. At some point, the city has initiated 51 child forums (one in each village of the city). Today, the number has been reduced and the numbers of those that are active are unknown. Each child forum has a facilitator that was trained by the city to work with the adolescents. These facilitators are volunteers, and seem to be the most active participants among the youth of the communities where they live.

According to the children interviewed, at the villages, the meetings for the Child Forum happens at every two weeks. The meetings are a space where the adolescents discuss “simple subjects” such as the condition of the local library, or the need of more play spaces. The meetings and their agendas are communicated to other children in the schools murals, and using new technologies such as SMS, Facebook and Twitter.

The city meeting for the Child Forum meets monthly. When the research team had the opportunity to meet this group, they were in the process of preparing their program for the year. According to the adolescents, the issues that are discussed at the villages is often brought to also be discussed at the city level. One example that was given was the discussion on how to reduce school dropouts in the villages, and how the child forum could help on reducing those numbers.

It is still unclear if the City Child Forum has the opportunity to effectively participate in the Task Force for the CFC initiative. Children from the Forum are invited to participate in meetings, but they usually happen during school days, creating some difficulties for them to be present at the Task Force meeting. One fact that called the attention of the research team was the issue of school dropouts. As mentioned this was discussed at village and city levels, and it was presented to the Task Force as a concern of the children in the city. According to the children in the City Child Forum that were interviewed, they never got a feedback from the education sector on this issue. Therefore, it seems that communication is still a factor that might hinder a strong participation of civil society in the Task Force. The interview with the NGO representative also showed that communication is still a factor that is usually mentioned as need for improvement in the CFC initiative in Solo.

The Child Forum has a close relationship with Bapermas. Besides the training that some facilitators received in the beginning of the process in 2011, the participation of Bapermas staff in the regular meetings seems to be frequent. When asked about this connection, the adolescents that were in the meeting mention they feel more comfortable with the presence of Bapermas than the NGOs. Also, Bapermas has a small budget that is allocated for the activities of the Child Forum. The children that participate in the meetings have the opportunity to allocate the resources for the activities of the group.

While the frequent participation and sponsorship of Bapermas is not a problem, the absence of the NGO and other non-governmental institutions should be taken into consideration. The Forum is a good opportunity to discuss issues that directly affect children and their families, and the presence of an independent view in terms of local public policies should be seen as a positive instance to help children to construct their own opinion about

different subjects. Besides, some of these NGOs have a direct work with local communities, they might be able to respond to some demands, and generate others.

#### D) UNICEF Support

UNICEF support for the initiative in Solo has been constant since 2009. The support is done through the field office located in the region, and involves advocacy, capacity building, policies formulation, and frequent contacts to monitor the progress. The support also involves a close relationship with Bappeda and Bapermas in improving their efforts towards the initiative, and continuous supervision and feedbacks to Solo government.

#### E) Other observations

During the field visit the research team was able to visit some basic services such as school and health posts. In this visits, few were the teachers, doctors, nurses, etc. who knew about the CFC initiative. The same with the adults we informally spoke.

The initial conclusion that the research team reached was related to the manner that the initiative has been implemented in the city: top-down. The city mayor and its support staff know about the initiative and use it as an opportunity to integrate the services, and look for more efficient public policies. However, the ones that implement those policies do not necessarily need to know about the CFC initiative, and how it takes place at higher city level. As long as the services for children are available, and are attending the demand of the population, the ignorance in terms of the CFC initiative is not a problem.

### *6.2 Poliwali Mandar*

Poliwali Mandar is a district located in the West Sulawesi province. The district initiated the CFD initiative in 2011 with UNICEF support through a seminar. The difference between this district and other cities/districts in the country is that the initiative is being implemented at two villages, and not at district level. It is a different concept than the other two cities/districts visited since they both had the implementation at higher level, while at Poliwali Mandar, the implementation was happening from bottom-up.

The framework for those two villages uses the initial 28 indicators developed before the change in 2011. These indicators were adapted to the village reality and were increased to 42 indicators.

#### A) The Coordination Mechanism/Task Force

Due to its peculiarity – being implemented at village level – the CF initiative has not developed a Task Force at the District Level, nor at the villages. The KHPPIA<sup>22</sup> has been a consultative group at village level that tries to coordinate the initiative; as a matter of fact, its members are similar to the CFC task force of other places. According to the interviews, the creation of new task force would imply to the budget allocation and cross cutting structure

---

<sup>22</sup> The union of different institutions at the district level form the KHPPIA mechanism/team. Among them are district level government, NGOs, Universities, Professional organizations, faith based social organizations, and international organizations such as UNICEF, among others. The mechanisms is created through the decree of governor and it functionally is under coordination of provincial Bappeda.

among agencies/ focal point. The KHPPIA mechanism of regular monitoring at Bappeda office happens at quarterly basis, discussing the progress of implementation of government program, including CFC implementation.

In spite of the fact that the District is not embracing the CFD initiative, Bappeda is still the focal point for the child friend initiatives that happen at village level.

#### B) Action Plan

The two villages have no integrated action plan exclusively for the child friendly initiative. The CF initiative is mainstreamed in each sector at village level, as these sectors have a directive to incorporate children issues into their yearly planning document. Each sectors has also the reference to evaluate the progress of their activities, and, as preparation for the coming year, they have to describe why the achievements were slow.

As mentioned, the planning tool used by the villages is based on the national initial indicators for CFC/D, with some changes and adaptations based on the village reality. According to the interviews, one of the challenges for monitoring the indicators is related to the local capacity to understand them, and to create the tools to collect the data. It is important to remember that the data collected at village level is sent to different departments at district level for their use in the district planning.

#### C) Child Participation

There is no child forum at district level, but each one of the two villages that are part of the initiative in the district created a child forum. These forums were created in 2013, and meet once a month. According to some adolescents that participate in the forum, the space is an opportunity to discuss religion, and issues that are raised by children. When asked about an example of issue that was discussed, the answer was related to birth registration. The forum discussed their concern that some children still had no birth registration. That discussion was brought to the attention of the head of the village. According to them, the head of the village addressed their concern.

The Child Forum at one of the villages is formed by a small core committee with 5 adolescents. The committee invites other children for the meetings that usually happen during the weekend or at night – so there's no interference with schoolwork. According to the committee, the presence in the Child Forum is relatively high, since the community is small and children do not have many opportunities to be together in organized events. One of the challenges posted by the children are the lack of facilitators for the Child Forum. In their view, the facilitator could aggregate expertise in their debates, and could contribute to better meetings.

The common vision found in the villages and at the district is that children already participated before the creation of the Child Forum, during the Musrenbang<sup>23</sup>. Despite that being true, the idea of the child forum might be a little different from their participation at the Musrenbang. The Child Forum should be a safe space where children and adolescents can address their views and concerns without being ashamed or considered childish by adults. The Child Forum should work as a preparation for their participation in the Musrenbang.

---

<sup>23</sup> *Musyawarah Perencanaan Pembangunan* (Community Participatory Planning for Development)

In the two villages, the Child Forum has a closer relationship with the village head; children were recently invited to be participants in meeting and consultation on program development at village level at least by the end of the year and mid-year planning to revise any program adjustment.

#### D) UNICEF Support

UNICEF support for the CF initiative in the district happened mainly in 2011, when the institution participated in a series of workshops with the Ministry of Women Empowerment and Child Protection in the region about the child friendly city/district strategy. After the initial support, the initiative was completely implemented by the heads of the two villages.

#### E) Other observations

The choice of the two districts was not based on a formal assessment, but on the experience and engagement of the people in the community. The two villages chosen by the district to implement the initiative had experience on participation processes, and had good administrative tools. According to the interviews, at the two villages, the community leader commitment with the initiative was evident.

At district level, the agreement among those interviewed is that the choice of starting the child friendly initiative small, in only two villages was the correct one. The reading done at district level was that a smaller initiative Now, the objective is to expand the CF to other villages. According to the managers at the districts, it is evident that the planning for the two villages clearly shows the engagement with children issues; the same is not visible in other villages.

### *6.3 Aceh Besar*

The district is located in the extreme western part of the country, in the island of Sumatra. The Child Friendly Initiative is being implemented at district level and started in 2010.

#### A) The Coordination Mechanism/Task Force

The Task Force for the CF initiative was created by a Bupati's<sup>24</sup> decree (#277/2011), which mentioned 14 points to be considered by task force in creating CFD, as well as 7 targets to be achieved. The task force is formed by representatives of sectors/ departments/ government offices, unit of organizations or related institutions at the district level, NGOs/Universities/Professional organizations/faith based social organization at the capital of the district, under the coordination of Bappeda office. According to the information received, the Task Force is set to meet at regular quarterly basis.

The interviews did not show a very active Task Force. More than one informant mentioned that the group does not meet very frequent, and when they meet attendance and participation are very low.

#### B) Action Plan

The district has an action plan for the Child Friendly initiative that is based on the 7 goals stated by the Bupati's decree, and in the 31 indicators from the Ministry of Women

---

<sup>24</sup> Head of the District in Indonesia

Empowerment and Child Protection. The District Action Plan has been composed for 2011-2015, with the list of actions per clusters and pointed out responsible sector/office to incorporate into planning document and as the reference to evaluate the progress and as the basis for next year planning for catching up the un-achievable target. The objective is that the coming action plan of CFD will be incorporated into Mid-term development plan 2015-2020.

According to the interviews, at the beginning, the action plan was not developed in a participatory manner; that has changed and now the objective is to involve more the community. On the other hand, despite the intent to involve more the community, the plan has not being updated regularly. Hence, there is a divergence between the intention and the actions involving the action plan for the initiative.

### C) Child Participation

Child participation in the district was facilitated by Bupati's decree # 200/ 2007 that created the District Child Forum. In 2011, the local government formed a child parliament, which has been used by the District government to gather children's opinion in relation to District priorities and development. Six child forums were established in 6 pilot child friendly villages (in 3 sub-districts) by 2012. Besides, child representations are consulted during the development planning sessions (Musrenbang) and decision-making process at village, sub-village and at District levels.

Child participation is also facilitated in some schools in the district, especially those that have older students, and have support from international organizations such as USAID. For example, one secondary school that was visited in the district receives funds from USAID to implement student empowerment activities where students are taught to improve their participation in their community, having their teachers as facilitators. Besides, after the tsunami, many schools received funds from international donors; in exchange, schools have to stimulate child participation at school. Despite the investment in decision-making activities, child participation is still very linked to their enrolment in extra-curriculum activities that happen after class.

Children interviewed at school that are part of decision-making groups do not necessarily participate in the Child Forum in their villages. Some of the students know about the Child Forum existence, but they prefer to participate at school level. On their opinion, at school, there is a better structure to participate, the activities are better organized, and they feel empowered to participate.

Children that participate at the Forum mentioned that some of the activities developed by them are very similar to the after class activities that schools have, including arts, sports and religion. The Forum develops

### D) UNICEF Support

UNICEF has supported all the workshops and seminar since the beginning of the process in 2011. After the initial push, UNICEF kept doing its programmatic action (intensive advocacy, capacity building, policies formulation, and frequent contacts to monitor the progress) without relating it to the child friendly initiative. The organization has a close relationship with Bappeda and BKSPPPA.

### E) Other observations

The child friendly district initiative happened much after the recovery period post tsunami. According to the interviews at Bappeda, the child friendly initiative had no relation with the tsunami, and had not influenced on the recovery effort.

#### *6.4 Balikpapan*

Balikpapan is a city located in the Kalimantan (Borneo) Island, and one of the main business centers in the country, with some important mining and oil companies offices located in the area. The city started the Child Friendly process in 2010, but officially enrolled the initiative in 2011. According to the interviews, the two main factors that influenced the city to be part of the child friendly initiative was the visit of governmental officials to talk about CFC/D and the support from the province government to the CFC/D strategy. As a matter of fact, Balikpapan was the first place that mentioned the support of the province level government to the Child Friendly initiative.

The visit to Balikpapan showed how the continuity of the Child Friendly initiative is affected by changes in the staff responsible for it. When the city was visited, the initiative was under the coordination of BPMPPKP (Community Development, Women Empowerment and Family Planning) and the person responsible for it was in the position for about one month. As a consequence, much of the information that was collected in the interviews could not be validated for more than one source, affecting the data collection process and the accuracy of the information compiled during the field trip. One example is related to the existence of the Task Force and how frequent it met (item A below). While the members of the Child Forum mentioned that the CFC Task Force usually met at a monthly basis, a representative of the health department that was part of the Task Force said that the last meeting took place in January. Meanwhile, the responsible for the CFC initiative at BPMPPKP did not know when the last meeting took place.

##### A) The Coordination Mechanism/Task Force

The city has a task force created by a Mayor's decree to coordinate the city's participation in the CFC initiative. The coordinator of the Task Force is the head of Bappeda who was not available for the interviews. The Child Friendly focal point at BPMPPKP and other interviewees were not able to provide more details about how the Task Force was organized, how often it met, and if it was active. It seems that the Task Force meets at monthly basis, with the participation of the Child Forum. There are no evidences about the participation of NGOs and other organizations .

##### B) Action Plan

According to the interviews, the city does not have a dedicated action plan for the CFC initiative. It uses the list of indicators as guidance for action. During one interview, it was mentioned that the city is going to hire an external company to facilitate the process of developing a "master plan" for the Child Friendly initiative. It seems that the last time the action plan (31 indicators) was monitored was in a meeting in January of 2014 when budgetary issues were also being discussed.



### C) Child Participation

The child participation seems to be the strongest component of the city. The Child Forum started in 2011 when some adolescents were invited to participate in a meeting in Solo. Today, the Balikpapan Child Forum is formed by 32 children divided into five thematic divisions: (i) health and sports; (ii) education; (iii) environment; (iv) technology; and (v) religion. Each division has a responsible that organizes and mobilizes other children for the activities that are planned for the year.

The Child Forum meets in a space lent by BPMPPKB at least once a week to discuss internal topics, and its external activities happen at every two weeks in a large external space during the car free day. In some of these external activities the Forum involves adults who talk about themes such as reproductive health, safe Internet, narcotics, and the importance of the environment, among others. According to the members of the Child Forum, all children of the city are invited to participate in both meetings, but the number of children that participate is bigger in the external activities – around 40 children, most between 14 and 18 years old. The lack of transportation was mentioned as one of the factors that hinder a bigger participation.

At their initial stages, the Child Forum used the student organizations as their basis, and today it continues to work with the schools to mobilize children. One example is the “green generation” project that started in 2012 and created a competition among schools to award the one that is the most environmentally responsible. Today, this project receives support from the mayor’s office, as well as from the Indonesia oil company (Pertamina).

The Balikpapan Child Forum is disconnected from the Musrenbang process. According to the Forum members, they are invited to participate in the Musrenbang process as representatives of the children. The children that are part of the forum consider themselves as a separated entity from the government. According to their own words, they cannot be fully independent – since they receive financial support from BPMPPKB – but they are not part of the government, and do not consider themselves as “puppets”; they are partners, they have their own voice, and are prepared to complain if they have too, and to advocate for their rights if that is necessary.

### D) UNICEF Support

The city did not receive any support from UNICEF.

### E) Other observations

Unfortunately, Balikpapan was the clear example on what happens with the initiative once changes in staff happen without proper planning. As mentioned, the person responsible by the CFC initiative in the local representation of the Women Empowerment office was newly appointed, and her knowledge on the basic features related to the Task Force and Action Plan were very limited. When asked to speak to the person previously responsible, the research team that conducted the visit were not allowed for reasons that were not disclosed. At the same time, the person from Bappeda that attended the meeting knew little about the CFC. The responsible at Bappeda is the head of that office, and he was not available.



## Annex 7: Knowledge Sharing – The CFC Initiative in Brazil

The Municipal Seal initiative in Brazil is one of the most well-known child friendly initiatives in the world. Detailed information can be found in the following:

<http://www.selounicef.org.br/> (in Portuguese)

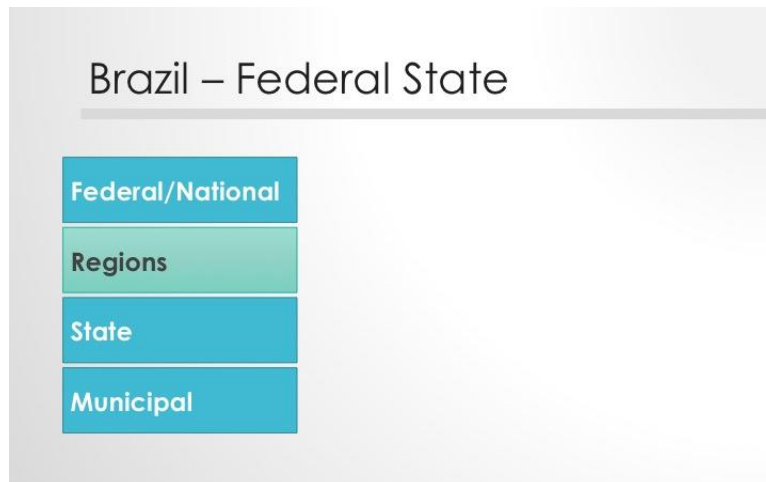
[http://www.selounicef.org.br/\\_selounicef.php?op=1&k=2](http://www.selounicef.org.br/_selounicef.php?op=1&k=2)

<http://www.colorado.edu/journals/cye/interest/fuentes.pdf>

UNICEF Municipal Seal Of Approval – Implementation elements for Other Latin American Countries (Document available for download at

<http://www.docstoc.com/docs/30755724/UNICEF-MUNICIPAL-SEAL-OF-APPROVAL>)

The following are some slides that illustrate the initiative and were presented in the debriefing section:



## Municipal Seal

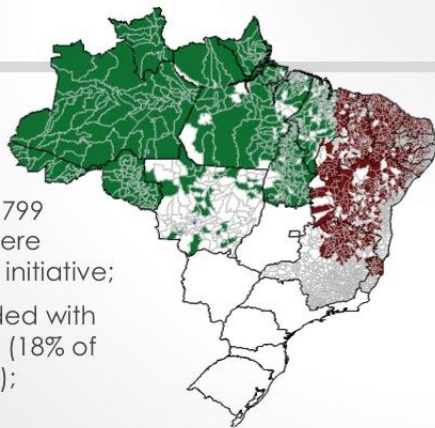
- It is UNICEF' strategy to reach local governments
- It has the support of the Federal Government, and State Governments
- Main costs are assumed by UNICEF
  - Methodology / Capacity Building
  - Monitoring
  - Evaluation
- Now, some costs are also shared by State Governments

## Municipal Seal

- It started in 1999 in one state; today it covers the two most vulnerable regions in the country (11 States in the Semiarid & 9 in the Amazon);
- Municipal Seal **cycle** lasts for **3 ½ years** (actual is 2013-2016);
- It is an award process (a certification). If the municipality wins the awards, it can keep until the next cycle starts;

## 2009-2012

- ✓ In 2009 – 2012: 1799 municipalities were engaged in the initiative;
- ✓ 329 were awarded with the UNICEF Seal (18% of the participants);

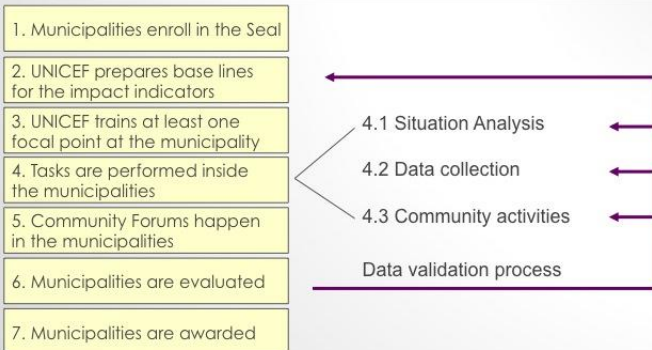


## Political Support

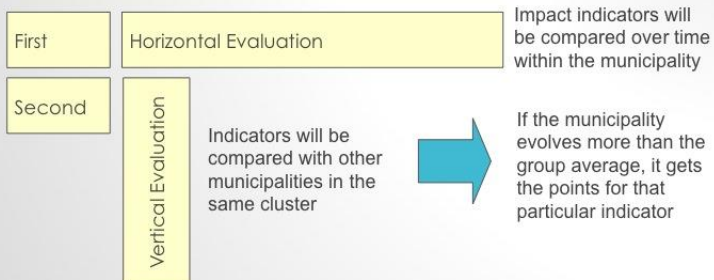


- UNICEF calls the President, First Line Ministers, State Governors, Businesses, NGOs, Actors, Communicators, etc to sign a pact for children.
- The Seal is said to be the implementation of the political Pact.

## Seal Simplified Methodology



## Seal – Evaluation Process



## Seal – Evaluation Process

- Assessment of the municipalities are divided into three areas:

Social Impact

Management of  
Public Policies

Participation

## Seal – Evaluation Process

- Assessment of the municipalities are divided into three axis:

Social Impact

In this axis, the living conditions of girls and boys in the municipality are evaluated (health, education and protection).

Advances in this direction will be measured from the 14 indicators related to the MDGs and **collected from official sources** at the beginning and end of the edition of the Seal

## Seal – Evaluation Process

- Assessment of the municipalities are divided into three axis:

Management of  
Public Policies

In this axis, the focus is to what extension the policies, actions and programs designed, managed and implemented by the municipality are contributing to the achievement of the results of the Social Impact.

Monitoring is based on 19 indicators. **Quantitative indicators** are collected from official sources. **Qualitative indicators** are based on a self-evaluation process carried by the municipality.

## Seal – Evaluation Process

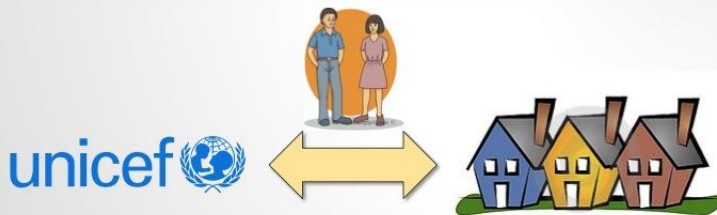
- Assessment of the municipalities are divided into three axis:

### Participation

In this axis will be assessed the capabilities of the municipality to mobilize various sectors to the achievement of community forums and activities and projects around major themes to guarantee the rights of children and adolescents.

*Community Forums  
Tasks*

## Facilitator in the municipality



**Facilitator** is the person in the municipality that helps to implement the Selo process

## Municipal Seal Added value

- Capacity building
- Development of Results Based Management at local level
- Strengthening of NGOs at regional and local level
- Local, State and Federal commitment with children's rights

## Award

---





## Annex 8: References

- Boothby, N., Stark, L., Simmons, K., & Chu, E. (2009). *Child Protection Information Management Mapping: Towards a Data Surveillance System in Indonesia*. UNICEF, Universitas Indonesia and Columbia University, Jakarta.
- Center for Population and Policy Studies. (2013). *Evaluation Report. Review Of Situation Analysis Of Children And Woman (SitAn): Creating a Holistic Child-Friendly Planning Tool*. Gadjah Mada University, Yogyakarta.
- Centre for Data and Information / Ministry of Health of Indonesia. (2007). *Indonesia Health Information System Review and Assessment*. Jakarta.
- Haryana, A. (2013). Monitoring and Evaluation Systems in Indonesia. *Third International Conference on National Evaluation Capacities 2013*. Sao Paulo, Brazil.
- Malone, K. (2013). Can I be recognized as a Child Friendly City? A discussion on the accreditation of child friendliness. *2013 Child Friendly Cities Asia Pacific Conference*. Kathmandu, Nepal.
- Minister of Women Empowerment and Child Protection. (2011a). *Ministerial Decree 11/2011*. Jakarta.
- Minister of Women Empowerment and Child Protection. (2011b). *Ministerial Decree 12/2011*. Jakarta.
- Minister of Women Empowerment and Child Protection. (2011c). *Ministerial Decree 13/2011*. Jakarta.
- Minister of Women Empowerment and Child Protection. (2011d). *Ministerial Decree 14/2011*. Jakarta.
- UNICEF Indonesia. (2013). Government of Indonesia and UNICEF: 2011-2015 Country Programme action plan Mid Term Review. Jakarta.
- UNICEF Indonesia and KPPPA. (Jan 2013). *Mapping Children Participation Initiatives in Indonesia*. Jakarta.
- UNICEF Innocenti Research Centre. (2004). *Building blocks for developing a child friendly city*.
- UNICEF/Innocenti Research Centre. (March 2004). *Building Child Friendly Cities: A Framework for Action*. Florence.