



Mozambique

HIV Country Profile: 2016

Demographic and socioeconomic data

- 28.8 million**
Total population (2016)
UNPOP
- 1 170 US\$**
GNI per capita, PPP (2015)
World Bank
- 489**
Maternal mortality per 100 000 live births (2015)
World Health Stat., WHO
- 7.0 %**
Health expenditure, total (% of GDP) (2014)
World Bank
- 59 years**
Life expectancy at birth (2015-2020)
UNPOP
- 42 US\$**
Health expenditure per capita (2014)
World Bank
- 5.1**
Total fertility rate (births per woman) (2015-2020)
UNPOP
- 0.42**
Human Development Index Value (2015)
UNPOP
- 5 783**
Number of births (thousands) (2015-2020)
UNPOP

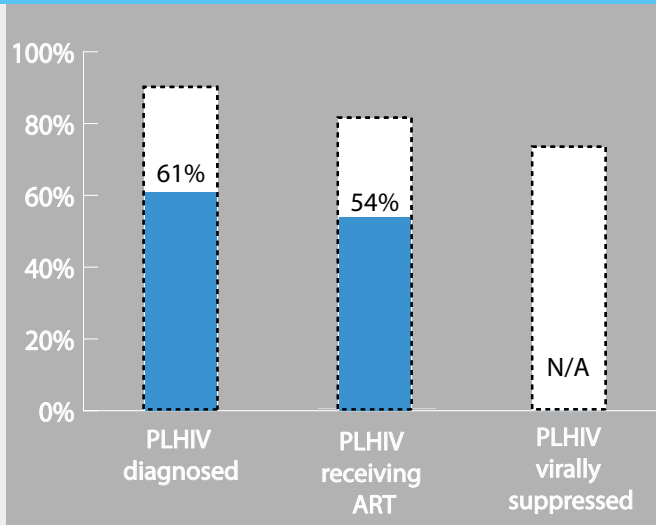
Estimated ART coverage children and adults

38% (children), 55% (adults)

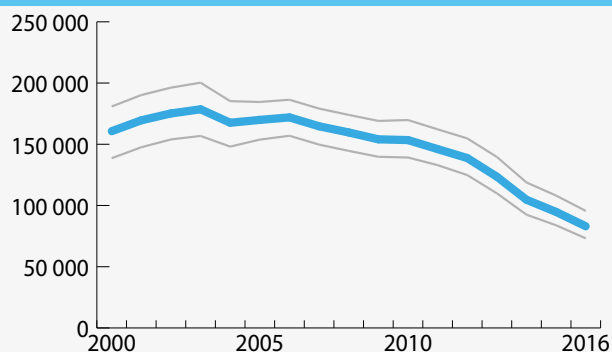
Estimated % of pregnant women living with HIV who received ARVs for PMTCT

80%

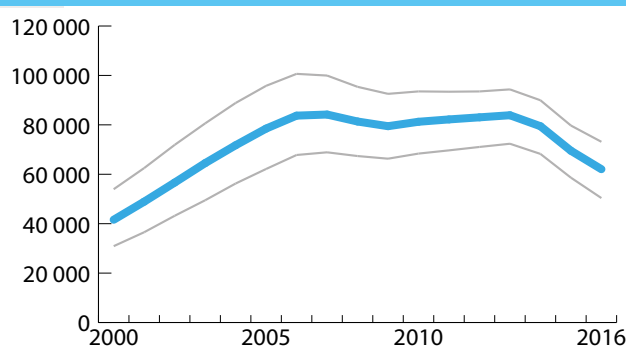
90-90-90 progress towards 2020 targets



Estimated number of people newly infected with HIV



Estimated number of deaths due to AIDS



Epidemiological HIV data	Value [range]	Elimination of mother-to-child transmission (EMTCT) of HIV and syphilis	Value [range]	Year
Estimated number of people living with HIV	1 800 000 [1 600 000 - 2 100 000]	Antenatal care coverage - at least one visit (%)	91%	2011
Estimated number of children aged 0 to 14 living with HIV	200 000 [150 000 - 250 000]	Antenatal care coverage - at least four visits (%)	51%	2011
Estimated number of women (15+) living with HIV	980 000 [880 000 - 1 100 000]	% of pregnant women with known HIV status	...	
Estimated adult (15-49) prevalence	12.3% [10.6% - 13.9%]	Antenatal care attendees who were tested for syphilis (%)	...	
Estimated number of deaths due to HIV	62 000 [50 000 - 73 000]	Antenatal care attendees who tested positive for syphilis (%)	4%	2016
Estimated number of children dying due to HIV	9 200 [5 900 - 13 000]	Antenatal care attendees who tested positive for syphilis and who received benzathine penicillin IM (%)	...	
Estimated number of people newly infected with HIV	83 000 [73 000 - 96 000]	Reported number of pregnant women living with HIV who received antiretrovirals for PMTCT	95 300	2016
Estimated number of children newly infected with HIV	13 000 [7 000 - 20 000]	Estimated % of pregnant women living with HIV who received antiretrovirals for PMTCT*2	80% [61% - >95%]	2016
Estimated incidence rate per 1 000 uninfected population	3.63 [3.20 - 4.18]	% of infants born to women living with HIV receiving a virological test within two months of birth (EID)*1	45% [38% - 59%]	2016
Antiretroviral therapy (ART)		Final mother-to-child transmission rate including breastfeeding period*3	11.1	2016
Reported number of people receiving ART	990 000			
Estimated ART coverage	54% [41% - 63%]			
Reported number of children receiving ART	76 000			
Estimated ART coverage (children, 0-14)*1	38% [25% - 48%]			

*Tracing indicators for elimination of mother-to-child transmission. A colour scheme (green, orange, red) is used to indicate if the country is on target to meet 2020 targets: ¹90% ²95% ³Less than 5

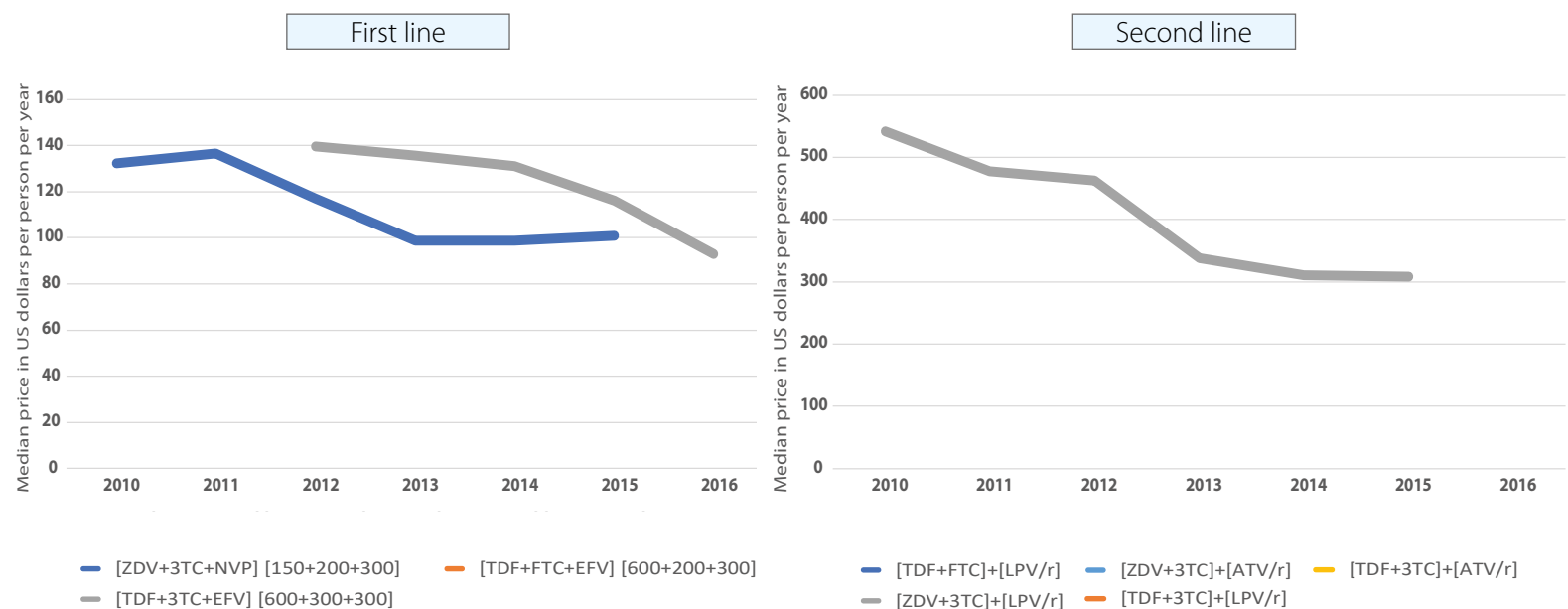
Mozambique

HIV Country Profile: 2016

Key populations

Needles distributed per person who inject drugs per year	...
Percentage of men reporting using a condom the last time they had anal sex with a male partner	...
HIV prevalence among sex workers (%)	...
Percentage condom use among sex workers with most recent client	...

Median annual price of ARV drug regimens for adults



National HIV policies and plans

Implementation of national policy on HIV self-testing (HIVST)	No policy
Treatment initiation threshold children	Treat All regardless of age
Treatment initiation threshold adults and adolescents	Treat All regardless of CD4 count
Implementation of Treat All adults and adolescents	Implemented in few (<50%) treatment sites
Dolutegravir (DTG) as part of 1st line ARVs for adults and adolescents	DTG introduced in national guidelines (or confirmed plans for 2017)
Implementation of lifelong ART to pregnant & breastfeeding women	Implemented in a large number (>50%) of MCH sites
Implementation of national policy on viral load monitoring	Partially implemented
Completion of HIV services cascades	Partially completed a national HIV cascade
Adaptation of WHO Key Population guidelines in national plans	No
National M&E plan or strategy for HIV	Yes, but not updated in the past two years
Method to de-duplicate key data (i.e. unique identifiers)	Yes
Nationally-representative quality assessment of facility-level ART data	Yes