

YELLOW FEVER SITUATION REPORT

Report of Yellow fever Cases in 14 States

Serial Number 010: Epi-Week 4 (as at 29 January 2021)



HIGHLIGHTS

- The Nigeria Centre for Disease Control (NCDC) is currently responding to reports of yellow fever cases in 14 states - Akwa Ibom, Bauchi, Benue, Borno, Delta, Ebonyi, Enugu, Gombe, Imo, Kogi, Osun, Oyo, Plateau and Taraba States

From the 14 States

- In the last week (weeks 4, 2021)
 - Four new confirmed cases were reported from National Reference Laboratory (NRL) from 2 Local Government Areas (LGAs) in Benue - [Okpokwu (3), Ado (1)]
 - Thirteen presumptive positive cases were reported from NRL [Benue (6)] and Central Public Health Laboratory (CPHL) from [Enugu (6), Oyo (1)]
 - One new LGA reported a confirmed case from Ado (1) in Benue State,
 - No new death was recorded among confirmed cases
- Cumulatively from epi-week 24, 2020 – epi-week 4, 2021
 - A total of 1,502 suspected cases with 179 presumptive positive cases have been reported from 34 LGAs across 14 States from the Nigeria Laboratories
 - Out of the 1,502 suspected, 161 confirmed cases [**Delta-63** Ika North-East (48), Aniocha-South(6), Ika South (4), Oshimili South (2), Oshimili North(1), Ukwuani(1), Ndokwa West (1)], [**Enugu-53** Enugu East (4), Enugu North (1), Igbo-Etiti (6), Igbo-Eze North(13), Isi-Uzo (15), Nkanu West (3) Nsukka(8), Udenu (3)], [**Benue-17** (Ogbadibo (12), Okpokwu (4), Ado (1)), [**Bauchi-9** Ganjuwa (8), Darazo (1)], [**Borno-6** Gwoza(1), Hawul (1), Jere (2), Shani (1), Maiduguri (1)], [**Ebonyi-3** Ohaukwu (3)], [**Oyo-3**, Ibarapa North East (1), Ibarapa North (2)], [**Gombe-1** Akko (1)], [**Imo-1** Owerri North(1)], [**Kogi-1** Lokoja (1)], [**Plateau-1** Langtang North (1)], [**Taraba-1** Jalingo (1)], [**Akwa Ibom-1** Uyo(1)] and [**Osun-1** Ilesha East (1)]. (**See table 1**)
 - Four states [Delta (63), Enugu (53), Benue (17) and Bauchi (9)] account for 88% of all confirmed cases
 - A total of 17 deaths were recorded among confirmed cases with a CFR of 11% from Enugu (9), Delta (6), Bauchi (1) and Ebonyi (1). (**See table 1 and figure 1**)
- The NCDC is coordinating response activities through the national YF Emergency Operations Centre (EOC), in collaboration with states and partners
- YF reactive vaccination campaign completed in 2 states in 11 LGAs [Enugu (9) and Ebonyi (2)] LGAs
- Preventive mass vaccination campaigns (PMVC) have been concluded in all LGAs in Bauchi, Benue, Delta, Ondo, Osun and Oyo States.

Cumulatively across Nigeria, Epi-Week 01, 2020 – Epi-Week 04, 2021

- A total of 3,473 suspected cases have been reported from 503 (65%) LGAs across all states and FCT
- A total of 169 confirmed cases, [Nigeria PCR (74), IP Dakar (95)] have been recorded across 41 LGAs
- Laboratory results in-country: 74 confirmed (PCR); 179 presumptive positive; 13 Inconclusive; 1,569 Negative
- Laboratory results from IP Dakar: Of the 192 (179 presumptive and 13 inconclusive) samples sent to IP Dakar, 95 (49.5%) were confirmed, 23 (13.0%) Negative and 63 (35.0%) pending
- The 169 confirmed cases were reported from 41 LGAs across 16 states from
 - Delta (63); Enugu (54); Benue (17); Bauchi (9); Borno (6), Edo (5); Oyo (4), Ebonyi (3); Akwa Ibom (1), Ekiti (1); Gombe (1), Imo (1), Kogi (1); Osun (1), Plateau (1) and Taraba (1)
- Seventeen deaths (CFR: 10.1%) were reported among confirmed cases across four states [Enugu (9), Delta (6), Bauchi (1), and Ebonyi (1)]



Table 1: Summary of cases of yellow fever in Bauchi, Benue, Delta, Ebonyi and Enugu States, epi-week 24, 2020 – epi-week 4, 2021

State	# Suspected Cases	# Cases with Blood Sample Collected (%)	Confirmed Cases		Deaths	
			Confirmed Cases (PCR NG)	Confirmed Cases (IP Dakar)	# Deaths among Confirmed Cases (CFR)	# Deaths among All Cases (CFR)
Akwa Ibom	13	13 (100%)	0	1	0	0
Essien Udim	2	2 (100%)	0	0	0	0
Ikono	1	1 (100%)	0	0	0	0
Ikot Abasi	2	2 (100%)	0	0	0	0
Ikot Ekpene	1	1 (100%)	0	0	0	0
Itu	1	1 (100%)	0	0	0	0
Mkpat Enin	1	1 (100%)	0	0	0	0
Ukanafun	1	1 (100%)	0	0	0	0
Uruan	1	1 (100%)	0	0	0	0
Uyo	3	3 (100%)	0	1	0	0
Bauchi	195	175 (90%)	8	1	1 (11%)	25 (13%)
Alkaleri	2	1 (100%)	0	0	0	0
Bauchi	2	2 (100%)	0	0	0	0
Darazo	1	1 (100%)	1	0	0	0
Ganjuwa	177	159 (90%)	7	1	1 (13%)	25 (14%)
Jama'are	6	6 (100%)	0	0	0	0
Ningi	4	4 (100%)	0	0	0	0
Tafawa-balewa	1	1 (100%)	0	0	0	0
Toro	1	1 (100%)	0	0	0	0
Warji	1	1 (100%)	0	0	0	0
Benue	177	65 (41%)	15	2	0	49 (28%)
Makurdi	2	2 (100%)	0	0	0	0
Obi	1	1 (100%)	0	0	0	0
Ogbadibo	144	50 (33%)	11	1	0	49 (35%)
Oju	1	1 (100%)	0	0	0	0
Okpokwu	27	27 (100%)	3	1	0	0
Ushongo	1	1 (100%)	0	0	0	0
Ado	1	1 (100%)	1	0	0	0
Borno	72	22 (30%)	2	4	0	0
Gwoza	10	2 (20%)	1	0	0	0
Chibok	3	1 (33%)	0	0	0	0
Bayo	4	4 (100%)	0	0	0	0
Gubio	7	4 (57%)	0	0	0	0
Shani	4	2 (50%)	1	0	0	0
Biu	4	4 (100%)	0	0	0	0
Bama	1	1 (100%)	0	0	0	0
Askira/Uba	1	1 (100%)	0	0	0	0
Jere	9	3 (33%)	0	2	0	0
Konduga	6	3 (50%)	0	0	0	0
Maiduguri	2	1 (50%)	0	1	0	0
Hawul	2	0 (0%)	0	1	0	0
Ngala	1	0 (0%)	0	0	0	0
Damboa	5	1(20%)	0	0	0	0
Mobbar	3	1 (33%)	0	0	0	0
Magumeri	3	1 (33%)	0	0	0	0
Monguno	1	0 (0%)	0	0	0	0
Nganzai	2	1 (50%)	0	0	0	0
Kala/Balge	2	1 (50%)	0	0	0	0
Mafa	2	2 (100%)	0	0	0	0
Delta	259	249 (96%)	17	46	6 (9%)	59 (23%)
Aniocha North	2	2 (100%)	0	0	0	1 (50%)
Ika North East	210	210 (100%)	8	40	5 (10%)	54 (26%)
Isoko North	2	2 (100%)	0	0	0	0

Ughelli North	2	2 (100%)	0	0	0	0
Warri North	1	1 (100%)	0	0	0	0
IKA SOUTH	18	18 (100%)	1	3	1 (33%)	4 (24%)
Oshimili North	2	2 (100%)	1	0	0	0
Oshimili South	4	4 (100%)	1	1	0	0
Aniocha South	13	2 (100%)	4	2	0	0
Ukwuani	2	2 (100%)	1	0	0	0
Ndakwa West	3	3 (100%)	1	0	0	0
Ebonyi	40	4 (10%)	1	2	1 (33%)	10 (25%)
Ohaukwu	17	3 (18%)	1	2	1 (33%)	0
Afikpo South	1	0 (0%)	0	0	0	0
Ikwo	2	0 (0%)	0	0	0	0
Ebonyi	3	1 (33%)	0	0	0	1 (33%)
Afikpo North	4	0 (0%)	0	0	0	0
Onicha	1	0 (0%)	0	0	0	0
Ishielu	1	0 (0%)	0	0	0	0
Ezza North	1	0 (0%)	0	0	0	0
Izzi	7	0 (0%)	0	0	0	0
Ezza South	2	0 (0%)	0	0	0	9 (53%)
Abakaliki	1	0 (0%)	0	0	0	0
Enugu	588	308 (52%)	30	23	9 (17%)	151 (26%)
Enugu East	12	8 (67%)	1	3	1 (33%)	1 (8%)
Enugu North	3	1 (33%)	1	0	0	0
IGBO ETITI	19	16 (84%)	5	1	1 (17%)	7 (37%)
Igbo-Eze North	205	46 (22%)	9	4	4 (29%)	105 (52%)
Igbo-Eze SOUTH	12	4 (33%)	0	0	0	0
Isi-Uzo	56	51 (91%)	5	10	1 (6%)	20 (36%)
Nkanu East	49	47 (97%)	0	0	0	15 (31%)
Nkanu West	5	3 (60%)	2	1	0	0
Nsukka	217	126 (58%)	4	4	1 (13%)	1 (0.5%)
ORJI RIVER	1	0 (0%)	0	0	0	0
Udenu	5	5 (100%)	3	0	1 (33%)	1 (20%)
UDI	1	0 (0%)	0	0	0	0
Uzo-Uwani	2	1 (50%)	0	0	0	1 (50%)
Gombe	7	7 (100%)	0	1	0	0 (0%)
Dukku	1	1 (100%)	0	1	0	0
Gombe	4	4 (100%)	0	0	0	0
Yamaltu/Deba	3	3 (100%)	0	0	0	0
Imo	7	7	0	1	0	0
Owerri North	7	7(100%)	0	1	0	0
Kogi	12	3 (25%)	1	0	0	0
Lokoja	1	1 (100%)	1	0	0	0
Olamaboro	11	2 (18%)	0	0	0	0
Osun	46	2 (4%)	0	1	0	0
Ilesha East	5	1 (100%)	0	1	0	0
Orolu	4	0 (0%)	0	0	0	0
Boluwaduro	4	0 (0%)	0	0	0	0
Irewole	4	0 (0%)	0	0	0	0
Oriade	3	0 (0%)	0	0	0	0
Egbedore	3	0 (0%)	0	0	0	0
Osogbo	3	0 (0%)	0	0	0	0
Ilesha West	1	0 (0%)	0	0	0	0
Ejigbo	3	0 (0%)	0	0	0	0
Ife East	1	0 (0%)	0	0	0	0
Ife South	2	0 (0%)	0	0	0	0
Aiyedire	4	1 (25%)	0	0	0	0
Aiyedade	1	0 (0%)	0	0	0	0
Atakunmosa East	2	0 (0%)	0	0	0	0
Olorunda	2	0 (0%)	0	0	0	0
Ife Central	1	0 (0%)	0	0	0	0

Ede North	1	0 (0%)	0	0	0	0
Ede South	2	0 (0%)	0	0	0	0
Oyo	53	53 (100%)	0	3	0	2 (4%)
Akinyele	1	1 (100%)	0	0	0	0
Atiba	4	4 (100%)	0	0	0	0
Egbeda	2	2 (100%)	0	0	0	0
Ibadan North	1	1 (100%)	0	0	0	0
Ibadan North East	4	4 (100%)	0	1	0	0
Ibadan North West	2	2 (100%)	0	0	0	0
Ibarapa East	2	2 (100%)	0	0	0	0
Ibarapa North	8	8 (100%)	0	2	0	0
Ido	2	2 (100%)	0	0	0	0
Iseyin	1	1 (100%)	0	0	0	0
Itesiwaju	5	5 (100%)	0	0	0	0
Iwajowa	1	1 (100%)	0	0	0	0
Lagelu	1	1 (100%)	0	0	0	0
Ogbomosho North	2	2 (100%)	0	0	0	2 (100%)
Ogbomosho South	2	2 (100%)	0	0	0	0
Ogo Oluwa	1	1 (100%)	0	0	0	0
Olorunsogo	2	2 (100%)	0	0	0	0
Oluyole	1	1 (100%)	0	0	0	0
Ona Ara	2	2 (100%)	0	0	0	0
Orelope	2	2 (100%)	0	0	0	0
Oyo West	1	1 (100%)	0	0	0	0
Saki East	1	1 (100%)	0	0	0	0
Surulere	5	5 (100%)	0	0	0	0
Plateau	17	17 (100%)	0	1	0	0
Bokkos	2	2 (100%)	0	0	0	0
Jos East	2	2 (100%)	0	0	0	0
Jos North	3	3 (100%)	0	0	0	0
Kanke	2	2 (100%)	0	0	0	0
Langtang North	2	2 (100%)	0	1	0	0
Langtang South	1	1 (100%)	0	0	0	0
Mikang	1	1 (100%)	0	0	0	0
Riyom	2	2 (100%)	0	0	0	0
Wase	2	2 (100%)	0	0	0	0
Taraba	16	16 (100%)	0	1	0	0
Ardo-Kola	4	4 (100%)	0	0	0	0
Donga	3	3 (100%)	0	0	0	0
Gashaka	1	1 (100%)	0	0	0	0
Gassol	1	1 (100%)	0	0	0	0
Jalingo	2	2 (100%)	0	1	0	0
Karim-Lamido	2	2 (100%)	0	0	0	0
Sardauna	1	1 (100%)	0	0	0	0
Takum	2	2 (100%)	0	0	0	0
TOTAL	1502	941 (62%)	74	87	17 (11%)	296 (20%)

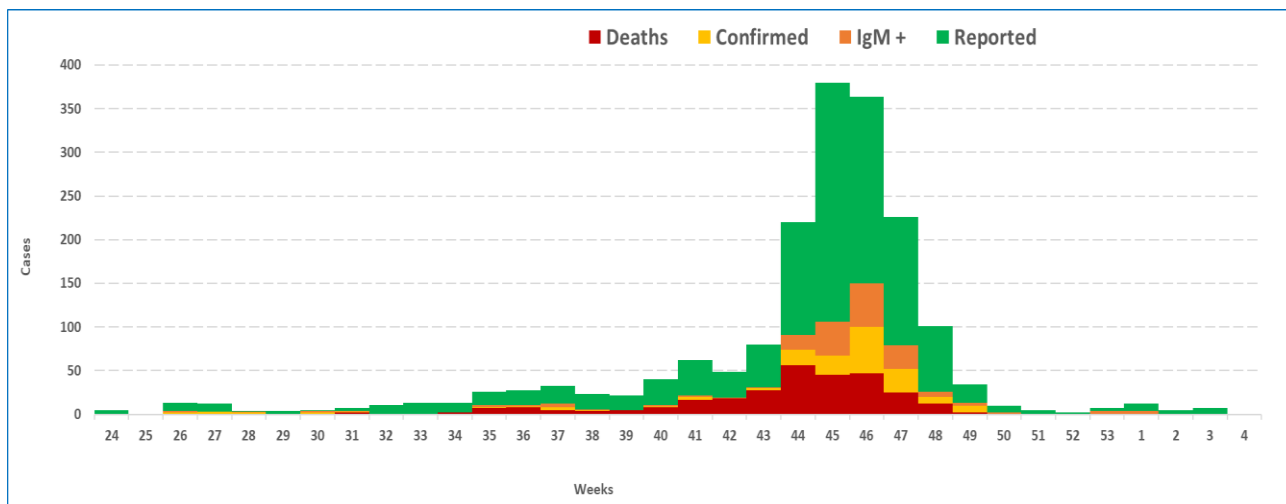


Figure 1: Epicurve of YF cases in Akwa Ibom, Bauchi, Benue, Borno, Delta, Ebonyi, Enugu, Gombe, Imo, Kogi, Osun, Oyo, Plateau and Taraba States, epi-week 24, 2020 – epi-week 4, 2021

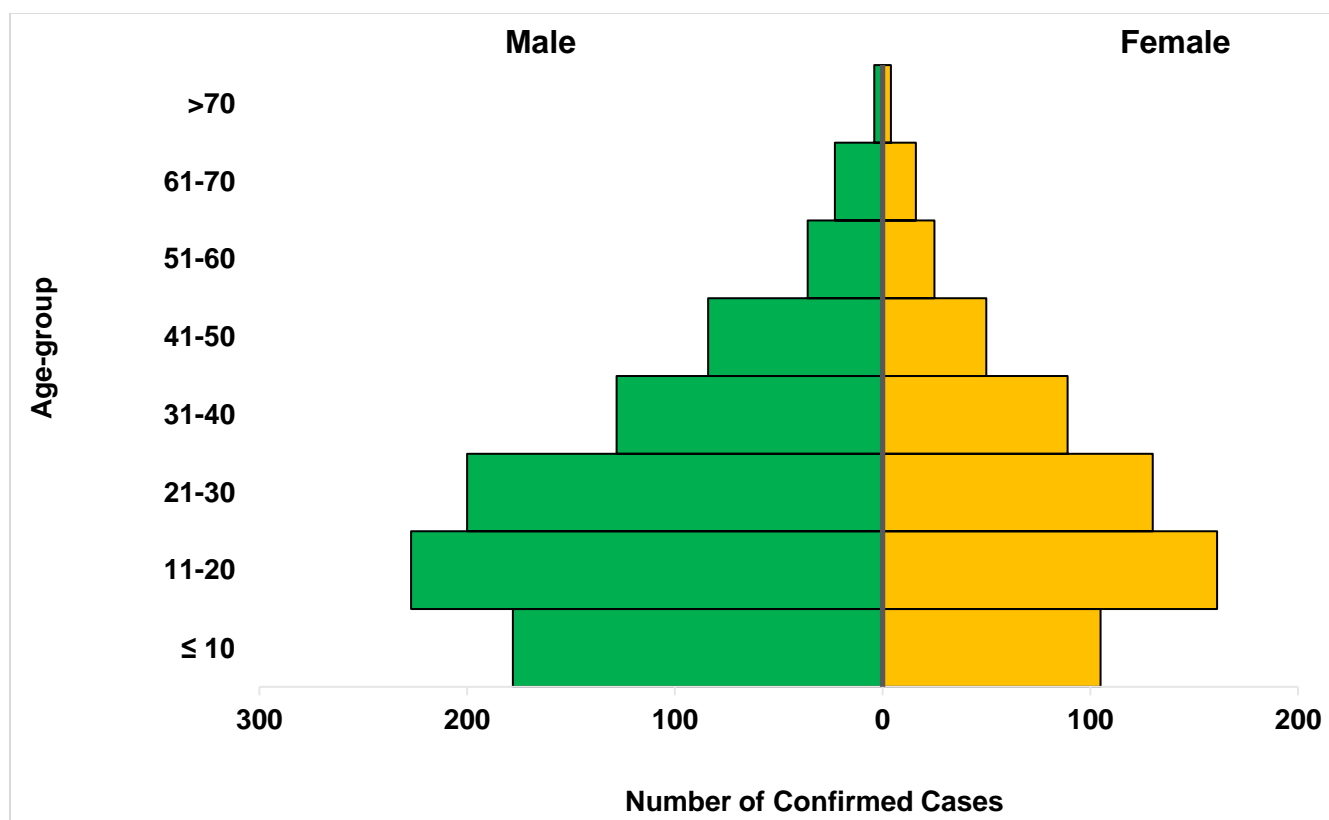


Figure 3: Age and sex distribution of yellow fever cases in Akwa Ibom, Bauchi, Benue, Borno, Delta, Ebonyi, Enugu, Gombe, Imo, Kogi, Osun, Oyo, Plateau and Taraba States, epi-week 24, 2020 – epi-week 4, 2021

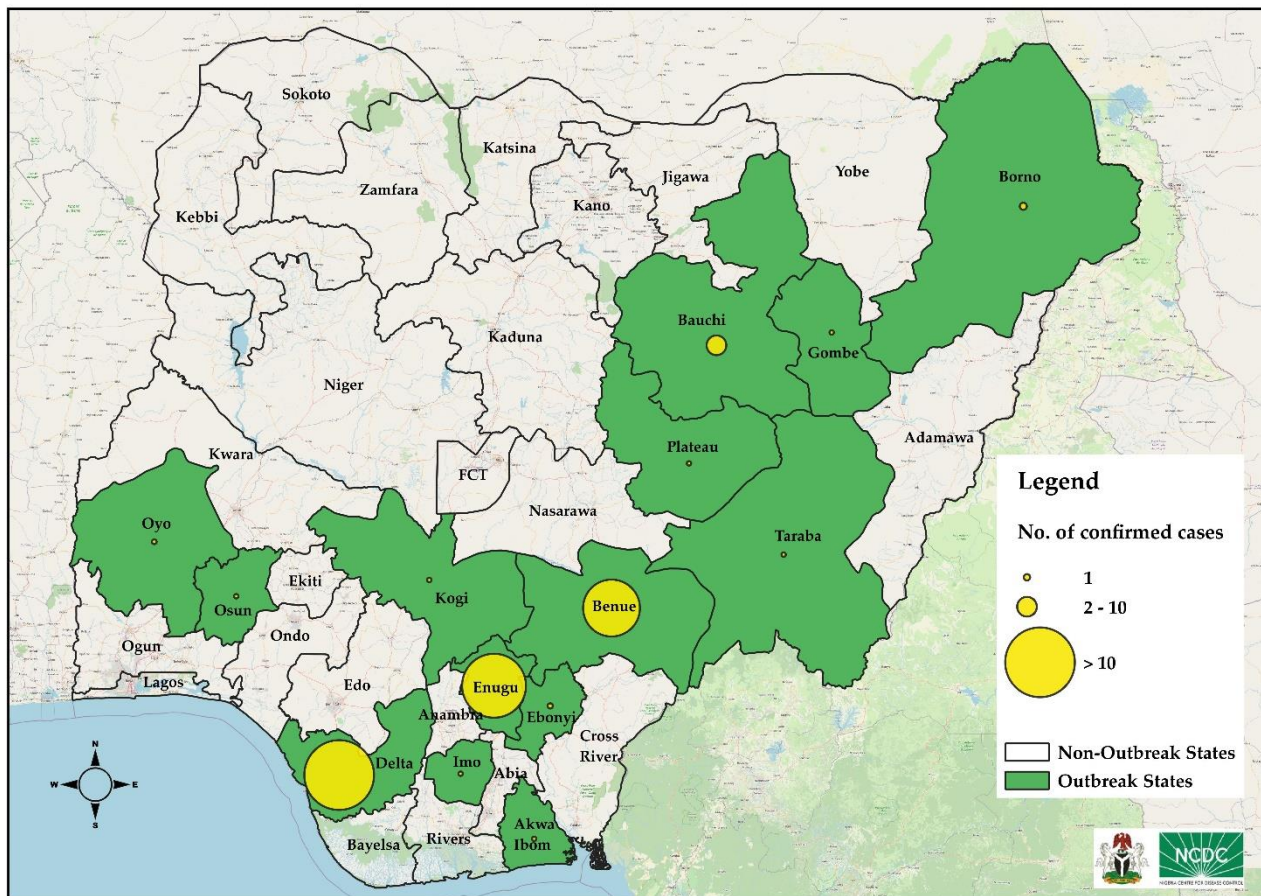


Figure 3: Map of Nigeria showing states and LGAs with yellow fever outbreak, epi-week 24, 2020 – epi-week 4, 2021

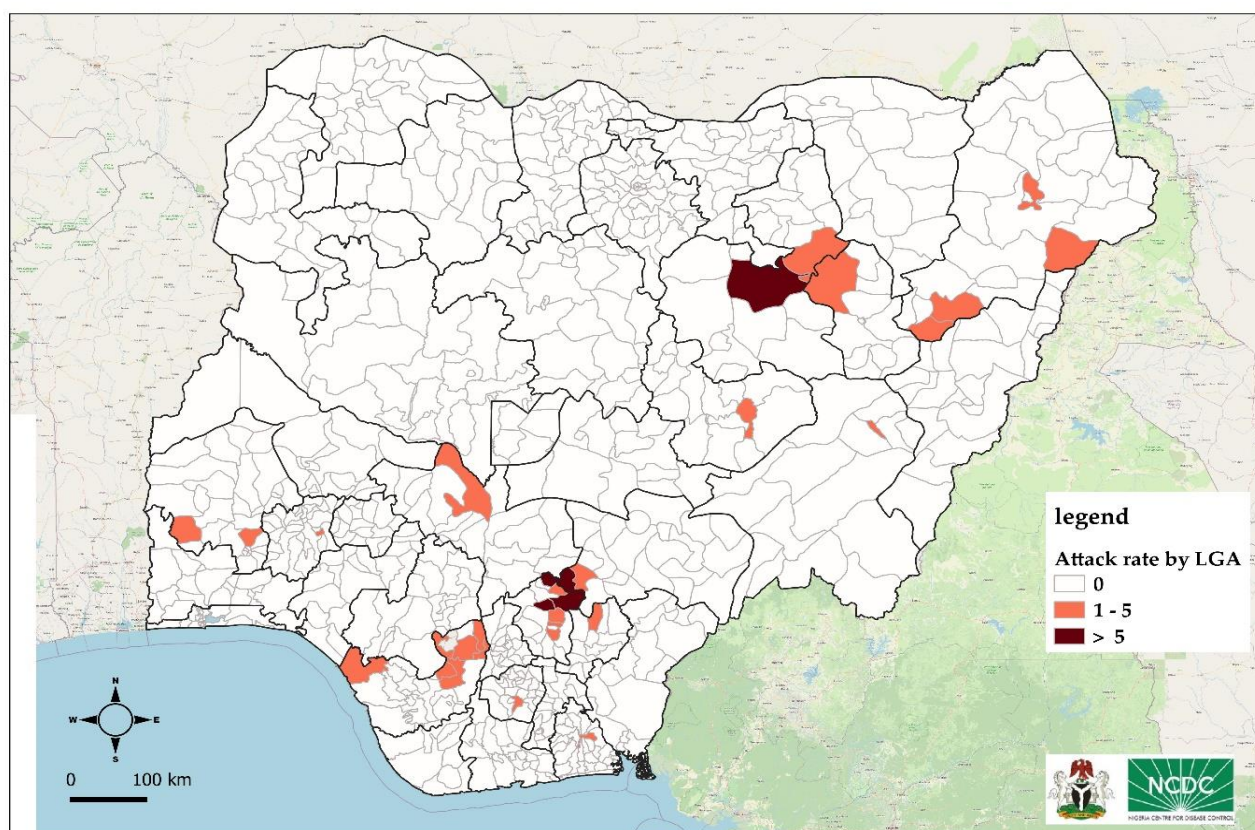


Figure 4: Map of Nigeria showing yellow fever outbreak attack rates in affected LGAs, epi-week 24, 2020 – epi-week 4, 2021

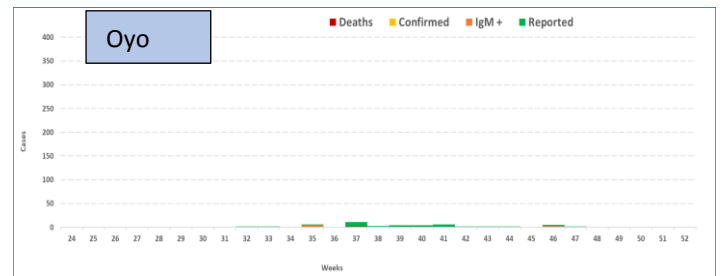
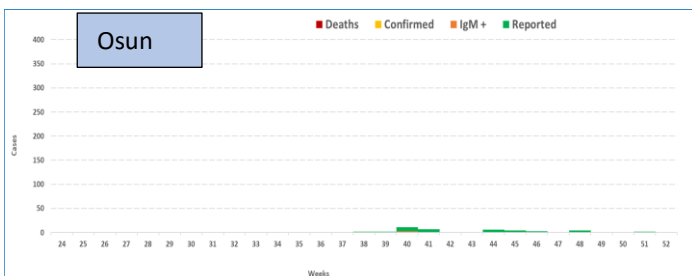
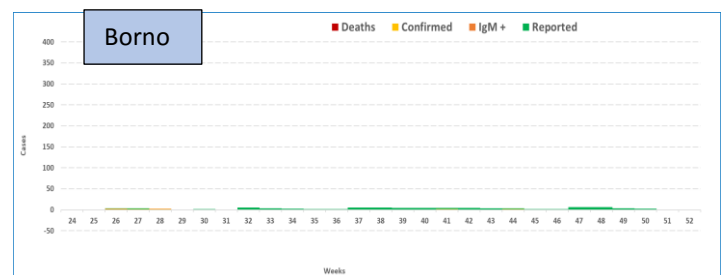
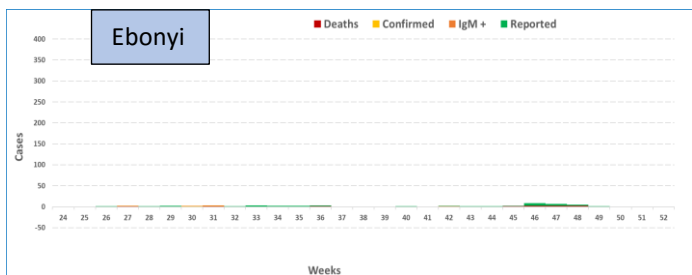
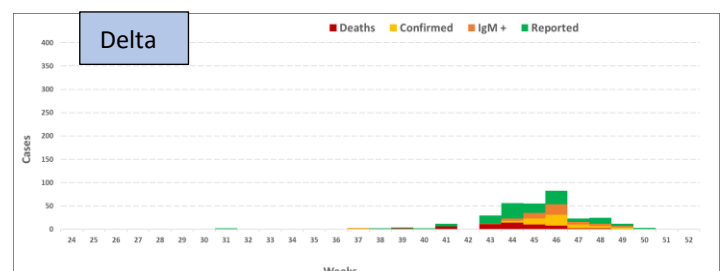
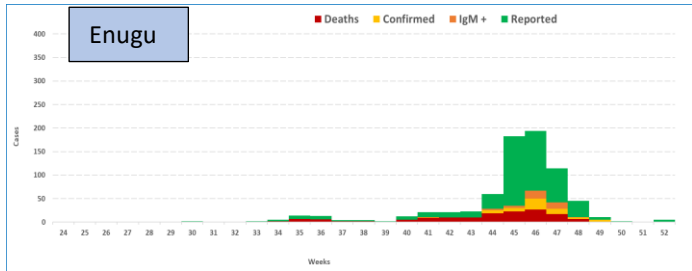
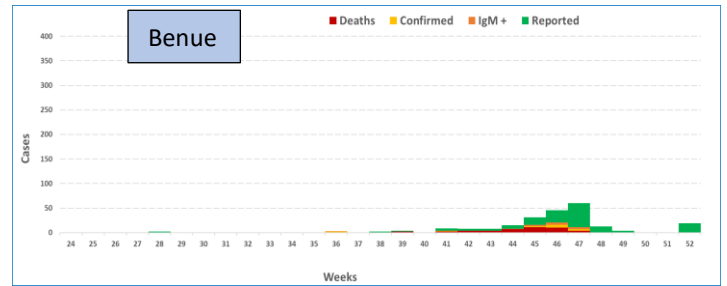
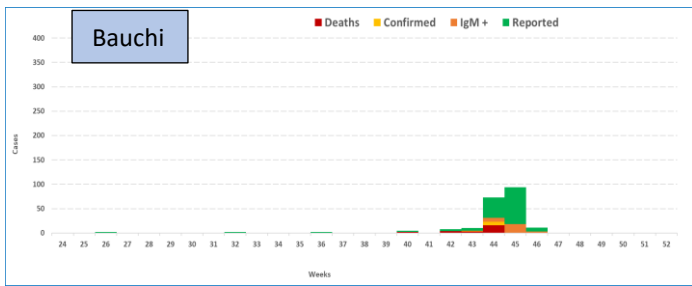


Figure 5: Epicurve of YF cases in Bauchi, Benue, Delta, Enugu, Ebonyi, Borno, Osun, and Oyo States, epi-week 24, 2020 – epi-week 4, 2021

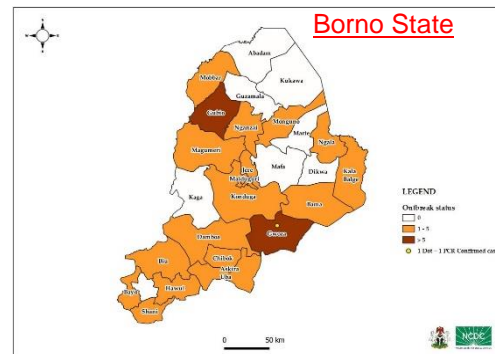
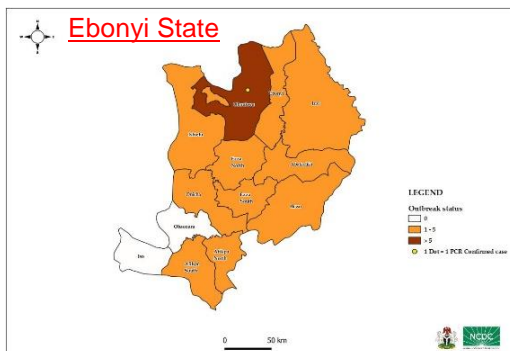
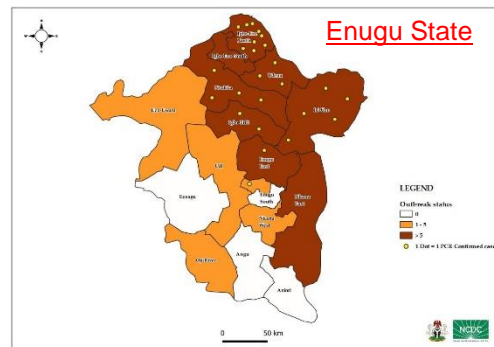
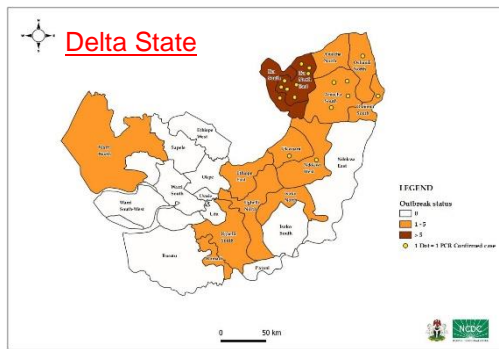
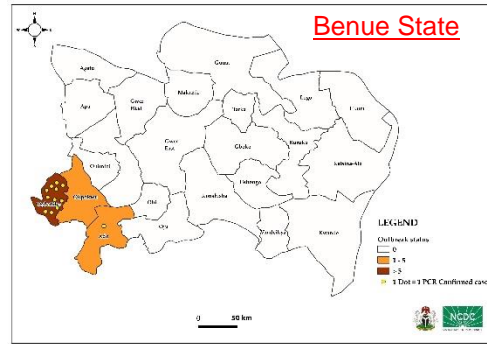
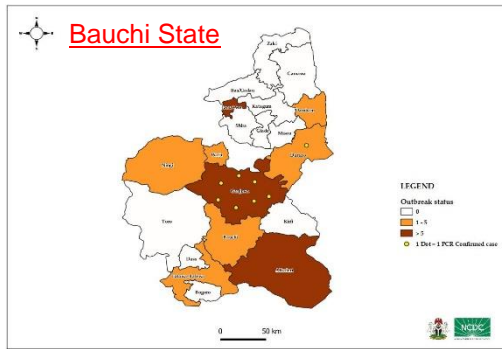
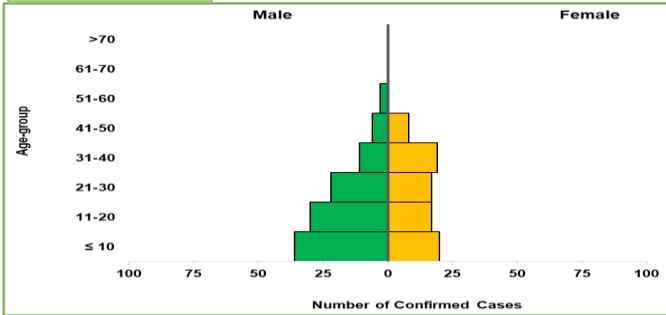
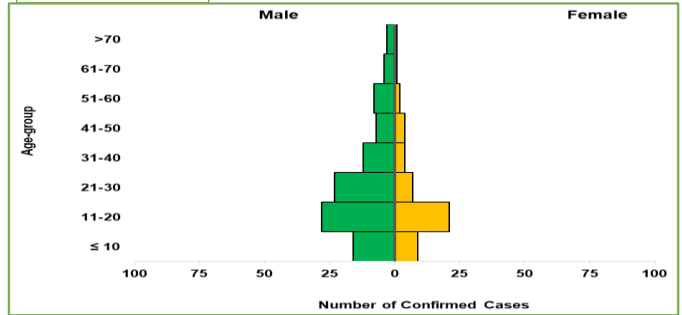


Figure 6: Map of the most affected states showing yellow fever cases, epi-week 24, 2020 – epi-week 4, 2021

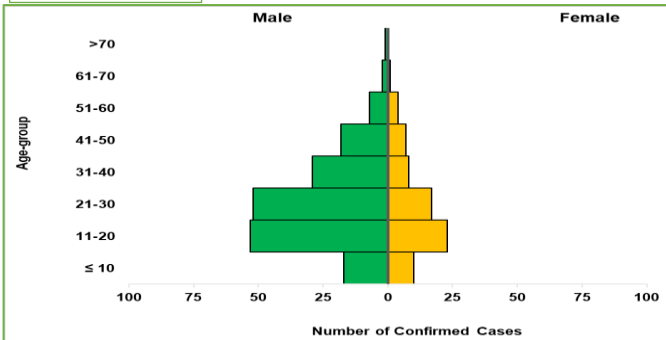
BAUCHI STATE



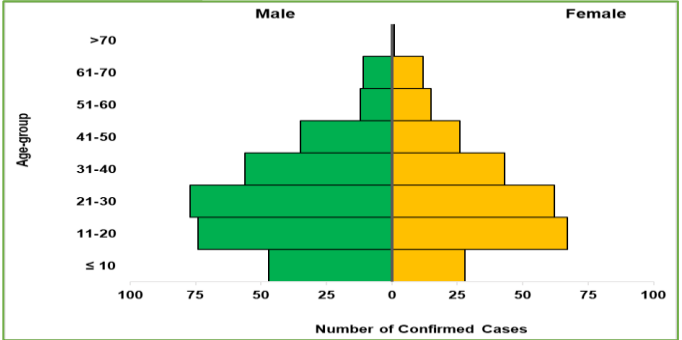
BENUE STATE



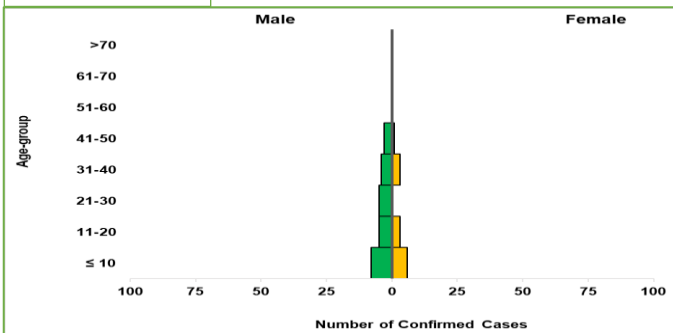
DELTA STATE



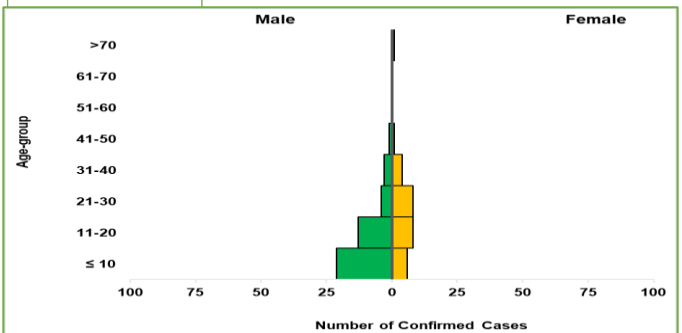
ENUGU STATE



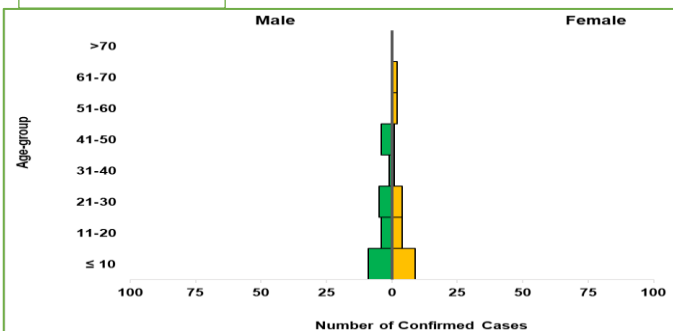
EBONYI STATE



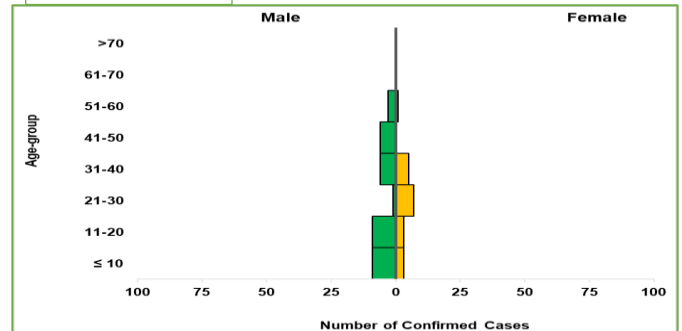
BORNO STATE



OSUN STATE



OYO STATE



7: Age and sex distribution of suspected YF cases in Bauchi, Benue, Delta, Enugu, Ebonyi, Borno, Oyo, and Osun States, epi-week 24, 2020 – epi-week 4, 2021