



2015-16 Demographic and Health Survey

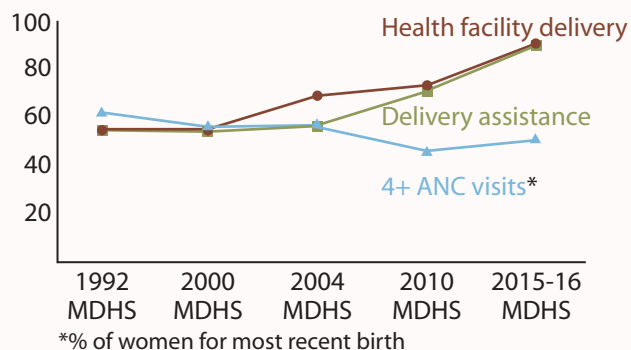
Reproductive Health Fact Sheet



Malawi

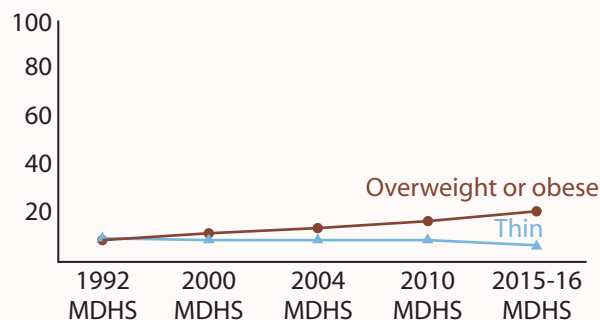
Trends in Maternal Health Care

Percent of live births in the five years before the survey



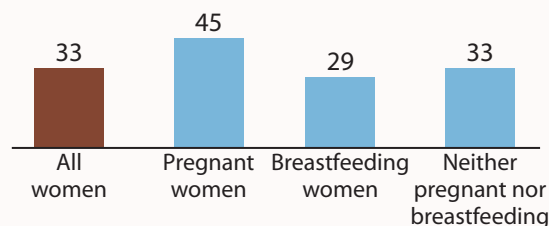
Trends in Women's Nutritional Status

Percent of women age 15-49



Prevalence of Anaemia among Women

Percent of women age 15-49 with any anaemia



For additional information on the results of the 2015-16 Malawi Demographic and Health Survey, please contact:

In Malawi:

Demography and Social Statistics Division
National Statistical Office,
Chimbiya Road, P.O. Box 333, Zomba, Malawi
Telephone +265-1-524-377

E-mail: enquiries@statistics.gov.mw; www.nsomalawi.mw

In USA:

The DHS Program
530 Gaither Road, Suite 500; Rockville, MD 20850 USA
Telephone: +1-301-407-6500; Fax: +1-301-407-6501
Email: info@DHSprogram.com; www.DHSprogram.com

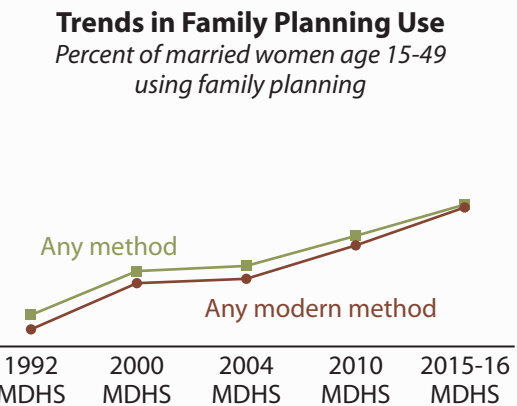
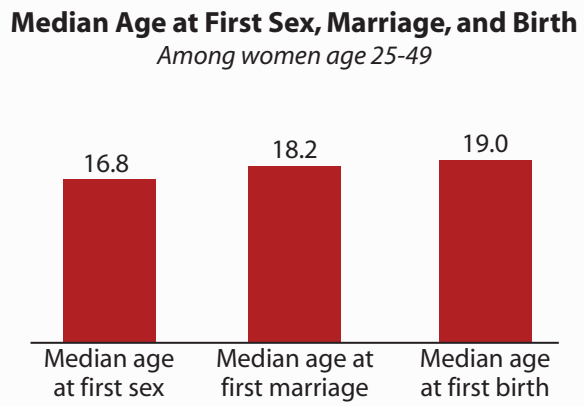

The 2015-16 Malawi Demographic and Health Survey (2015-16 MDHS) was implemented by the National Statistical Office from 19 October 2015 to 17 February 2016. The funding for the 2015-16 MDHS was provided by the government of Malawi, the United States Agency for International Development (USAID), the United Nations Children's Fund (UNICEF), the Malawi National AIDS Commission (NAC), the United Nations Population Fund (UNFPA), UN WOMEN, Irish Aid, and the World Bank. ICF provided technical assistance through The DHS Program, a USAID-funded project providing support and technical assistance in the implementation of population and health surveys in countries worldwide.



Reproductive Health: Data from the 2015-16 Malawi Demographic and Health Survey (MDHS)

The 2015-16 Malawi Demographic and Health Survey (MDHS) provides data for monitoring the health situation of the population in Malawi. The 2015-16 MDHS is the 5th Demographic and Health Survey conducted in the country. The survey is based on a nationally representative sample. It provides estimates at the national and regional levels, for urban and rural areas, and for each of the 28 districts.

	Number interviewed	Response rate
Households	29,361	99%
Women 15-49	24,562	98%
Men 15-54	7,478	95%



Current Use of Modern Methods by District

Percent of married women age 15-49 using a modern method of family planning

