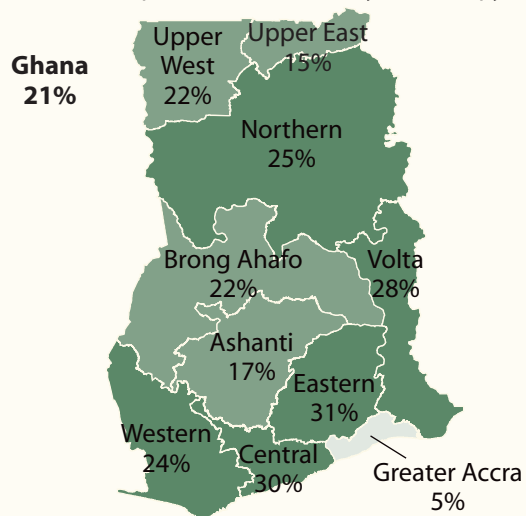


## Malaria Prevalence by Region

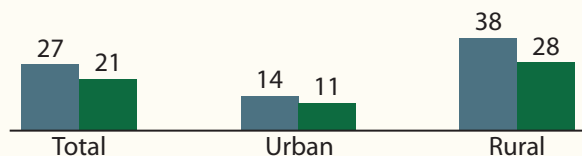
Percent of children age 6-59 months who tested positive for malaria by microscopy



## Trends in Malaria Prevalence by Residence

Percent of children age 6-59 months who tested positive for malaria by microscopy

■ 2014 GDHS ■ 2016 GMIS



**Response Rates and methodology:** All children age 6-59 months living in selected households were eligible for malaria and anaemia testing. Malaria testing was done through both rapid diagnostic testing (RDT) as well as blood smear microscopy. Anaemia testing was carried out using the HemoCue system. Of the 3,080 eligible children, 99% provided blood for RDT, 99% for malaria microscopy, and 99% for anaemia.



For additional information on the results of the 2016 Ghana Malaria Indicator Survey, please contact:

### In Ghana:

Ghana Statistical Service, Head Office,  
P.O. Box GP 1098, Accra, Ghana;  
Telephone: 233-302-682-661/233-302-663-578;  
Fax: 233-302-664-301; E mail: info@statsghana.gov.gh.

### In USA:

The DHS Program  
530 Gaither Road, Suite 500  
Rockville, MD 20850 USA  
Telephone: +1-301-407-6500; Fax: +1-301-407-6501  
Email: info@DHSprogram.com  
www.DHSprogram.com

The 2016 Ghana Malaria Indicator Survey (2016 GMIS) was implemented by the Ghana Statistical Service (GSS), in close collaboration with the Ghana National Malaria Control Programme (NMCP) and the National Public Health Reference Laboratory (NPHRL) of the Ghana Health Service. Financial support for the survey was provided by the United States Agency for International Development, the Global Fund to Fight AIDS, Tuberculosis, and Malaria, and the Government of Ghana. ICF provided technical assistance through The DHS Program, a USAID-funded project that offers support and technical assistance in the implementation of population and health surveys in countries worldwide.



# 2016 Malaria Indicator Survey

## Fact Sheet



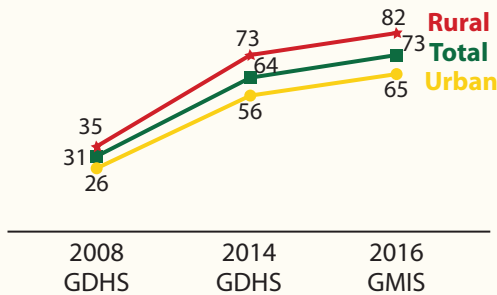
# Ghana

# 2016 Ghana Malaria Indicator Survey (GMIS)

The 2016 Ghana Malaria Indicator Survey (GMIS) provides population-based estimates on malaria indicators including malaria prevention, case management, and malaria and anaemia prevalence to inform strategic planning and programme evaluation.

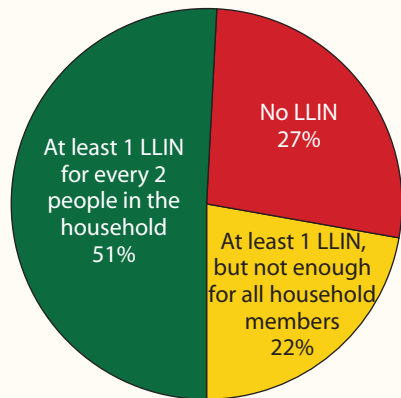
## Trends in Long-lasting Insecticide-treated Net (LLIN) Ownership by Residence

Percent of households with at least one LLIN



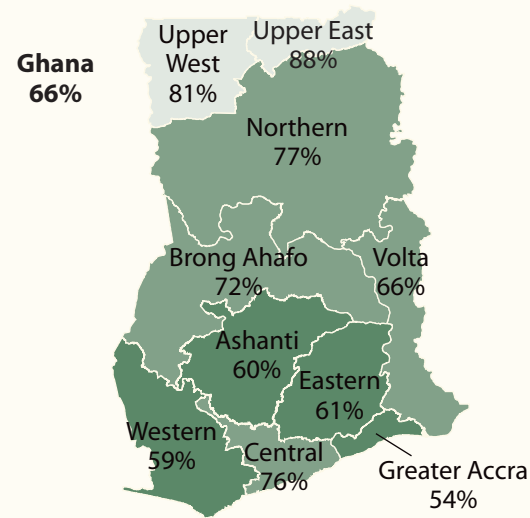
## Household Ownership of LLINs

Percent distribution of households



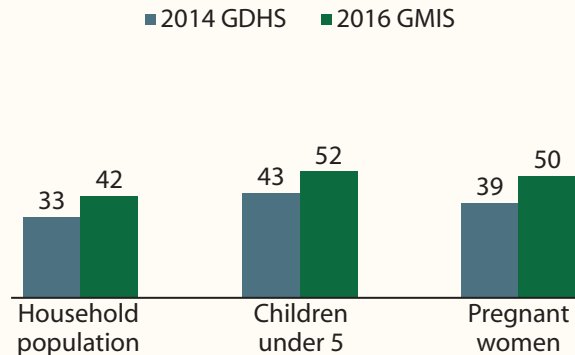
## LLIN Access by Region

Percent of the de facto population with at least one LLIN for every two people in the household



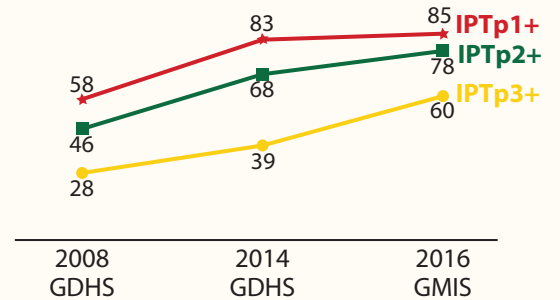
## Trends in Use of LLINs

Percent of the household population, children under 5, and pregnant women age 15-49 who slept under an LLIN the night before the survey



## Trends in Intermittent Preventive Treatment of Pregnant Women (IPTp)

Percent of pregnant women with a live birth in the two years before the survey who took at least 1, 2, or 3 doses of SP/Fansidar



7% of children age 6-59 months have low haemoglobin (less than 8.0g/dl).

## Trends in Case Management of Fever and Malaria in Children

■ 2014 GDHS ■ 2016 GMIS

Percent of children under 5 with fever in the two weeks before the survey who:

Among children under 5 with fever who took any antimalarial drug, percent who:

