



2010 Cambodia Demographic and Health Survey (CDHS)

The 2010 Cambodia Demographic and Health Survey (CDHS) provides up-to-date information on the population and health situation in Cambodia. The 2010 CDHS is the third national demographic and health survey conducted in the country. This allows for an analysis of trends.

The survey is based on a nationally representative sample. It provides estimates for rural and urban areas of the country and for each of the 19 domains (provinces or groups of provinces).

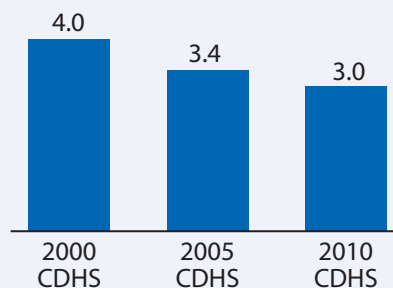
Households interviewed	15,667
Women (age 15–49) interviewed	18,754
Men (age 15–49) interviewed	8,239

Response rates

Households interviewed	99%
Women interviewed	98%
Men interviewed	95%

Trends in Fertility

Births per woman

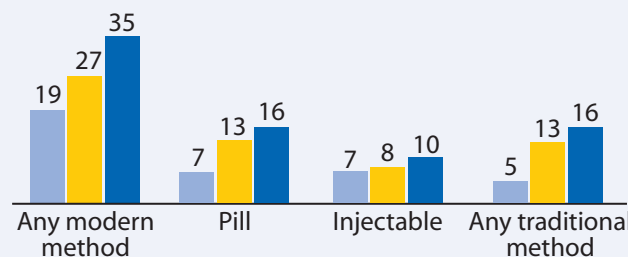


5% of Cambodian women had an **abortion** in the five years before the survey. This is a decrease from 8% in 2005..

Trends in Use of Family Planning

Percent of married women currently using a method of family planning

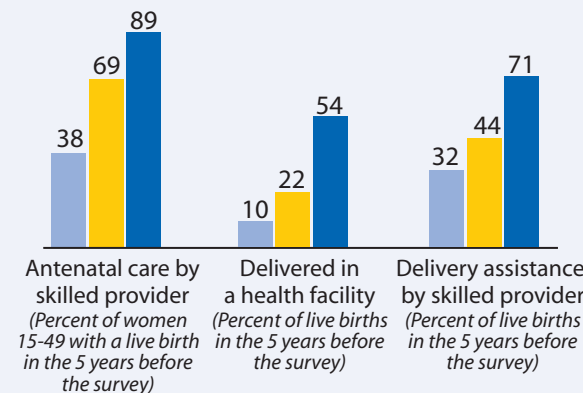
2000 CDHS 2005 CDHS 2010 CDHS



17% of Cambodian women have an **unmet need for family planning**. This is a marked improvement from 2005 when 25% of women had an unmet need.

Trends in Maternal Health Care

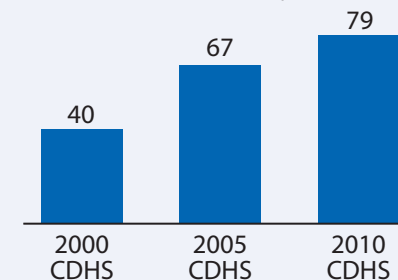
2000 CDHS 2005 CDHS 2010 CDHS



Trends in Vaccination Coverage

Percentage of children age 12-23 months fully vaccinated

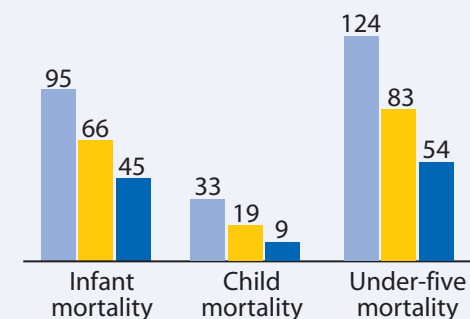
(BCG, measles, and 3 doses each of DPT or Tetravalent/Pentavalent and polio vaccine)



Trends in Childhood Mortality

Deaths per 1,000 live births

2000 CDHS 2005 CDHS 2010 CDHS



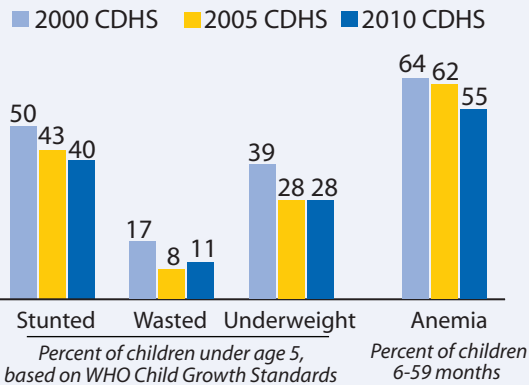
The **maternal mortality ratio** in Cambodia is 206 deaths per 100,000 live births, down from a rate of 472 in 2005..



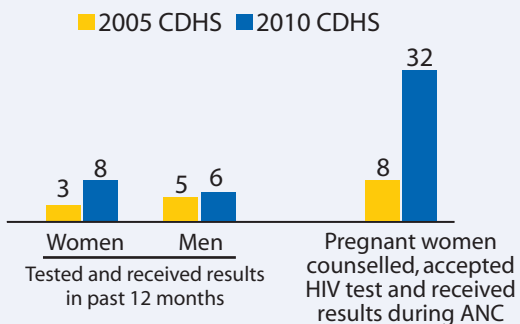
2010 Cambodia Demographic and Health Survey

Fact Sheet

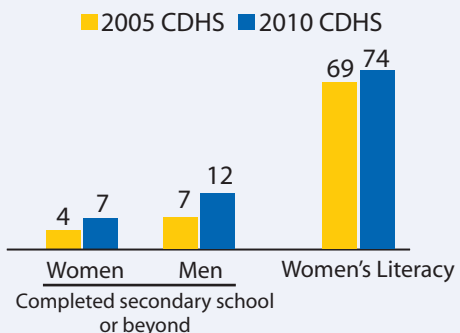
Trends in Children's Nutritional Status and Anemia



Trends in HIV Testing



Trends in Education and Literacy



For additional information on the results of the 2010 Cambodia Demographic and Health Survey, please contact:

In Cambodia:

National Institute of Statistics
 386 Monivong Boulevard
 Sangkat Beong Keng Kang 1,
 Chamkar Mon, Phnom Penh, Cambodia
 Telephone: (855) 23-213650
 E-mail: ssythan@hotmail.com
 Internet: www.nis.gov.kh

Directorate General for Health, Ministry of Health
 151-153 Kampuchea Krom Boulevard,
 Phnom Penh, Cambodia
 Telephone: (855) 23-722873
 E-mail: webmaster@moh.gov.kh
 Internet: www.moh.gov.kh

In USA:

MEASURE DHS, ICF Macro
 11785 Beltsville Drive
 Calverton, MD 20705 USA
 Telephone: 301-572-0200
 Fax: 301-572-0999
 Website: www.measuredhs.com

The 2010 CDHS survey was conducted by the Directorate General for Health (DGH) of the Ministry of Health, and the National Institute of Statistics of the Ministry of Planning. Funding for the survey came from USAID, UNFPA, UNICEF, JICA, and the Health Sector Support Program-Second Phase (HSSP-2). Technical assistance was provided by ICF Macro through the USAID-funded MEASURE DHS project.



Cambodia



Fertility	Total	Province																			
		Banteay Mean Chey	Kampong Cham	Kampong Chhnang	Kampong Speu	Kampong Thom	Kandal	Kratie	Phnom Penh	Prey Veng	Pursat	Siem Reap	Svay Rieng	Takeo	Otdar Mean Chay	Battambang/Pailin	Kampot/Kep	Preah Sihanouk/Koh Kong	Preah Vihear/Steung Treng	Mondol Kiri/Rattanak Kiri	
Total fertility rate	3.0	3.2	3.4	3.6	3.1	3.2	2.9	3.9	2.0	3.3	3.4	3.4	2.6	3.1	3.2	3.2	2.8	2.9	3.5	4.5	
Median age at first marriage for women age 25–49 (years)	20.3	19.7	19.8	20.5	19.5	20.3	20.6	20.3	23.0	19.5	20.6	20.9	19.5	19.8	20.2	20.7	19.9	20.6	20.1	19.3	
Married women (age 15–49) wanting no more children (%)	56	55	53	57	56	52	58	59	53	58	58	57	66	62	54	51	63	54	49	57	
Women with at least one abortion in the past 5 years (%)	5	9	7	4	4	7	4	6	5	4	6	6	4	5	3	7	10	6	3	2	
Mean ideal number of children for women 15–49	3.1	3.3	3.2	3.5	3.3	3.4	3.2	3.4	2.8	3.2	2.9	3.0	2.9	3.0	3.2	3.2	3.1	3.3	3.2	3.5	
Family Planning																					
Current use of any modern method (currently married women 15–49) (%)	35	43	28	27	42	40	38	24	29	41	34	33	36	38	44	37	33	34	32	33	
Currently married women with an unmet need for family planning ¹ (%)	17	16	17	22	15	16	14	22	10	16	21	19	11	27	17	13	18	17	23	19	
Maternal and Child Health																					
Maternity care (women who gave birth in past 5 years)																					
Received antenatal care from a skilled provider ² (%)	89	88	88	90	90	85	89	65	99	92	90	93	93	97	91	91	86	88	67	62	
Births assisted by a skilled provider ² (%)	71	69	68	60	68	48	87	44	99	59	74	73	90	85	64	78	67	79	28	38	
Births delivered in a health facility (%)	54	56	46	54	47	36	65	26	93	41	49	69	45	72	57	52	42	57	21	30	
Child vaccination																					
Children 12–23 months fully vaccinated ³ (%)	79	93	85	76	89	75	77	71	84	76	74	89	75	84	78	79	57	74	66	28	
Nutrition																					
Children <5 years who are stunted (moderate or severe) (%)	40	33	47	40	42	50	35	48	25	35	45	50	31	41	40	27	43	42	56	55	
Children 6-59 months with any anemia (%)	55	50	55	64	54	65	56	61	48	52	39	60	66	54	61	54	49	58	54	54	
Women 15-49 with any anemia (%)	44	39	41	57	47	53	45	55	34	41	26	46	62	45	47	53	39	38	47	47	
Childhood Mortality (number of deaths per 1,000 births)																					
Infant mortality (between birth and first birthday)*	45	61	54	78	65	57	61	76	13	64	53	50	78	68	42	45	60	50	95	82	
Under-five mortality (between birth and fifth birthday)*	54	76	58	97	73	67	69	86	18	74	57	60	93	84	47	54	73	63	118	106	
HIV/AIDS-related Knowledge																					
Knows ways to reduce the risk of getting HIV:																					
Having one sex partner (women/men) (%)	86/89	87/97	82/90	96/96	88/99	81/84	93/61	76/88	94/99	87/100	87/36	89/90	75/94	84/93	93/96	80/98	86/97	93/95	79/88	66/74	
Using condoms (women/men) (%)	81/84	88/97	81/88	73/97	89/97	82/91	96/21	95/86	67/99	85/99	81/39	77/89	64/90	89/92	93/92	83/96	83/94	92/90	70/78	63/82	
Tested for HIV and received results in the year before the survey (women/men(%)	8/6	10/8	8/4	6/3	8/4	6/6	5/4	4/3	9/13	10/6	10/5	7/6	7/7	14/5	5/3	12/11	6/4	6/5	3/2	3/3	

1. Women who do not want any more children or who want to wait at least 2 years before their next birth but who are not using family planning are said to have an unmet need.

2. Skilled provider includes doctor, nurse, and midwife.

3- Children who are fully vaccinated have received BCG, measles, and 3 doses each of Tetravalent or Pentavalent and polio vaccine (excluding polio 0 given at birth).