

Democratic Repub. of Congo

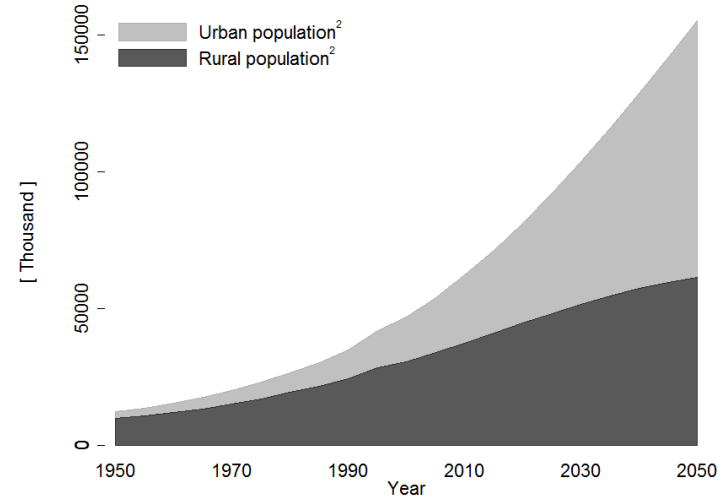
Urban health profile

Trend in urbanization



42.0 % of the population lived in urban areas in 2014

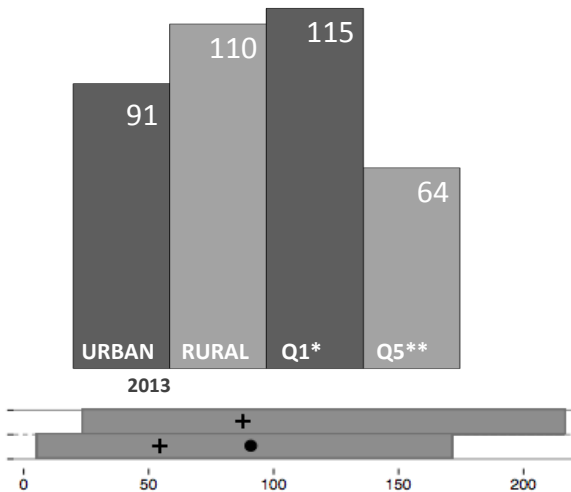
74.8% or 21.8 million of the urban population live in slums¹



Health outcomes

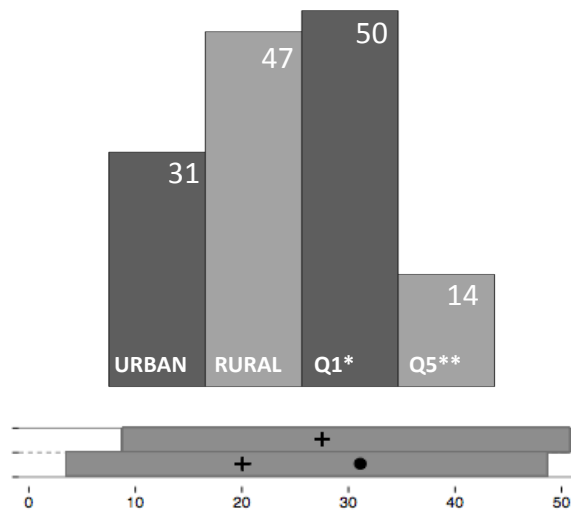
Under 5 mortality rate

Per 1000 live births



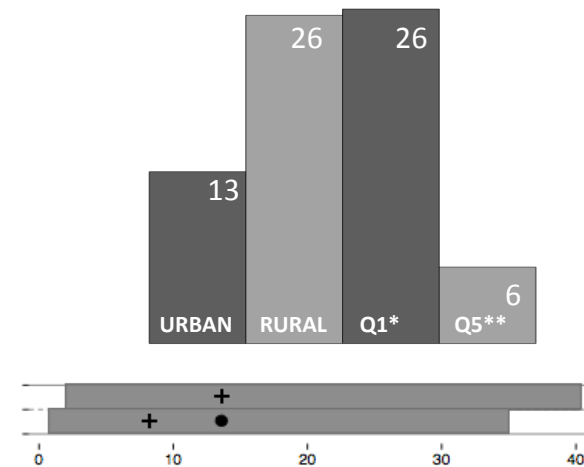
Under 5 Stunting

% children moderately or severely malnourished indicated by low height for age



Underweight children

% of children moderately or severely malnourished indicated by low weight for age



Urban: Urban population Q1* : Poorest 20% of urban population
Rural: Rural population Q5 **: Wealthiest 20% of urban population

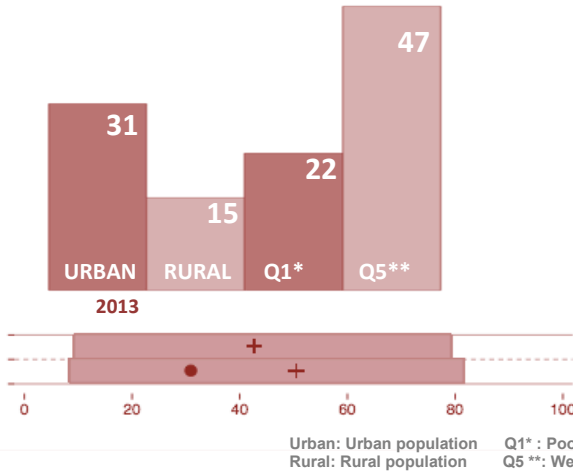
+ : Global average for urban areas ● : Urban estimate for country
[Bar] : Global urban range (Upper: 1990-2004, Lower: 2005-2014)

Data source¹ - Latest update at 2014 UN data: URL <https://data.un.org>
Data source² - URL: <http://esa.un.org/unpd/wup/CD-ROM/Urban-Rural-Population.htm>
Data source³ - (Unless notified)
- Demographic Health Survey: URL <http://dhsprogram.com/Data/>

Health determinants

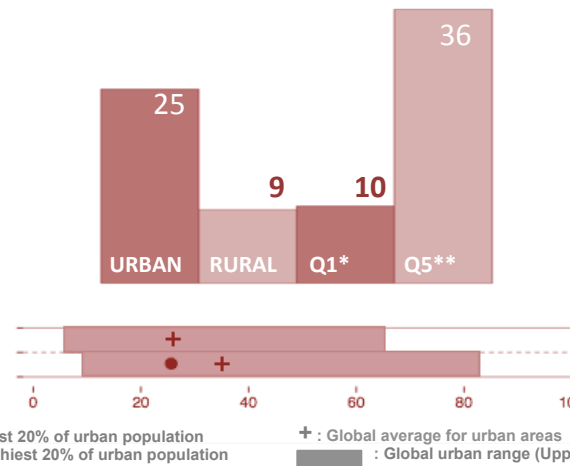
Contraceptive use

% of women that are currently using a contraceptive method



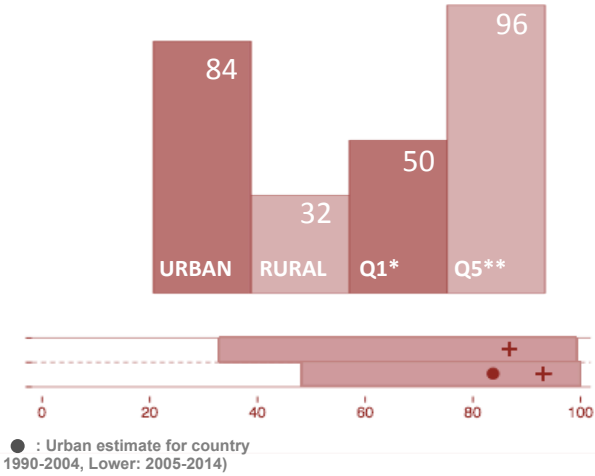
Overweight

% of women with a body mass index greater than 25



Improved water

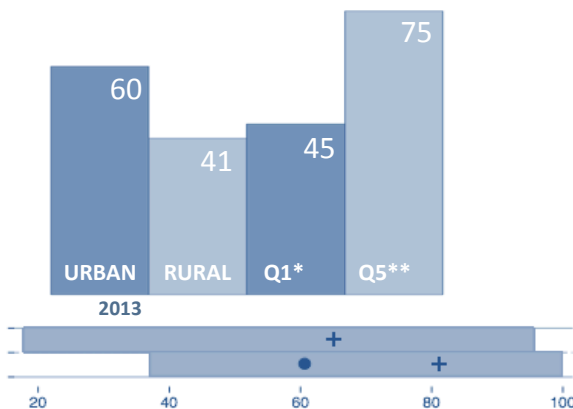
% of population using improved drinking-water sources



Health coverage

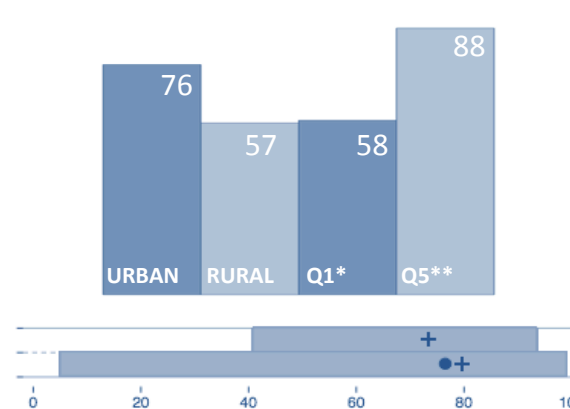
Antenatal care

% of women with at least 4 visits for antenatal care during last pregnancy



DPT3

% of children ≤5 years who have received 3 doses of the diphtheria-pertussis-tetanus vaccination



Knowledge of HIV/AIDS

% of women who had knowledge about means of avoiding sexual transmission of HIV/AIDS

