Rakhine NFI Coverage & Gaps by Households level

31/Dec/2017

CCCM CLUSTER
SUPPORTING DISPLACED COMMUNITIES
www.cccmcluster.org

Myanmar Shelter Cluster
ShelterCluster.org
Coordinating Humanitarian Shelter

Rakhine

For more information on the NFI strategy please consult the Standard and Guidelines page on the CCCM/Shelter/NFI Clusters website:
https://www.sheltercluster.org/sites/default/files/docs/sphere_handbook_2011_english.pdf

Items (Direct and through Kits)	Requirement HH(s)	Distributed HH(s)	HH Coverage (%)	HH Gap	HH Gap (%)	Requirment (Individuals)	Distributed (Individuals)	Individual Coverage	Individaul Gap	Individaul Gap (%)
Mosquito net	24,600	13,173	54%	11,427	46%	127,146	68733	54%	58,413	46%
Tarpaulin	24,600	7,400	30%	17,200	70%	127,146	40360	32%	86,786	68%
Blanket	24,600	8,045	33%	16,555	67%	127,146	43011	34%	84,135	66%
Kitchen Set	24,600	6,459	26%	18,141	74%	127,146	34287	27%	92,859	73%
Complementary Kit	24,600	97	0%	24,503	100%	127,146	33	0%	127,113	100%
Plastic Mat	24,600	8,540	35%	16,060	65%	127,146	45733	36%	81,413	64%
Adult Clothes	24,600	896	4%	23,704	96%	127,146	11529	9%	115,617	91%
Children Clothes	24,600	725	3%	23,875	97%	127,146	7612	6%	119,534	94%
Solar Lantern	24,600	389	2%	24,211	98%	127,146	2139	2%	125,007	98%
Sanitary Kit	24,600	2,166	9%	22,434	91%	127,146	2139	2%	125,007	98%

HH(s) Coverage in Townships in Rakhine State (2017)

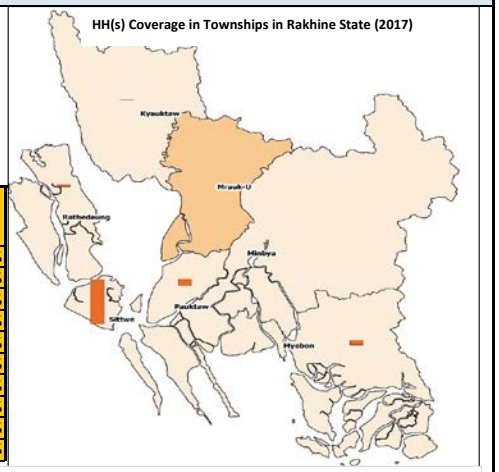

NFI Items Distributed (2017)

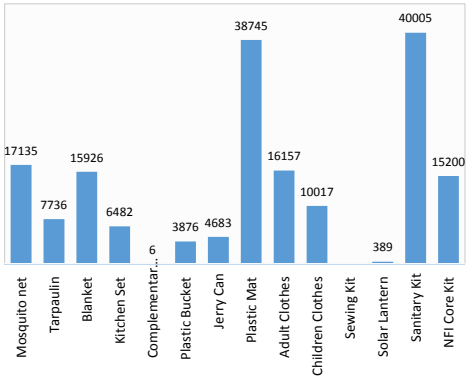

Household Coverage by item & Agency (2017)

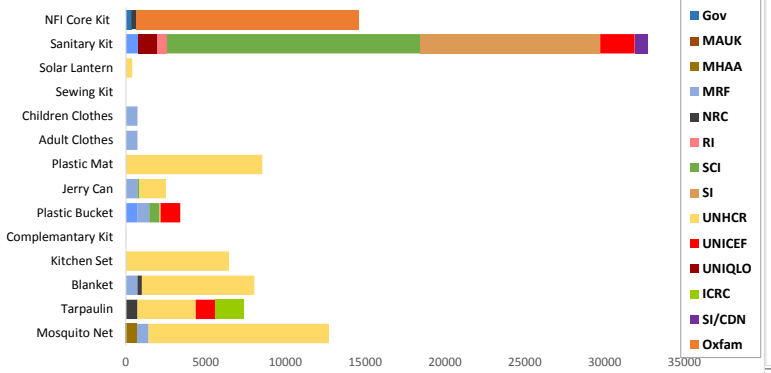

Household Coverage and Gap (2017)

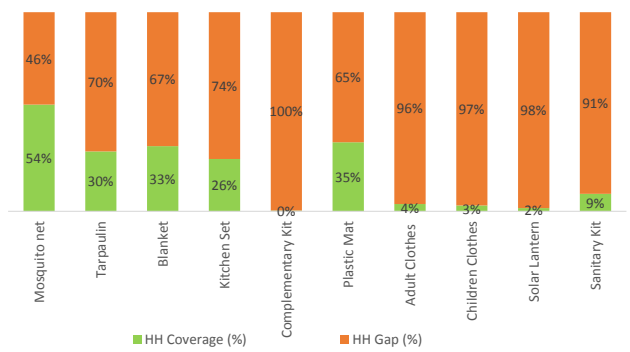

Sources: UNHCR, Myanmar Information Management Unit (MIMU)

For more information contact the National Cluster Coordinator Edward Benson: benson@unhcr.org