

Tuberculosis profile: Lesotho

Population 2019: 2.1 million

Estimates of TB burden*, 2019

	Number	(Rate per 100 000 population)
Total TB incidence	14 000 (8 600-20 000)	654 (406-959)
HIV-positive TB incidence	8 600 (5 300-13 000)	403 (250-591)
MDR/RR-TB incidence**	760 (460-1 100)	36 (21-53)
HIV-negative TB mortality	1 200 (690-1 900)	57 (32-88)
HIV-positive TB mortality	3 600 (2 200-5 300)	168 (103-248)

Estimated proportion of TB cases with MDR/RR-TB*, 2019

New cases	5.2% (4.5-6)
Previously treated cases	6.6% (4.8-8.9)

Universal health coverage and social protection*

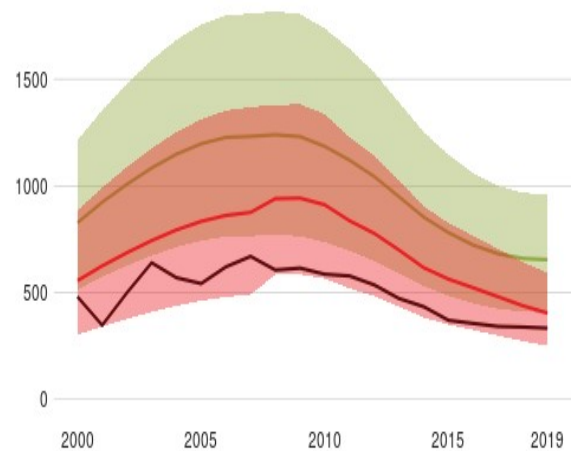
TB treatment coverage (notified/estimated incidence), 2019	51% (35-82)
TB patients facing catastrophic total costs, 2019	19% (15-25)
TB case fatality ratio (estimated mortality/estimated incidence), 2019	36% (18-56)

TB case notifications, 2019

Total new and relapse	7 059
- % tested with rapid diagnostics at time of diagnosis	67%
- % with known HIV status	96%
- % pulmonary	91%
- % bacteriologically confirmed ^	72%
- % children aged 0-14 years	4%

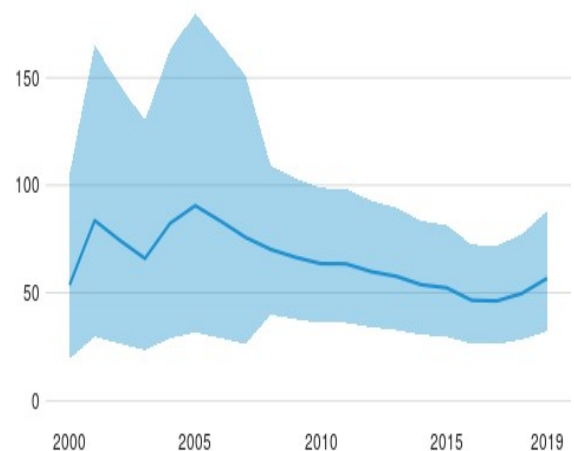
Incidence, New and relapse TB cases notified, HIV-positive TB incidence

(Rate per 100 000 population per year)



HIV-negative TB mortality

(Rate per 100 000 population per year)



Incidence, Notified cases by age group and sex, 2019

(Number)

- % women	34%
- % men	62%
Total cases notified	7 152

TB/HIV care in new and relapse TB patients, 2019

	Number	(%)
Patients with known HIV status who are HIV-positive	4 187	62%
- on antiretroviral therapy	3 828	91%

Drug-resistant TB care, 2019

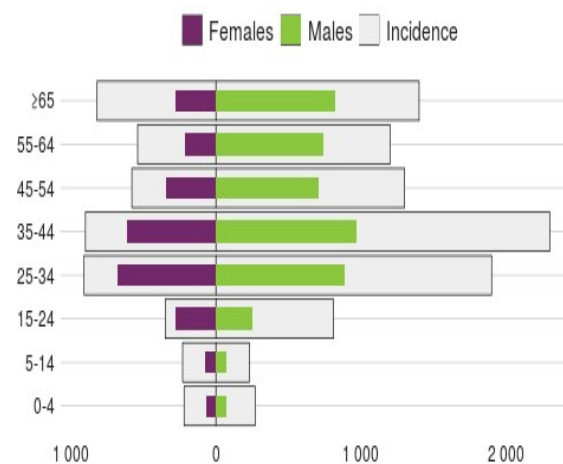
% of bacteriologically confirmed TB cases tested for rifampicin resistance - New cases ^	87%
% of bacteriologically confirmed TB cases tested for rifampicin resistance - Previously treated cases ^	80%
Laboratory-confirmed cases - MDR/RR-TB ^^	259
Patients started on treatment - MDR/RR-TB ^^	181
Laboratory-confirmed cases - XDR-TB ^^	0
Patients started on treatment - XDR-TB ^^	0
MDR/RR-TB cases tested for resistance to any fluoroquinolone	21

Treatment success rate and cohort size

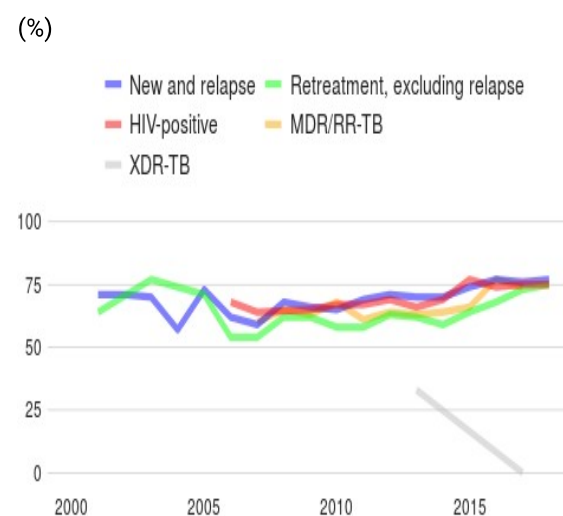
	Success	Cohort
New and relapse cases registered in 2018	77%	7 059
Previously treated cases, excluding relapse, registered in 2018	75%	99
HIV-positive TB cases registered in 2018	75%	4 609
MDR/RR-TB cases started on second-line treatment in 2017	74%	147
XDR-TB cases started on second-line treatment in 2017	0%	3

TB preventive treatment, 2019

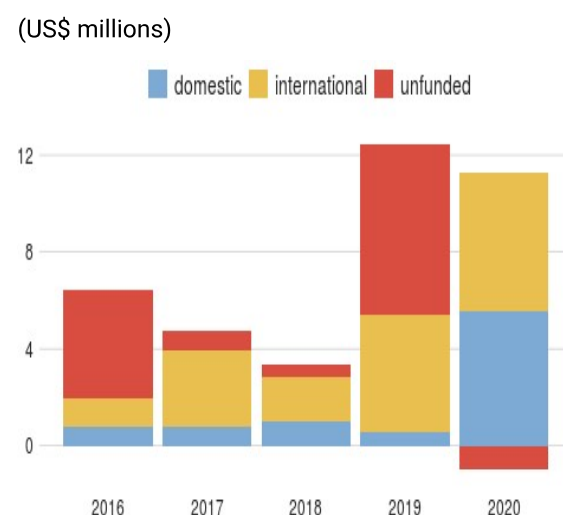
% of HIV-positive people (newly enrolled in care) on preventive treatment	
---	--



Treatment success rate



Total budget



% of children (aged < 5) household contacts of bacteriologically-confirmed TB cases on preventive treatment	73% (67-80)
---	----------------

TB financing

National TB budget, 2020 (US\$ millions)	10
- Funding source, domestic	54%
- Funding source, international	56%
- unfunded	-9.8%

* Estimates of TB and MDR-TB burden are produced by WHO in consultation with countries. Ranges represent uncertainty intervals.

** MDR is TB resistant to rifampicin and isoniazid; RR is TB resistant to rifampicin

^ Calculated for pulmonary cases only

^^ Includes cases with unknown previous TB treatment history

^^^ Includes patients diagnosed before 2019 and patients who were not laboratory-confirmed

Generated 2020-10-15 by the World Health Organization (<https://www.who.int/tb/data/>)