

Tuberculosis profile: Bangladesh

Population 2019: 163 million

Estimates of TB burden*, 2019

	Number	(Rate per 100 000 population)
Total TB incidence	361 000 (262 000-474 000)	221 (161-291)
HIV-positive TB incidence	700 (350-1 200)	0.43 (0.21-0.72)
MDR/RR-TB incidence**	3 300 (1 600-5 500)	2 (0.98-3.4)
HIV-negative TB mortality	38 000 (24 000-56 000)	24 (15-34)
HIV-positive TB mortality	150 (74-260)	0.09 (0.05-0.16)

Estimated proportion of TB cases with MDR/RR-TB*, 2019

New cases	0.7% (0.4-1.2)
Previously treated cases	11% (10-12)

Universal health coverage and social protection*

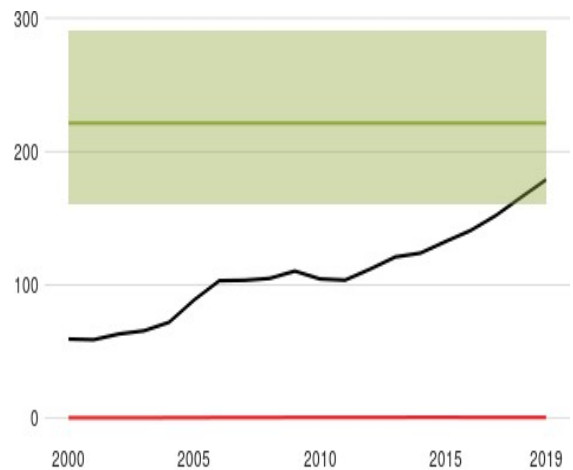
TB treatment coverage (notified/estimated incidence), 2019	81% (61-110)
TB patients facing catastrophic total costs	
TB case fatality ratio (estimated mortality/estimated incidence), 2019	11% (6-17)

TB case notifications, 2019

Total new and relapse	291 595
- % tested with rapid diagnostics at time of diagnosis	26%
- % with known HIV status	3.3%
- % pulmonary	81%
- % bacteriologically confirmed ^	71%
- % children aged 0-14 years	4%

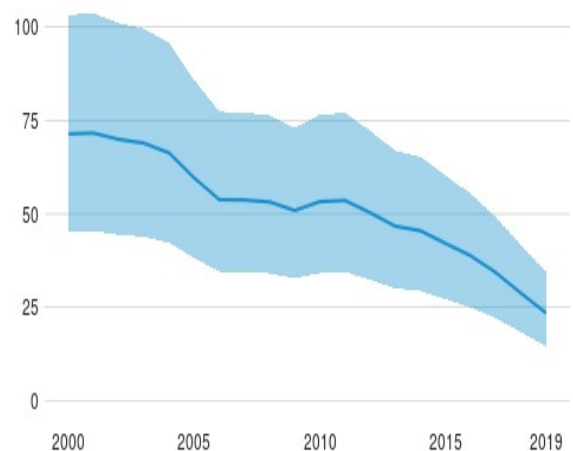
Incidence, New and relapse TB cases notified, HIV-positive TB incidence

(Rate per 100 000 population per year)



HIV-negative TB mortality

(Rate per 100 000 population per year)



Incidence, Notified cases by age group and sex, 2019

(Number)

- % women	41%
- % men	55%
Total cases notified	292 942

TB/HIV care in new and relapse TB patients, 2019

	Number	(%)
Patients with known HIV status who are HIV-positive	120	1.2%
- on antiretroviral therapy	116	97%

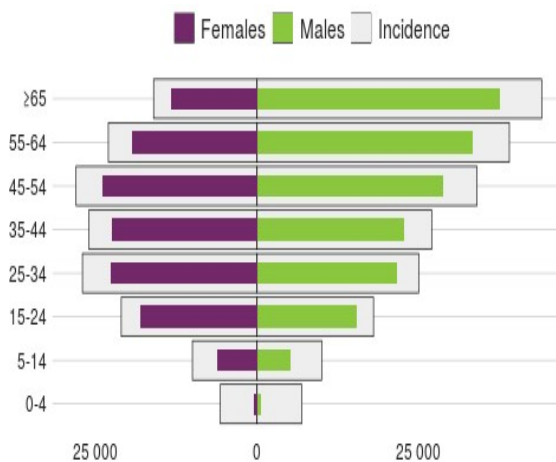
Drug-resistant TB care, 2019

% of bacteriologically confirmed TB cases tested for rifampicin resistance - New cases ^	26%
% of bacteriologically confirmed TB cases tested for rifampicin resistance - Previously treated cases ^	98%
Laboratory-confirmed cases - MDR/RR-TB ^^	1 373
Patients started on treatment - MDR/RR-TB ^^^	1 243
Laboratory-confirmed cases - XDR-TB ^^	7
Patients started on treatment - XDR-TB ^^^	7
MDR/RR-TB cases tested for resistance to any fluoroquinolone	1 248

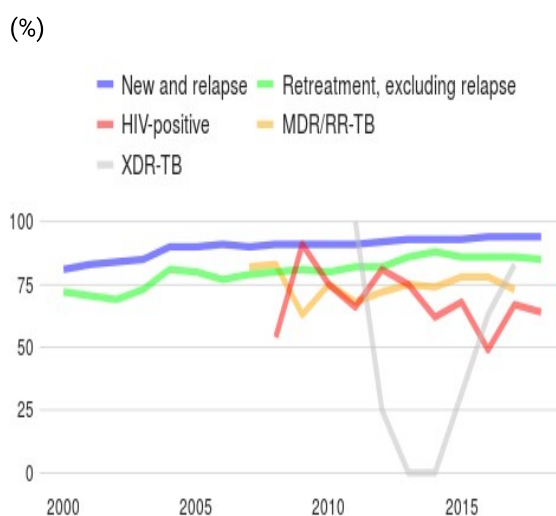
Treatment success rate and cohort size

	Success	Cohort
New and relapse cases registered in 2018	94%	267 143
Previously treated cases, excluding relapse, registered in 2018	85%	1 453
HIV-positive TB cases registered in 2018	64%	67
MDR/RR-TB cases started on second-line treatment in 2017	73%	919
XDR-TB cases started on second-line treatment in 2017	83%	6

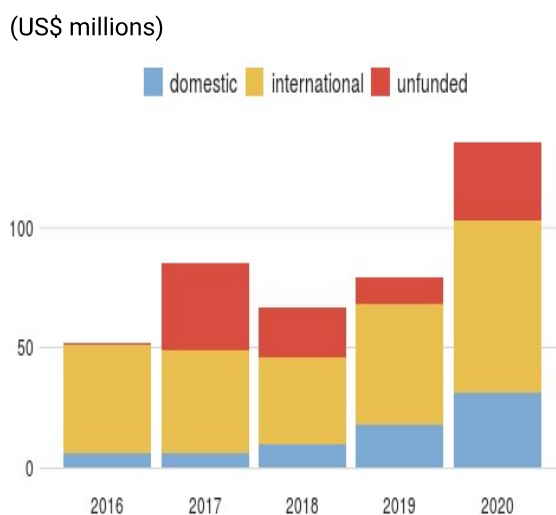
TB preventive treatment, 2019



Treatment success rate



Total budget



% of HIV-positive people (newly enrolled in care) on preventive treatment

% of children (aged < 5) household contacts of bacteriologically-confirmed TB cases on preventive treatment	51% (47-56)
---	----------------

TB financing

National TB budget, 2020 (US\$ millions)	135
--	-----

- Funding source, domestic	23%
----------------------------	-----

- Funding source, international	53%
---------------------------------	-----

- unfunded	24%
------------	-----

* Estimates of TB and MDR-TB burden are produced by WHO in consultation with countries. Ranges represent uncertainty intervals.

** MDR is TB resistant to rifampicin and isoniazid; RR is TB resistant to rifampicin

^ Calculated for pulmonary cases only

^^ Includes cases with unknown previous TB treatment history

^^^ Includes patients diagnosed before 2019 and patients who were not laboratory-confirmed

Generated 2020-10-15 by the World Health Organization (<https://www.who.int/tb/data/>)