

Nepal

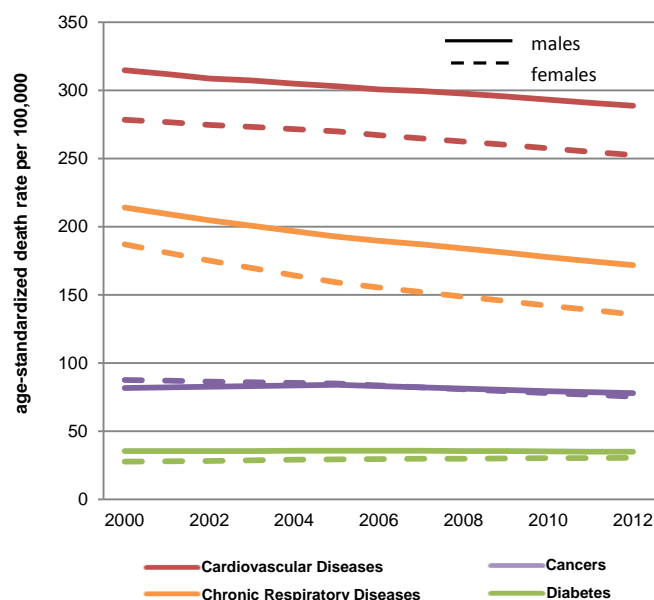
Total population: 27 474 000

Income Group: Low

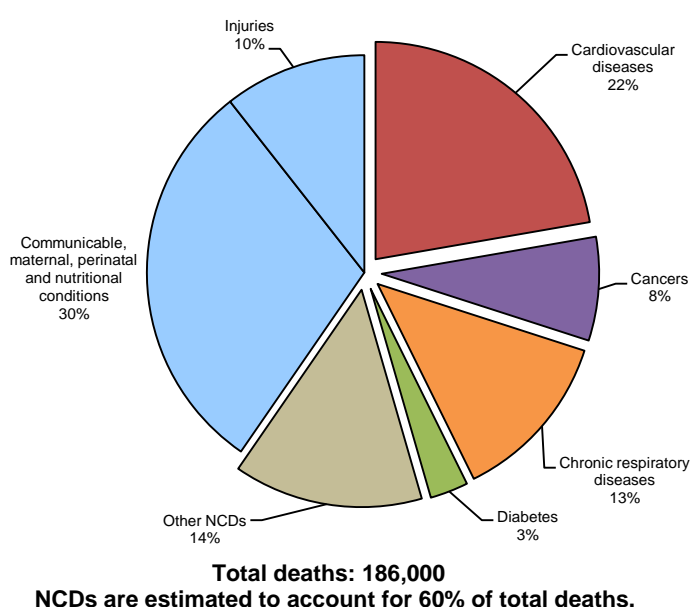
Percentage of population living in urban areas: 17.0%

Population proportion between ages 30 and 70 years: 33.8%

Age-standardized death rates*



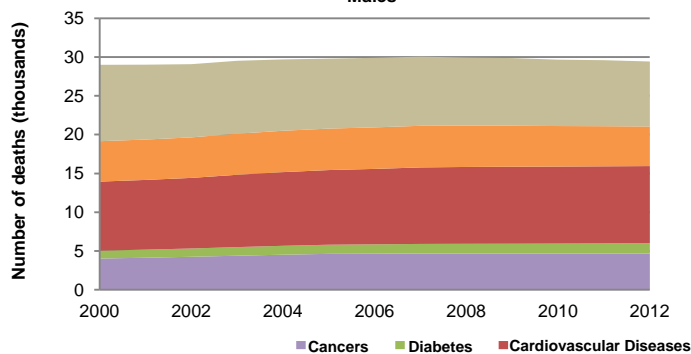
Proportional mortality (% of total deaths, all ages, both sexes)*



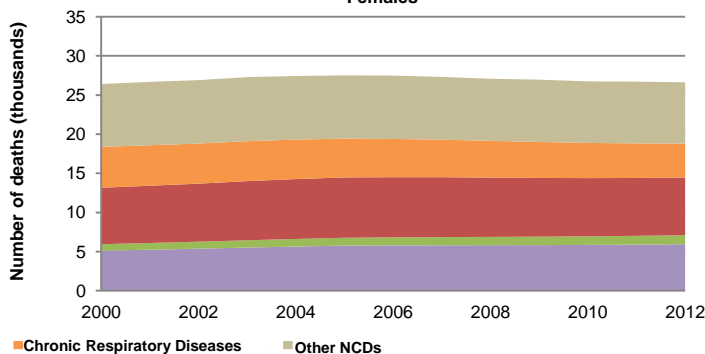
Premature mortality due to NCDs*

The probability of dying between ages 30 and 70 years from the 4 main NCDs is **22%**.

Number of deaths, under 70 years
Males



Number of deaths, under 70 years
Females



Adult risk factors

	males	females	total
Current tobacco smoking (2011)	37%	25%	30%
Total alcohol per capita consumption, in litres of pure alcohol (2010)	4.4	0.2	2.2
Raised blood pressure (2008)	23.3%	24.9%	24.2%
Obesity (2008)	1.3%	1.6%	1.4%

National systems response to NCDs

Has an operational NCD unit/branch or department within the Ministry of Health, or equivalent	DK
Has an operational multisectoral national policy, strategy or action plan that integrates several NCDs and shared risk factors	No
Has an operational policy, strategy or action plan to reduce the harmful use of alcohol	No
Has an operational policy, strategy or action plan to reduce physical inactivity and/or promote physical activity	No
Has an operational policy, strategy or action plan to reduce the burden of tobacco use	Yes
Has an operational policy, strategy or action plan to reduce unhealthy diet and/or promote healthy diets	No
Has evidence-based national guidelines/protocols/standards for the management of major NCDs through a primary care approach	No
Has an NCD surveillance and monitoring system in place to enable reporting against the nine global NCD targets	No
Has a national, population-based cancer registry	No

* The mortality estimates for this country have a high degree of uncertainty because they are not based on any national NCD mortality data (see Explanatory Notes).
DK = Country responded "don't know"