

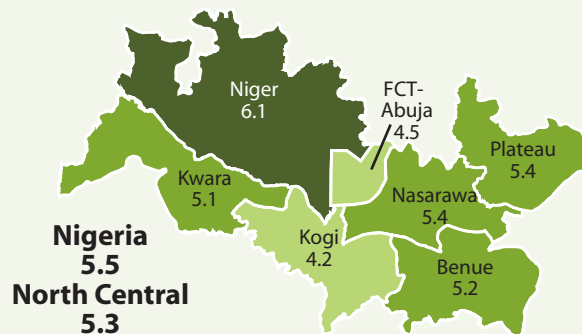
2013 Nigeria Demographic and Health Survey (NDHS): North Central

The 2013 Nigeria Demographic and Health Survey (NDHS) provides data for monitoring the population and health situation in Nigeria. The 2013 NDHS is the fifth Demographic and Health Survey conducted in the country.

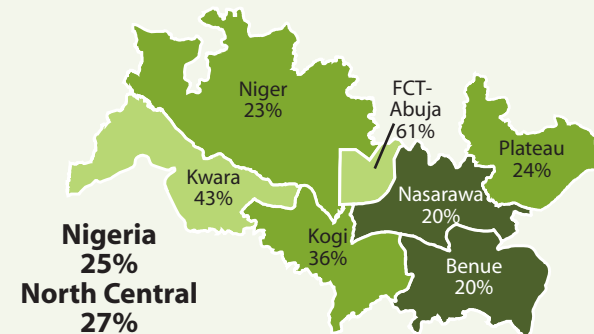
The survey is based on a nationally representative sample. It provides estimates for urban and rural areas of the country, for each of the six zones, and, in most cases, for each of the 36 states, and the Federal Capital Territory (FCT).

	Number interviewed	Response rate
Households	38,522	99%
Women 15-49	38,948	98%
Men 15-49	17,359	95%

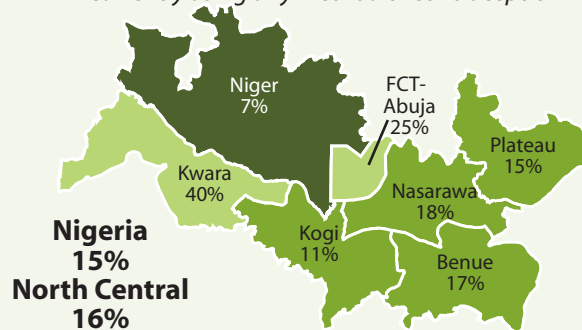
Total Fertility Rate by State
Births per woman for the 3 years prior to the survey



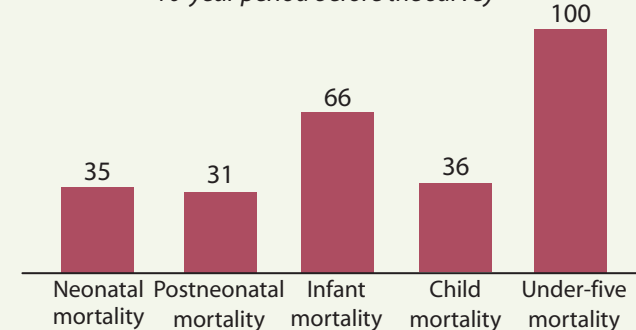
Vaccination Coverage by State
Percent of children age 12-23 months vaccinated



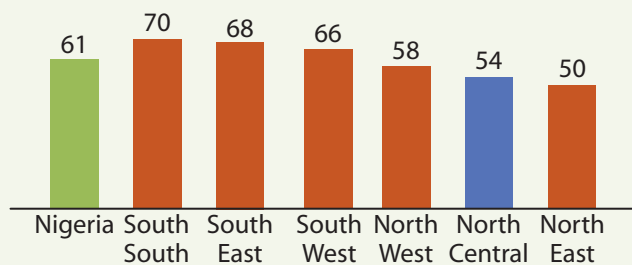
Contraceptive Use by State
Percent of currently married women age 15-49 who are currently using any method of contraception



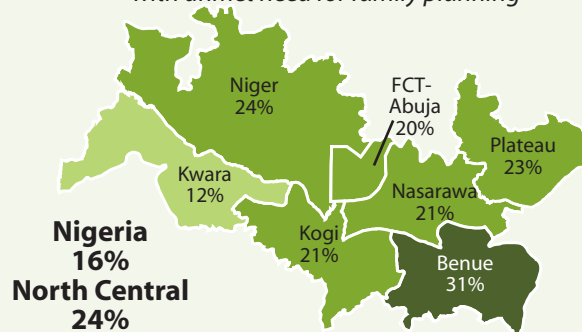
Childhood Mortality in North Central Zone
Deaths per 1,000 live births for the 10-year period before the survey



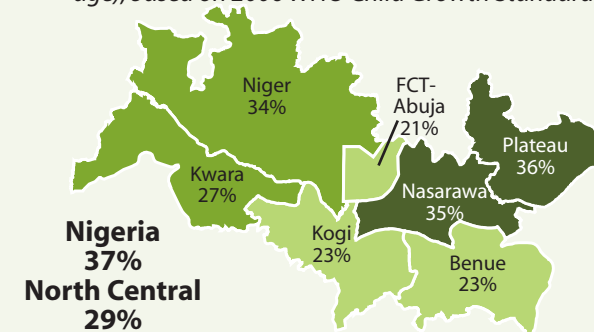
Improved Source of Drinking Water by Zone
Percent of households with an improved source of drinking water



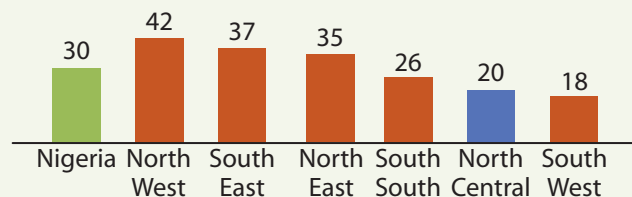
Unmet Need for Family Planning by State
Percent of currently married women age 15-49 with unmet need for family planning



Stunting by State
Percent of children under age 5 who are stunted (too short for age), based on 2006 WHO Child Growth Standards



Improved Sanitation by Zone
Percent of households with an improved, not shared sanitation facility



2013 Demographic and Health Survey

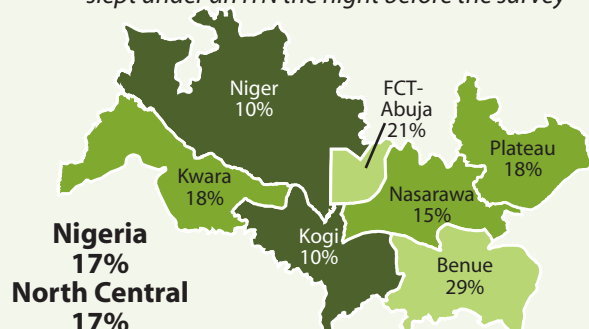
Fact Sheet



North Central Zone

Use of ITNs by Children by State

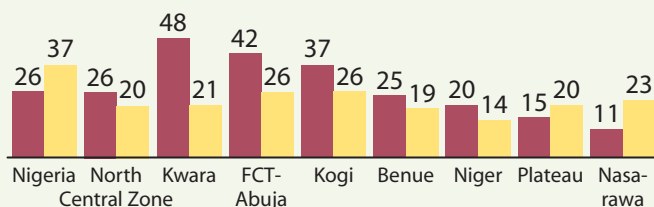
Percent of children under age 5 who slept under an ITN the night before the survey



Comprehensive Knowledge of HIV by State

Percent of women and men age 15-49 with comprehensive knowledge of HIV

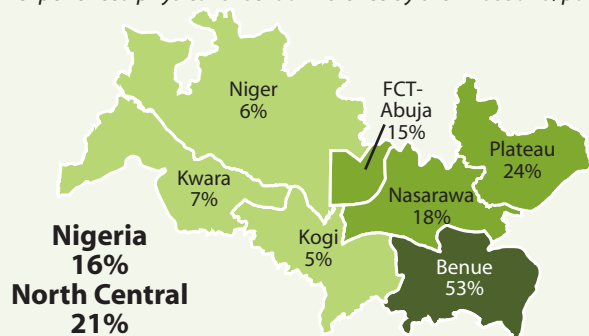
■ Women ■ Men



* Comprehensive knowledge of HIV means knowing that consistent use of condoms during sexual intercourse and having just one uninfected, faithful partner can reduce the chance of getting HIV, knowing that a healthy-looking person can have HIV, and rejecting the two most common local misconceptions about HIV transmission or prevention.

Spousal Violence by State

Percent of ever-married women age 15-49 who have ever experienced physical or sexual violence by their husband/partner



For additional information on the results of the 2013 Nigeria Demographic and Health Survey, please contact:

In Nigeria:

National Population Commission (NPC)
Plot 2031, Olusegun Obasanjo Way,
Zone 7 Wuse, PMB 0281
Abuja, Nigeria
Telephone: (234) 09 523-9173; Fax: (234) 09 523-1024
Email: info@population.gov.ng
www.population.gov.ng

In USA:

The DHS Program
530 Gaither Road, Suite 500
Rockville, MD 20850 USA
Telephone: 301-407-6500; Fax: 301-407-6501
Email: info@dhsprogram.com
www.dhsprogram.com; statcompiler.com

The 2013 Nigeria Demographic and Health Survey (NDHS) was implemented by the National Population Commission (NPC). ICF International provided financial and technical assistance for the survey through USAID-funded MEASURE DHS program, which is designed to assist developing countries to collect data on fertility, family planning, and maternal and child health. Financial support for the survey was provided by USAID, the United Kingdom Department for International Development (DFID) through PATHS2, and the United Nations Population Fund (UNFPA).

